



ARKANSAS RAZORBACKS

1 National Championship » 6 Final Four Appearances » 10 Sweet 16 Appearances » 31 NCAA Appearances

» 2016-17 SCHEDULE »

Overall: 26-9 | SEC: 12-6 | H: 15-3 | A: 6-5 | N: 5-1

NOVEMBER (4-1)

| | | W/L | SCORE |
|----|-------------------|---------------|---------|
| 11 | Fort Wayne | SEC Network + | W 92-83 |
| 14 | Southern Illinois | SEC Network + | W 90-65 |
| 18 | UT Arlington | SEC Network + | W 71-67 |
| 22 | at Minnesota | ESPN3 | L 85-71 |
| 28 | Mount St. Mary's | SEC Network + | W 89-76 |

DECEMBER (7-1)

| | | | |
|----|-------------------|---------------|---------|
| 1 | Stephen F. Austin | SEC Network | W 78-62 |
| 3 | Austin Peay | SEC Network + | W 99-62 |
| 6 | Houston | SEC Network | W 84-72 |
| 10 | North Florida | SEC Network | W 91-76 |
| 17 | Texas* | ESPNU | W 77-74 |
| 20 | North Dakota St. | SEC Network | W 71-55 |
| 22 | Sam Houston St.# | | W 90-56 |
| 29 | 25Florida* | SEC Network | L 81-72 |

JANUARY (5-3)

| | | | |
|----|--------------------|-------------|---------|
| 3 | at Tennessee* | SEC Network | W 82-78 |
| 7 | at Kentucky* | ESPN | L 97-71 |
| 10 | Mississippi State* | SEC Network | L 84-78 |
| 14 | Missouri* | SEC Network | W 92-73 |
| 17 | at Texas A&M* | SEC Network | W 62-60 |
| 21 | LSU* | SEC Network | W 99-86 |
| 24 | at Vanderbilt* | SEC Network | W 71-70 |
| 28 | at Oklahoma St. % | ESPNU | L 99-71 |

FEBRUARY (6-2)

| | | | |
|----|----------------------|-------------|---------|
| 1 | Alabama* | SEC Network | W 87-68 |
| 4 | at Missouri* | SEC Network | L 83-78 |
| 7 | Vanderbilt* | SEC Network | L 72-59 |
| 11 | at LSU* | SEC Network | W 78-70 |
| 15 | at 21South Carolina* | SEC Network | W 83-76 |
| 18 | Ole Miss* | SEC Network | W 98-80 |
| 22 | Texas A&M* | SEC Network | W 86-77 |
| 25 | at Auburn* | SEC Network | W 79-68 |

MARCH (4-2)

| | | | |
|---|---------------|-------|---------|
| 1 | at 12Florida* | ESPN2 | L 78-65 |
| 4 | Georgia* | ESPN2 | W 85-67 |

SEC TOURNAMENT (NASHVILLE, TENN.)

| | | | |
|----|------------------|-------------|---------|
| 10 | No. 6 Ole Miss | SEC Network | W 73-72 |
| 11 | No. 7 Vanderbilt | ESPN | W 76-62 |
| 12 | No. 1 Kentucky | ESPN | L 82-65 |

NCAA TOURNAMENT (GREENVILLE, S.C.)

| | | | |
|----|----------------------|-----|-----------|
| 17 | No. 9 Seton Hall | TNT | W 77-71 |
| 19 | No. 1 North Carolina | TNT | 5:10 p.m. |

at Verizon Arena (North Little Rock, Ark.)

^ Lone Star Shootout (Houston, Texas)

% Big12/SEC Challenge

* SEC Game

» THE MATCHUP »

NO. 8 ARKANSAS RAZORBACKS (26-9)

Head Coach: Mike Anderson (Tulsa '82)

Record at Arkansas: 128-73 (6th Season)

Overall Record: 328-171 (15th Season)



VS

NO. 1 NORTH CAROLINA (28-7)

Head Coach: Roy Williams (UNC '72)

Record at UNC: 393-115 (14th Season)

Overall Record: 811-216 (29th Season)



» #FASTEST40 FACTS »

• Arkansas is looking to advance to the Sweet 16 for the 11th time in program history and the first time since 1996.

• The Razorbacks have 11 road/neutral wins for the first time in 22 seasons when the 1994-95 team recorded 18 such victories.

• Mike Anderson is 1-1 all-time against No. 1 seeds in the NCAA Tournament, knocking off No. 1 Kentucky as a 9 seed at UAB in 2004 to advance to the Sweet 16.

• Arkansas is 5-1 in neutral site games this season, the most such victories in the last nine years.

• The Razorbacks are shooting 76.3 percent from the free throw line, the highest in the last 55 years when Arkansas shot 77.6 percent in 1961-62.

• In the final minute of games this season, Daryl Macon is 30-of-34 (.882) from the charity stripe, including three of those against Seton Hall on Friday to help seal the 6-point victory.

• Arkansas is being outscored by six points in the first half this season and is outscoring its opponents by 209 points in the second half. The Razorbacks have only been outscored in the second half four times in 35 games.

• The Razorbacks' 26 wins is tied for the seventh most in program history.

• An 8 seed has beaten a No. 1 seed 16 different times in the NCAA Tournament, including two times in the last three seasons.

» GAMEDAY INFORMATION »

DATE: Sunday, March 19, 2017 | 5:10 p.m. CT

LOCATION: Bon Secours Wellness Arena (Greenville, S.C.)

TV: TNT

TALENT: Brian Anderson (PXP), Chris Webber (Analyst)

REPORTER: Lewis Johnson

RADIO: Razorback/IMG Sports Network

TALENT: Chuck Barrett (PXP), Matt Zimmerman (Analyst)

SERIES RECORD: North Carolina leads, 5-3

NCAA TOURNAMENT: 42-30 all-time (31st Appearance)

LAST 5 GAMES: 4-1 | LAST 10 GAMES: 8-2

WINNER: Advances to play (4) Butler or (12) MTSU

» LET'S DANCE »

• The Razorbacks hold a 42-30 all-time record in 31 NCAA Tournament appearances.

• Arkansas is 9-10 all-time in the second round of the NCAA Tournament with its last win coming in 1996.

• The Razorbacks have never beaten a No. 1 seed in the NCAA Tournament, going 0-8 all-time.

• Arkansas will play UNC for the sixth time in the NCAA Tournament, the most of any opponent in the Big Dance (2-3 record).

» BOSS HOG IN MARCH »

• A win would make Mike Anderson one of three coaches in this year's field to take three different teams to the Sweet 16.



• Anderson is making his eighth appearance in the NCAA Tournament as a head coach. He is 9-7 all-time in the Big Dance, including two Sweet 16's.

• The Boss Hog is one of five current Division I coaches with 15 years of head coaching experience and zero losing seasons.

» HOW THEY COMPARE » BY THE NUMBERS »

| | 79.7 | .461 | .365 | 36.1 | 14.1 | 4.8 | 7.7 | 73.9 | .419 | .333 | -0.3 | 1.2 |
|--|--------|------|------|--------|---------|--------|--------|-----------------|-------------|--------------|----------------|--------------|
| | POINTS | FG% | 3FG% | BOARDS | ASSISTS | BLOCKS | STEALS | SCORING DEFENSE | FG% DEFENSE | 3FG% DEFENSE | REBOUND MARGIN | AST-TO RATIO |
| | 85.4 | .472 | .366 | 43.8 | 18.2 | 3.3 | 6.9 | 70.4 | .415 | .340 | +13.1 | 1.5 |

#FASTEST40



March 8-12 • Bridgestone Arena • Nashville, Tenn.

First Round
Wednesday, March 8

Second Round
Thursday, March 9

Quarterfinals
Friday, March 10

Semifinals
Saturday, March 11

Championship
Sunday, March 12



ALL-TOURNAMENT DARYL #MACONBUCKETS

• Daryl Macon is the fifth player in the last 10 years to earn SEC All-Tournament Team honors, joining Michael Qualls (2015), Charles Thomas (2008), Darian Townes (2008) and Sonny Weems (2007).

» MACON'S SEC TOURNAMENT NUMBERS »

16.7 POINTS PER GAME
.875 FREE THROW %
.516 FIELD GOAL %





ELITE COMPANY »

• Moses Kingsley joined Arkansas great Oliver Miller as the only players in program history to reach 1,000 points, 600 rebounds and 200 blocks as a Razorback.

THE #BEASTMO NOTEBOOK »

• Became the ninth player in school history to earn All-SEC honors in consecutive seasons, including the third in the last 10 years.

• Is the first player in program history to earn multiple selections to the SEC All-Defensive team.

• Is T-15th in the country with 2.60 blocks per game this season and has recorded at least one block in 63 of his last 68 contests.

• Has multiple blocks in 25 games this season, including 10 of the last 12 contests.

• Is T-18th in the country with four games of 5+ blocks and T-8th with 17 games of 3+ blocks.

• Is the SEC's active leader with 254 career blocks, the fourth most in program history.

ALL-DEFENSIVE TEAM

1191
CAREER POINTS
25th in school history

763
CAREER BOARDS
6th in school history

254
CAREER BLOCKS
3rd in school history

135
CAREER GAMES
3rd in school history

» ALL-TIME LEADING SCORERS IN PROGRAM HISTORY »

| | | | | | |
|---------------------------------|-------|--|--------------|---|--------------|
| 1. Todd Day (1989-92) | 2,395 | 16. Ronnie Brewer (2004-06) | 1,416 | 31. Michael Qualls (2013-15) | 1,100 |
| 2. Sidney Moncrief (1976-79) | 2,066 | 17. Martin Terry (1972-73) | 1,368 | 32. Alvin Robertson (1982-84) | 1,097 |
| 3. *Lee Mayberry (1989-92) | 1,940 | 18. Darrell Walker (1981-83) | 1,325 | 33. James Eldridge (1968-70) | 1,090 |
| 4. Scott Hastings (1979-82) | 1,779 | 19. Darian Townes (2005-08) | 1,318 | 34. Tommy Boyer (1961-63) | 1,067 |
| 5. Pat Bradley (1996-99) | 1,765 | 20. Dean Tolson (1972-74) | 1,316 | 35. Mike Washington (2007-10) | 1,065 |
| 6. Joe Kleine (1983-85) | 1,753 | 21. Rotnei Clarke (2009-11) | 1,306 | 36. Eric Ferguson (2003-06) | 1,047 |
| 7. Marvin Delph (1975-78) | 1,742 | 22. Marshawn Powell (2010-13) | 1,283 | 36. Bobby Portis (2014-15) | 1,047 |
| 8. Corliss Williamson (1993-95) | 1,728 | 23. U.S. Reed (1978-81) | 1,260 | 38. Jerry Carlton (1960-62) | 1,042 |
| 9. Oliver Miller (1989-92) | 1,674 | 24. Derek Hood (1996-99) | 1,247 | 39. Dusty Hannahs (2016-Present) | 1,039 |
| 10. *Scotty Thurman (1993-95) | 1,650 | 25. Moses Kingsley (2014-Present) | 1,191 | 40. Clint McDaniel (1992-95) | 1,007 |
| 11. George Kok (1945-48) | 1,644 | 26. Mario Credit (1987-90) | 1,162 | 41. Robert McKenzie (1968-70) | 1,006 |
| 12. Jonathan Modica (2003-06) | 1,589 | 27. Charles Thomas (2005-08) | 1,149 | | |
| 13. Ron Huery (1987-88, 90-91) | 1,550 | 28. Anthlon Bell (2013-16) | 1,144 | | |
| 14. Kareem Reid (1996-99) | 1,475 | 29. Brandon Dean (1999-02) | 1,130 | | |
| 15. Ron Brewer (1976-78) | 1,440 | 30. Rashad Madden (2012-15) | 1,106 | | |

*Currently on coaching staff

NUMERICAL ROSTER »

| No. | Name | Pos. | Ht. | Wt. | Yr. | Hometown/High School/Last School |
|-----|-----------------|------|------|-----|-------|---|
| 0 | Jaylen Barford | G | 6-3 | 202 | Jr. | Jackson, Tenn. / Motlow State CC |
| 1 | Trey Thompson | F | 6-9 | 265 | Jr. | Madison, Ark. / Forrest City HS |
| 2 | Adrio Bailey | F | 6-6 | 204 | Fr. | Campti, La. / Lakeview HS |
| 3 | Dusty Hannahs | G | 6-3 | 203 | Sr. | Little Rock, Ark. / Pulaski Academy / Texas Tech |
| 4 | Daryl Macon | G | 6-3 | 185 | Jr. | Little Rock, Ark. / Parkview HS / Holmes CC |
| 5 | Arlando Cook | F | 6-8 | 215 | Jr. | St. Louis, Mo. / Madison Prep / Connors State College |
| 11 | RJ Glasper | G | 5-10 | 168 | Fr. | Forrest City, Ark. / Forrest City HS |
| 12 | Brachen Hazen | F | 6-8 | 195 | Fr. | Fort Wayne, Ind. / Columbia City HS |
| 13 | Dustin Thomas | F | 6-8 | 225 | R-Jr. | Texarkana, Texas / Pleasant Grove HS / Colorado |
| 15 | Jonathan Holmes | G | 5-10 | 190 | Fr. | Columbia, Ill./Columbia HS |
| 21 | Manuale Watkins | G | 6-3 | 222 | Sr. | Fayetteville, Ark./Fayetteville HS |
| 23 | C.J. Jones | G | 6-5 | 175 | Fr. | Birmingham, Ala. / Central Park Christian |
| 31 | Anton Beard | G | 6-0 | 198 | Jr. | N. Little Rock, Ark./North Little Rock HS |
| 33 | Moses Kingsley | F | 6-10 | 230 | Sr. | Abuja, Nigeria/Huntington Prep (W. Va.) |

COACHING STAFF »

| Title | Name | Experience | Alma Mater |
|-----------------------------|----------------|------------|----------------------|
| Head Coach | Mike Anderson | 6th Year | Tulsa, '82 |
| Associate Head Coach | Melvin Watkins | 6th Year | Charlotte, '77 |
| Assistant Coach | TJ Cleveland | 6th Year | Arkansas, '02 |
| Assistant Coach | Scotty Thurman | 1st Year | Philander-Smith, '03 |
| Director of Operations | Matt Zimmerman | 6th Year | Arkansas, '90 |
| Director of S-A Development | Jeff Daniels | 6th Year | Montevallo, '82 |
| Video Coordinator | Will Bartlett | 6th Year | Missouri, '09 |
| Special Assistant to the HC | Lee Mayberry | 3rd Year | Arkansas, '15 |
| Graduate Assistant | Kikko Haydar | 2nd Year | Arkansas, '14 |
| Graduate Assistant | Riley Hall | 2nd Year | Arkansas, '16 |
| Athletic Trainer | Dave England | 33rd Year | Arkansas, '80 |



Jaylen Barford
Jr. | G | 6-3 | 202



Trey Thompson
Jr. | F | 6-9 | 265



Adrio Bailey
Fr. | F | 6-6 | 204



Dusty Hannahs
R-Sr. | G | 6-3 | 210



Daryl Macon
Jr. | G | 6-3 | 185



Arlando Cook
Jr. | F | 6-8 | 215



RJ Glasper
Fr. | G | 5-10 | 168



Brachen Hazen
Fr. | F | 6-8 | 195



Dustin Thomas
R-Jr. | F | 6-8 | 225



Manuale Watkins
Sr. | G | 6-3 | 222



C.J. Jones
Fr. | G | 6-5 | 175



Anton Beard
Jr. | G | 6-0 | 198



Moses Kingsley
Sr. | F | 6-10 | 230



Mike Anderson
Head Coach - 6th Season

A-Z ROSTER »

| No. | Name | Yr. |
|-----|------------------|-------|
| 2 | Bailey, Adrio | Fr. |
| 0 | Barford, Jaylen | Jr. |
| 3 | Beard, Anton | Jr. |
| 5 | Cook, Arlando | Jr. |
| 11 | Glasper, RJ | Fr. |
| 3 | Hannahs, Dusty | Sr. |
| 12 | Hazen, Brachen | Fr. |
| 15 | Jonathan Holmes | Fr. |
| 23 | Jones, C.J. | Fr. |
| 33 | Kingsley, Moses | Sr. |
| 4 | Macon, Daryl | Jr. |
| 1 | Thompson, Trey | Jr. |
| 13 | Thomas, Dustin | R-Jr. |
| 21 | Watkins, Manuale | Sr. |

BY STATE »

| | | |
|--------------------------|------------------|-------|
| Alabama (1) | | |
| 23 | Jones, C.J. | Fr. |
| Arkansas (6) | | |
| 3 | Beard, Anton | Jr. |
| 11 | Glasper, RJ | Fr. |
| 4 | Macon, Daryl | Jr. |
| 3 | Hannahs, Dusty | Sr. |
| 1 | Thompson, Trey | Jr. |
| 21 | Watkins, Manuale | Sr. |
| Illinois (1) | | |
| 15 | Holmes, Jonathan | Fr. |
| Indiana (1) | | |
| 12 | Hazen, Brachen | Fr. |
| International (1) | | |
| 33 | Kingsley, Moses | Sr. |
| Louisiana (1) | | |
| 2 | Bailey, Adrio | Fr. |
| Missouri (1) | | |
| 5 | Cook, Arlando | Jr. |
| Tennessee (1) | | |
| 0 | Barford, Jaylen | Jr. |
| Texas (1) | | |
| 13 | Thomas, Dustin | R-Jr. |

BY CLASS »

| | | |
|---------------------|------------------|-------|
| FRESHMEN (5) | | |
| 2 | Bailey, Adrio | Fr. |
| 11 | Glasper, RJ | Fr. |
| 12 | Hazen, Brachen | Fr. |
| 15 | Holmes, Jonathan | Fr. |
| 23 | Jones, C.J. | Fr. |
| JUNIORS (6) | | |
| 0 | Barford, Jaylen | Jr. |
| 3 | Beard, Anton | Jr. |
| 5 | Cook, Arlando | Jr. |
| 4 | Macon, Daryl | Jr. |
| 1 | Thompson, Trey | Jr. |
| 13 | Thomas, Dustin | R-Jr. |
| SENIORS (3) | | |
| 3 | Hannahs, Dusty | Sr. |
| 33 | Kingsley, Moses | Sr. |
| 21 | Watkins, Manuale | Sr. |

THE PRONUNCIATIONS »

Adrio Bailey: A-Dree-O
Brachen Hazen: Brack-en Haiz-en
Manuale Watkins: Man-YOU-L

2017 SEC TOURNAMENT »

• Arkansas was the No. 3 seed for the fifth time since joining the SEC and advanced to the championship game three of the last four times.

• The Razorbacks are one of 10 high-major programs in the country to advance to the conference tournament championship game in two of the last three seasons.

• Mike Anderson and John Calipari are two of five current SEC coaches who have made the SEC Tournament championship game and the only two that have coached in the game at least twice.

TOURNAMENT TESTED »

• Arkansas faced seven different opponents in this year's NCAA Tournament field, posting a 4-7 record against those teams. Six of the seven losses came against top-five seeds.

FOR THE FIRST TIME SINCE... »

• Arkansas recorded 12 SEC wins for the fifth time in program history and just the second time in the last 22 years.

• Arkansas earned six SEC road wins this year, tying the 1994 championship team and the 2015 NCAA Tournament squad for the most in the SEC era.

• Arkansas has 26 wins for the second time in the last 22 years, with both times coming in the last three seasons.

DUSTY BUCKETS »

• With a 16-point effort in the semifinals of the SEC Tournament against Vanderbilt, Dusty Hannahs became the 41st Razorback in program history to eclipse 1,000 career points.

• He is the fifth player in program history to reach 1,000 points in two seasons, joining Todd Day, Scotty Thurman, Martin Terry and Bobby Portis.

ICE IN HIS VEINS »

• In the final minute of games this season, Daryl Macon is 30-of-34 (.882) from the free throw line. No other Razorback has more than six attempts in the last minute.

MAKE 'EM PAY »

• Arkansas has scored double-digit points off turnovers in 33 of 35 games this season, including 20-plus points off miscues 11 different times.

EXCEEDING EXPECTATIONS »

• After being picked to finish fifth in the SEC by the media, Arkansas finished higher than it was selected for the fourth straight season. The Razorbacks ended the regular season winning six of their final seven games to earn the No. 3 seed in the SEC Tournament.

MAKIN' THE FREEBIES »

• The Razorbacks are second in the SEC and rank 22nd in the country in free throw percentage at 76.3 percent, averaging 17.8 made free throws per game.

• Arkansas and Wofford are the only programs in the country with two players in the top 40 in the nation in free throw percentage as Dusty Hannahs is 13th at .908 and Daryl Macon is 37th at .863.

• Macon (29) and Hannahs (26) each have streaks of 25-plus made free throws this season.

• Arkansas has two of the top five free throw shooters in the SEC. Hannahs leads the conference and Macon is fifth.

RUNS AND STREAKS »

• Arkansas has recorded runs of at least 10-0 on 24 different occasions this year, including a season-high 21-0 run against Austin Peay on Dec. 3. The Razorbacks have multiple 10-0 runs in seven games this year.

• The Razorbacks have held opponents scoreless for three-plus minutes 53 times this year, including at least once in 28 of 35 games this season. Arkansas held UT Arlington scoreless for a season-best 7:11 during the second half, going on a 15-0 run.

CLOSE CALLS »

• The Razorbacks are 6-0 in their last six contests decided by one possession, the longest such streak since the 1994-95 season.

• Arkansas has won seven straight games decided by four points or less, including five of those coming away from Bud Walton Arena.

THE ROAD TO SUCCESS »

• The Razorbacks are 8-3 in their last 11 SEC road contests, the best stretch since the end of the 1993-94 and beginning of the 1994-95 seasons.

• The Razorbacks have road wins over 12 different SEC opponents in the last four years, joining Florida (13) and Kentucky (13) as the only schools to accomplish the feat.

• Arkansas has rallied from at least a 12-point deficit in five of its six SEC road wins this season.

• The last 17 Arkansas teams to win five-plus road games have advanced to the NCAA Tournament.

• Mike Anderson's 20 SEC road wins in the last five-plus seasons is six more than Arkansas had in the previous 10 years before he took over.

• Arkansas is second in the league with 15 SEC road wins during the last three seasons, trailing only Kentucky with 19.

RECORD BREAKDOWN

| | |
|----------------------------|------|
| At Home (Bud Walton Arena) | 15-3 |
| On The Road | 6-5 |
| Neutral | 4-1 |
| Neutral (Verizon Arena) | 1-0 |
| White Uniforms | 19-3 |
| Cardinal Uniforms | 7-5 |
| Anthracite Uniforms | 0-1 |

HALFTIME/LEADS/OVERTIME

| | |
|-------------------------------------|------|
| Leading at the half, home | 12-0 |
| Leading at the half, road/neutral | 4-0 |
| Tied at the half, home | 1-0 |
| Tied at the half, road/neutral | 3-0 |
| Trailing at the half, home | 2-3 |
| Trailing at the half, road/neutral | 4-6 |
| Games decided by 5 points or fewer | 6-1 |
| Games decided by 10 points or fewer | 11-3 |
| Leading with 5:00 left | 21-0 |
| Leading with 2:00 left | 24-0 |
| Overtime games | 0-0 |

OFFENSE

| | |
|-------------------------------------|------|
| Scoring less than 70 points | 1-3 |
| Scoring 70-79 points | 10-6 |
| Scoring 80-89 points | 7-0 |
| Scoring 90-99 points | 8-0 |
| Scoring 100+ points | 0-0 |
| 2 Players Or Less in Double Figures | 2-1 |
| 3 Players in Double Figures | 5-4 |
| 4 Players in Double Figures | 11-4 |
| 5 Players in Double Figures | 7-0 |
| 6 Players in Double Figures | 1-0 |
| 7 Players in Double Figures | 0-0 |
| 1 Player Scores 20 Points | 5-2 |
| 2 Players Score 20 Points | 2-0 |
| When shooting 50 percent or higher | 11-3 |
| When shooting less than 50 percent | 15-6 |

REBOUNDING/TURNOVERS

| | |
|--|------|
| When outrebounding opponent | 18-2 |
| When outrebounded | 8-6 |
| When rebounds are even | 0-1 |
| When grabbing 10+ offensive reb | 19-7 |
| When forcing 15+ turnovers | 11-3 |
| When committing less than 15 turnovers | 25-7 |
| When committing 15+ turnovers | 1-2 |

Top Scorers (Includes Ties)

| | |
|----------------|------|
| Daryl Macon | 10-3 |
| Dusty Hannahs | 9-2 |
| Moses Kingsley | 4-1 |
| Jaylen Barford | 6-3 |
| Adrio Bailey | 1-0 |
| Anton Beard | 1-0 |

Top Rebounders (Includes Ties)

| | |
|-----------------|------|
| Moses Kingsley | 19-6 |
| Dustin Thomas | 3-3 |
| Trey Thompson | 2-0 |
| Jaylen Barford | 2-0 |
| Anton Beard | 1-0 |
| Manuale Watkins | 1-2 |
| Adrio Bailey | 1-0 |
| Arlando Cook | 1-0 |
| Daryl Macon | 1-0 |

Months

| | |
|-------------|-----|
| In November | 4-1 |
| In December | 7-1 |
| In January | 5-3 |
| In February | 6-2 |
| In March | 4-2 |

» QUICK FACTS »

ABOUT ARKANSAS

| | |
|-----------------------|------------------------------|
| Location..... | Fayetteville, Ark. |
| Enrollment | 27,194 |
| Founded..... | 1871 |
| Colors | Cardinal (PMS 201) and White |
| Nickname..... | Razorbacks |
| Conference..... | Southeastern (SEC) |
| Arena (Capacity)..... | Bud Walton Arena (19,200) |

ADMINISTRATION

| | |
|---|-------------------------|
| System President | Dr. Donald R. Bobbitt |
| Chancellor | Dr. Joseph E. Steinmetz |
| Vice Chancellor and Athletic Director | Jeff Long |
| Faculty Representative | Dr. Sharon Hunt |

COMMUNICATIONS

| | |
|---|------------------------|
| Associate Communications Director | David Beall |
| Email | jdb048@uark.edu |
| Office Phone | 479-575-3114 |
| Cell Phone | 479-445-5336 |
| Twitter | @Beall_sid |
| Secondary Contact | Brent Hull |
| Email | bwh003@uark.edu |
| Office Fax | 479-575-7481 |
| Athletic Website | ArkansasRazorbacks.com |
| Bud Walton Arena Press Row | 479-575-6622 |
| Arkansas Ticket Office..... | 479-575-5151 |

HISTORY

| | |
|---|--|
| First Year | 1923-24 |
| Seasons..... | 94th |
| Overall Conference Championships . 24 (2 SEC, 22 SWC) | |
| SEC Overall Championships | 2 (1992, 1994) |
| SEC Division Championships .. | 4 (1992, 1993, 1994, 1995) |
| SEC Tournament Championships | 1 (2000) |
| NCAA Tournament Bids | 31* |
| National Championships..... | 1 (1994) |
| National Runner-Up..... | 1 (1995) |
| NCAA Final Fours..... | 6 (1941, 1945, 1978, 1990, 1994, 1995) |
| NCAA Elite Eight | 6 (1978, 1979, 1990, 1994, 1995) |
| NCAA Sweet 16 | 10 |
| NIT Record (App.) | 5-4 (3) |

* - Arkansas also received a bid in 1944 but was unable to participate due to a car accident. Total number of appearances is 30.

» THE LITTLE THINGS MATTER »

| Player | Deflections | Charges | Steals | Dunks | Blocks |
|-----------------|-------------|-----------|------------|-----------|------------|
| Adrio Bailey | 41 | 3 | 10 | 6 | 7 |
| Jaylen Barford | 128 | -- | 43 | 8 | 6 |
| Anton Beard | 118 | 5 | 38 | -- | -- |
| Arlando Cook | 72 | -- | 10 | -- | 13 |
| Dusty Hannahs | 63 | 2 | 16 | -- | 3 |
| Brachen Hazen | 2 | -- | -- | -- | -- |
| Jonathan Holmes | 2 | -- | -- | -- | -- |
| C.J. Jones | 14 | -- | 1 | 2 | 5 |
| Moses Kingsley | 207 | 4 | 22 | 15 | 87 |
| Daryl Macon | 113 | 3 | 40 | 4 | 2 |
| Trey Thompson | 118 | -- | 22 | 8 | 29 |
| Dustin Thomas | 105 | 5 | 23 | 3 | 8 |
| Manuale Watkins | 122 | 1 | 43 | -- | 1 |
| Totals | 1105 | 23 | 268 | 46 | 168 |

» HONORS AND AWARDS »

Moses Kingsley

- Second Team All-SEC
- SEC All-Defensive Team
- USBWA All-District VII Team
- SEC Community Service Team
- Allstate NABC Good Works Team Nominee
- Preseason SEC Player of the Year (Media)
- Preseason first team All-SEC (Coaches)
- Wooden Award Watch List
- Naismith Trophy Watch List
- Kareem Abdul-Jabbar Award Watch List
- Lute Olson Award Watch List
- Ranked No. 6 big man in the country by NBC Sports
- Ranked No. 21 player in the nation by NBC Sports
- Ranked No. 18 player in the nation by CBS Sports

Dusty Hannahs

- NBCSports.com second team All-SEC
- Preseason second team All-SEC (Coaches)
- Jerry West Award Watch List
- Ranked No. 97 player in the nation by CBS Sports

Jaylen Barford

- One of 15 Impact JUCO Transfers by Jon Rothstein

Daryl Macon

- SEC All-Tournament Team
- SEC Player of the Week (Feb. 20)
- One of 15 Impact JUCO Transfers by Jon Rothstein
- MVP of the Lone Star Shootout

» PROHOGS BY THE NUMBERS »

#PR HOGS

37

» Arkansas has had 37 all-time NBA Draft selections from 35 different players in program history.

16

» The Razorbacks have 16 All-Star game appearances by Joe Johnson (7), Sidney Moncrief (5) and Alvin Robertson (4).

12

» Arkansas has 12 first round NBA Draft picks in program history with Sidney Moncrief going No. 5 overall in 1979.

» PROHOGS PRODUCTION »

Arkansas has had 29 former players go on to play in the NBA, including three this season as listed below.

| Player | Team | Yrs | Draft Class |
|------------------|---------|------|-------------------|
| Joe Johnson | Jazz | 16th | 2001 - 10th (BOS) |
| Patrick Beverley | Rockets | 5th | 2009 - 42nd (LAL) |
| Bobby Portis | Bulls | 2nd | 2015 - 22nd (CHI) |

MISCELLANEOUS STATISTICS »

Double-Figure Scoring Games

| Player | 12-13 | 13-14 | 14-15 | 15-16 | 16-17 | Career |
|-----------------|-------|-------|-------|-------|-------|--------|
| Dusty Hannahs | 7 | 11 | -- | 28 | 31 | 77 |
| Moses Kingsley | -- | 2 | 2 | 30 | 25 | 59 |
| Anton Beard | -- | -- | 8 | 7 | 13 | 28 |
| Jaylen Barford | -- | -- | -- | -- | 27 | 27 |
| Daryl Macon | -- | -- | -- | -- | 26 | 26 |
| Manuale Watkins | -- | -- | 0 | 6 | 4 | 10 |
| Dustin Thomas | -- | 1 | 3 | -- | 4 | 8 |
| Trey Thompson | -- | -- | 0 | 2 | -- | 2 |
| C.J. Jones | -- | -- | -- | -- | 2 | 2 |
| Adrio Bailey | -- | -- | -- | -- | 1 | 1 |

20-Point Scoring Games

| Player | 12-13 | 13-14 | 14-15 | 15-16 | 16-17 | Career |
|----------------|-------|-------|-------|-------|-------|--------|
| Dusty Hannahs | 1 | 1 | -- | 13 | 4 | 19 |
| Moses Kingsley | -- | 0 | 0 | 8 | 2 | 10 |
| Jaylen Barford | -- | -- | -- | -- | 5 | 5 |
| Daryl Macon | -- | -- | -- | -- | 3 | 3 |

30-Point Scoring Games

| Player | 12-13 | 13-14 | 14-15 | 15-16 | 16-17 | Career |
|---------------|-------|-------|-------|-------|-------|--------|
| Dusty Hannahs | 0 | 0 | -- | 1 | -- | 1 |
| Daryl Macon | -- | -- | -- | -- | 1 | 1 |

3 + Three-Pointers in a Game

| Player | 12-13 | 13-14 | 14-15 | 15-16 | 16-17 | Career |
|-----------------|-------|-------|-------|-------|-------|--------|
| Dusty Hannahs | 6 | 4 | -- | 18 | 12 | 40 |
| Daryl Macon | -- | -- | -- | -- | 10 | 10 |
| Anton Beard | -- | -- | 2 | 1 | 2 | 5 |
| Jaylen Barford | -- | -- | -- | -- | 2 | 2 |
| Manuale Watkins | -- | -- | -- | -- | 1 | 1 |
| Dustin Thomas | -- | 1 | -- | -- | -- | 1 |
| C.J. Jones | -- | -- | -- | -- | 1 | 1 |

5 + Three-Pointers in a Game

| Player | 12-13 | 13-14 | 14-15 | 15-16 | 16-17 | Career |
|---------------|-------|-------|-------|-------|-------|--------|
| Dusty Hannahs | -- | 1 | -- | 3 | 3 | 7 |
| Daryl Macon | -- | -- | -- | -- | 1 | 1 |

Double Figure Rebounding Games

| Player | 12-13 | 13-14 | 14-15 | 15-16 | 16-17 | Career |
|----------------|-------|-------|-------|-------|-------|--------|
| Moses Kingsley | -- | 1 | 0 | 16 | 10 | 27 |
| Trey Thompson | -- | -- | -- | -- | 1 | 1 |

Double-Doubles

| Player | 12-13 | 13-14 | 14-15 | 15-16 | 16-17 | Career |
|----------------|-------|-------|-------|-------|-------|--------|
| Moses Kingsley | -- | 1 | 0 | 16 | 7 | 24 |

5 + Assist Games

| Player | 12-13 | 13-14 | 14-15 | 15-16 | 16-17 | Career |
|-----------------|-------|-------|-------|-------|-------|--------|
| Daryl Macon | -- | -- | -- | -- | 5 | 5 |
| Manuale Watkins | -- | 0 | 1 | 1 | 1 | 3 |
| Moses Kingsley | -- | 0 | 1 | 0 | 1 | 2 |
| Anton Beard | -- | -- | -- | -- | 2 | 2 |
| Trey Thompson | -- | -- | 0 | 1 | 1 | 2 |
| Jaylen Barford | -- | -- | -- | -- | 1 | 1 |

3 + Steals in a Game

| Player | 12-13 | 13-14 | 14-15 | 15-16 | 16-17 | Career |
|-----------------|-------|-------|-------|-------|-------|--------|
| Manuale Watkins | -- | 0 | 3 | 3 | 4 | 10 |
| Anton Beard | -- | -- | 4 | 1 | 2 | 7 |
| Jaylen Barford | -- | -- | -- | -- | 6 | 6 |
| Moses Kingsley | -- | 0 | 0 | 3 | 1 | 4 |
| Daryl Macon | -- | -- | -- | -- | 2 | 2 |
| Dustin Thomas | -- | -- | 1 | -- | 1 | 2 |
| Dusty Hannahs | 0 | 0 | -- | 1 | -- | 1 |
| Trey Thompson | -- | -- | -- | -- | 1 | 1 |

3 + Blocks in a Game

| Player | 12-13 | 13-14 | 14-15 | 15-16 | 16-17 | Career |
|----------------|-------|-------|-------|-------|-------|--------|
| Moses Kingsley | -- | 7 | 5 | 13 | 17 | 42 |
| Trey Thompson | -- | -- | 0 | 2 | 1 | 3 |
| C.J. Jones | -- | -- | -- | -- | 1 | 1 |
| Arlando Cook | -- | -- | -- | -- | 1 | 1 |

RAZORBACK NEWS & NOTES »

• Arkansas joins Kentucky as the only schools to finish in the top three of the SEC in two of the last three years.

• Arkansas entered the SEC Tournament having won six of its final seven regular season games for the second time in the last 11 seasons.

• During the last four years, the Razorbacks have posted a 29-13 regular season record in the months of February and March.

• Arkansas has recorded eight victories over AP Top 25 teams during the Mike Anderson era, including at least one in five of his six years (at No. 21 South Carolina - Feb. 15).

• The Razorbacks' 87 percent performance from the free throw line in the quarterfinals of the SEC Tournament against Ole Miss was the second-best in a one-point victory in the last 30 years (via @HogStats).

• Arkansas is 13-7 in its last 20 games away from Bud Walton Arena, including a 5-1 mark in neutral site games this season.

• Arkansas rallied from at least a 12-point deficit in five of its six SEC road wins this season.

• Arkansas leads the SEC and is T-34th in the country with seven games of 20-plus assists this season. The Razorbacks are 39-3 in the Mike Anderson era when dishing out 20-plus assists.

• Arkansas is the only SEC team to win five straight conference games in three of the last four years, and the Razorbacks have done so twice this season. The last Razorback squad to have multiple five-game SEC winning streaks was the 1994 National Title team.

THE ART OF ORGANIZED CHAOS »

• During the Mike Anderson era over the last five-plus years, Arkansas is tied for sixth in the country and ranks second among high major programs in forcing the opponent to 25-plus turnovers in a game. It's happened nine times and the Razorbacks are 9-0 in those contests. During the same span, Arkansas is 27-2 when forcing 20 turnovers in a game, including 1-0 this season.

THE NORTH CAROLINA SERIES

• Arkansas has faced the Tar Heels in the NCAA Tournament more than any other opponent in school history, holding a 2-3 record in the Big Dance against UNC.

• The Razorbacks have matched up with North Carolina in the second round for the third straight NCAA Tournament appearance.

• North Carolina and Arkansas square off for the ninth time in history, all neutral site games, with the Tar Heels holding a 5-3 advantage over the Hogs.

THE 8 MEETINGS

| Date | Rank | Opponent | Result | Location |
|------------|------|--------------------|-----------|-----------------------|
| 03/21/2015 | #21 | #15 North Carolina | L, 87-78 | Jacksonville, Fla. |
| 03/23/2008 | -- | #1 North Carolina | L, 108-77 | Raleigh, N.C. |
| 04/01/1995 | #6 | #4 North Carolina | W, 75-68 | Seattle, Wa. |
| 03/26/1993 | #14 | #4 North Carolina | L, 80-74 | East Rutherford, N.J. |
| 03/22/1990 | #7 | North Carolina | W, 96-73 | Dallas, Texas |
| 02/12/1984 | -- | #1 North Carolina | W, 65-64 | Pine Bluff, Ark. |
| 11/30/1980 | #20 | #13 North Carolina | L, 64-58 | Anchorage, Ark. |
| 01/14/1979 | #10 | #3 North Carolina | L, 63-57 | Greensboro, N.C. |

» BY THE NUMBERS »

5

» Five current Razorbacks have received SEC All-Academic honors during their career.

13

» Arkansas has had 13 current and former players graduate since May 2014, averaging four graduates per academic year.

3.0

» Over the last calendar year, the Razorbacks have had a cumulative grade point average of 3.097.

PLAY HARD ACT RIGHT

• Senior Dusty Hannahs completed his undergrad in December and graduated from the Walton College of Business with a degree in Supply Chain Management.

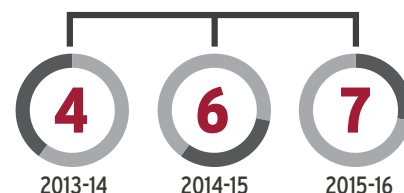
• Moses Kingsley and Manuale Watkins are slated to graduate on time this spring.

• Trey Thompson is set to graduate a year early this summer and start graduate school next fall during his senior year.

• Eleven of the 14 players had a 3.0 or higher GPA during the summer term.

17

SEC Academic Honor Roll Players over the last three seasons



» THE NATIONAL POLLS »

Associated Press Poll - (March 13)

| RK | TEAM | RECORD | POINTS |
|----|-----------------|-------------|--------------|
| 1 | Villanova (59) | 31-3 | 1,619 |
| 2 | Gonzaga (6) | 32-1 | 1,520 |
| 3 | Kansas | 28-4 | 1,479 |
| 4 | Arizona | 30-4 | 1,427 |
| 5 | Kentucky | 29-5 | 1,276 |
| 6 | North Carolina | 27-7 | 1,256 |
| 7 | Duke | 27-8 | 1,251 |
| 8 | UCLA | 29-4 | 1,208 |
| 9 | Oregon | 29-5 | 1,196 |
| 10 | Louisville | 24-8 | 983 |
| 11 | SMU | 30-4 | 953 |
| 12 | Baylor | 25-7 | 861 |
| 13 | West Virginia | 26-8 | 844 |
| 14 | Notre Dame | 25-9 | 684 |
| 15 | Purdue | 25-7 | 654 |
| 16 | Florida State | 25-8 | 570 |
| 17 | Iowa State | 23-10 | 562 |
| 18 | Cincinnati | 29-5 | 522 |
| 19 | Wichita State | 30-4 | 438 |
| 20 | Florida | 24-8 | 390 |
| 21 | Butler | 23-8 | 361 |
| 22 | Saint Mary's | 28-4 | 305 |
| 23 | Michigan | 24-11 | 254 |
| 24 | Virginia | 22-10 | 240 |
| 25 | Wisconsin | 25-9 | 153 |

Others receiving votes: Middle Tennessee 37, **Minnesota 20**, Rhode Island 13, Creighton 11, **Oklahoma State 8**, Iowa 8, Nevada 5, Princeton 5, Vermont 4, Virginia Tech 3, **Seton Hall 2**, VCU 1, **Arkansas 1**, Northwestern 1

USA Today Coaches Poll (March 13)

| RK | TEAM | RECORD | POINTS |
|----|------------------|-------------|------------|
| 1 | Villanova (27) | 31-3 | 747 |
| 2 | Gonzaga (1) | 32-1 | 691 |
| 3 | Kansas (2) | 28-4 | 687 |
| 4 | Arizona | 30-4 | 655 |
| 5 | Kentucky | 29-5 | 586 |
| 6 | UCLA | 29-4 | 575 |
| 7 | Duke | 27-8 | 567 |
| 8 | North Carolina | 27-7 | 564 |
| 9 | Oregon | 29-5 | 538 |
| 10 | Louisville | 24-8 | 459 |
| 11 | Baylor | 25-7 | 400 |
| 12 | West Virginia | 26-8 | 390 |
| 13 | SMU | 30-4 | 362 |
| 14 | Notre Dame | 25-9 | 356 |
| 15 | Purdue | 25-7 | 297 |
| 16 | Cincinnati | 29-5 | 282 |
| 17 | Florida | 24-8 | 245 |
| 18 | Florida State | 25-8 | 219 |
| 19 | Wichita State | 30-4 | 198 |
| 20 | Iowa State | 23-10 | 185 |
| 21 | Saint Mary's | 28-4 | 166 |
| 22 | Wisconsin | 25-9 | 159 |
| 23 | Virginia | 22-10 | 116 |
| 24 | Butler | 23-8 | 104 |
| 25 | Middle Tennessee | 30-4 | 59 |

Others receiving votes: Michigan 56, **Minnesota 14**, Northwestern 13, Vermont 12, Creighton 11, **Oklahoma State 9**, Xavier 9, UNC Wilmington 5, Maryland 4, California 4, USC 3, Dayton 1, **South Carolina 1**, **Arkansas 1**

» WEEK-BY-WEEK RANKINGS »

| WEEK | AP | COACHES | NCAA RPI |
|-----------|----|---------|----------|
| Preseason | NR | RV | -- |
| Nov. 14 | NR | RV | -- |
| Nov. 21 | NR | RV | -- |
| Nov. 28 | NR | RV | -- |
| Dec. 5 | NR | RV | 19 |
| Dec. 12 | NR | RV | 29 |
| Dec. 19 | NR | RV | 26 |
| Dec. 26 | RV | RV | 19 |
| Jan. 2 | NR | NR | 41 |
| Jan. 9 | NR | NR | 26 |
| Jan. 16 | NR | NR | 41 |
| Jan. 23 | NR | NR | 33 |
| Jan. 30 | NR | NR | 29 |
| Feb. 6 | NR | NR | 36 |
| Feb. 13 | NR | NR | 43 |
| Feb. 20 | NR | NR | 34 |
| Feb. 27 | RV | RV | 31 |
| March 6 | RV | RV | 29 |
| March 13 | RV | RV | 28 |
| Final | | | |

The Last time Arkansas was ranked in the AP...

| | | |
|---------|--------|------------------------|
| Top 25: | No. 21 | March 16, 2015 |
| Top 15: | No. 15 | Nov. 14, 2000 |
| Top 10: | No. 6 | 1994-95 Final Poll |
| Top 5: | No. 5 | March 7, 1995 |
| No. 1: | No. 1 | 1994-95 Preseason Poll |

DANIEL GAFFORD

El Dorado, Arkansas • El Dorado High School

| | |
|---------------|------|
| ESPN.com | ★★★★ |
| 247Sports.com | ★★★★ |
| Rivals.com | ★★★★ |
| Scout.com | ★★★★ |
| Future150.com | ★★★★ |



- Ranked as the No. 1 player in the state of Arkansas and the No. 11 power forward in the 2017 class by 247Sports.com.

- Is a consensus top 50 player and as high as No. 30 in the class by Rivals.com.

- Averaged a double-double with 17.4 points, 15.9 rebounds and 7.8 blocks per game as a senior.

- Invited to the Nike Academy in Los Angeles in July.

- Participated in the Nike Elite 100 Camp and the Nike Peach Invite with Arkansas Team Portis Wings.

KHALIL GARLAND

Little Rock, Arkansas • Parkview High School

| | |
|---------------|------|
| ESPN.com | ★★★★ |
| 247Sports.com | ★★★★ |
| Rivals.com | ★★★★ |
| Scout.com | ★★★★ |
| Future150.com | ★★★★ |



- Ranked as the No. 2 player in the state of Arkansas, the No. 12 guard in the 2017 class and No. 54 overall by ESPN.

- Averaged 13.0 points, 3.7 rebounds, 2.1 assists and 1.6 steals a game during his senior season.

- Named the 2016 State Tournament MVP after leading the Patriots to the 2016 Arkansas 6A State Championship behind a 20-point performance in the title game.

- Earned All-State and All-Tournament honors during his junior campaign.

DARIOUSHALL

Little Rock, Arkansas • Mills Univ. Studies HS

| | |
|---------------|------|
| ESPN.com | ★★★★ |
| 247Sports.com | ★★★★ |
| Rivals.com | ★★★★ |
| Scout.com | ★★★★ |
| Future150.com | ★★★★ |



- Ranked as the No. 4 player in the state of Arkansas and the No. 50 power forward in the 2017 class by 247Sports.com.

- Averaged 14.8 points, 8.0 rebounds, 2.0 assists and 1.8 steals per game as a senior.

- Is a two-time All-State and All-Conference selection at Mills University Studies High School.

- Captured 2017 5A State Title over Khalil Garland's Parkview Patriots.



» A LOOK AT THE FUTURE »

"These three individuals will come in and make the **STATE** of Arkansas **PROUD**." - Mike Anderson

The 2017 All-Arkansas early signees are a unanimous **TOP 25 CLASS** and as high as No. 14 in the country by ESPN.com

"It is **AWESOME** when we can have players in our state come in and **IMPACT** our program." - Mike Anderson

MIKE ANDERSON



CAREER NUMBERS

At Arkansas: 128-73 (6th Year)

2016-17 » 26-9 (NCAA)
2015-16 » 16-16
2014-15 » 27-9 (NCAA, Third Round)
2013-14 » 22-12 (NIT, Second Round)
2012-13 » 19-13
2011-12 » 18-14

At Missouri: 111-57 (5 Years)

2010-11 » 23-11 (NCAA Second Round)
2009-10 » 23-11 (NCAA Second Round)
2008-09 » 31-7 (NCAA Elite Eight)
2007-08 » 16-16
2006-07 » 18-12

At Alabama-Birmingham (UAB): 89-41 (4 Years)

2005-06 » 24-7 (NCAA First Round)
2004-05 » 22-11 (NCAA Second Round)
2003-04 » 22-10 (NCAA Sweet 16, C-USA Co-Champs)
2002-03 » 21-13 (NIT Quarterfinals)

Overall Record **328-171 (15th Year)**

IT'S A NUMBERS GAME

Postseason Tournaments

1 2 3 4 5 6 7 8 9 10

20-Win Seasons

1 2 3 4 5 6 7 8 9 10

NCAA Tournaments

1 2 3 4 5 6 7 8

30-Win Seasons

1

Losing Seasons

0

PERSONAL INFO

Born: Dec. 12, 1959

Hometown: Birmingham, Ala.

Alma Mater: Tulsa (1982)

Wife: Marcheita

Children: Darcheita, Michael Jr., Yvonne

Date Named Head Coach at Arkansas: March 23, 2011

HEAD COACH
6TH SEASON AT ARKANSAS
15TH SEASON OVERALL

The Razorback Nation welcomed home one of its own on March 23, 2011, when Mike Anderson was named the 12th head men's basketball coach in Arkansas history. Charged with bringing back the winning tradition that was synonymous with the Razorback program throughout the '80s and '90s, Anderson is in the midst of his sixth season at Arkansas and 15th year as a head coach in 2016-17.

Coming off a 16-16 season a year ago, Anderson was tasked with meshing seven new players into the roster, including three of the top five JUCO transfers in the nation. After being selected to finish fifth in the SEC by the media, Anderson led the Hogs to a top-three finish for the second time in three years to finish higher than it was selected for the fourth straight season. Earning its second NCAA Tournament bid in a three-year span for the first time in nine years, Arkansas has picked up 25 wins for the second time in 22 seasons. The Razorbacks became one of four teams to post a .500 or better record in conference play each of the last five years.

A longtime assistant and associate head coach at Arkansas, Anderson spent a combined nine years as a head coach at the University of Alabama-Birmingham and the University of Missouri before returning to the Razorbacks.

One of just five current Division I head coaches with 15-plus years of experience and no losing seasons, Anderson's 15 years at the helm of a program have resulted in a 327-171 record, 10 20-win campaigns, eight NCAA Tournament appearances, two Sweet Sixteen berths and a run to the 2009 Elite Eight.

During his first five seasons at Arkansas, Anderson produced a 102-64 record and was the first head coach in program history to win 18 or more games in each of his first four years. Anderson has also re-established Bud Walton Arena as one of the toughest places to play and brought excitement back to the tradition-rich program. Since Mike Anderson's return to Fayetteville, the Razorbacks are tied for the fourth-most home victories in the country with 95 and is one of four teams in the country with 95-plus wins and 15 or fewer losses at home over the last six seasons. The Razorbacks hold a 95-15 (.864) at Bud Walton Arena under Anderson and are 55-1 (.982) against unranked non-conference opponents.

CONSISTENCY

Head coach Mike Anderson is one of just five current Division I coaches with 15-plus years of head coaching experience and no losing seasons. Anderson and Thad Matta are the only coaches to accomplish the feat during stops at three different institutions.

| Coach | Schools | Yrs |
|----------------------|------------------------------|------------|
| Roy Williams | Kansas/UNC | 27 |
| Tom Izzo | Michigan State | 20 |
| Mark Few | Gonzaga | 16 |
| Mike Anderson | UAB/Missouri/Arkansas | 15 |
| Thad Matta | Butler/Xavier/Ohio State | 15 |

» ARKANSAS GAME HIGHS »

| | | |
|-----------------------|--------------|---------------------------------|
| POINTS | 99 | LSU (01/21/17) |
| | 99 | AUSTIN PEAY (12/03/16) |
| FIELD GOALS MADE | 40 | AUSTIN PEAY (12/03/16) |
| | 35 | FORT WAYNE (11/11/16) |
| FIELD GOAL ATTEMPTS | 77 | AUSTIN PEAY (12/03/16) |
| | 67 | vs Vanderbilt (03/11/17) |
| | 67 | MOUNT ST. MARY'S (11/28/16) |
| FIELD GOAL PERCENTAGE | .559 (33-59) | MISSOURI (01/14/17) |
| | .557 (34-61) | GEORGIA (03/04/17) |
| 3 PT FIELD GOALS MADE | 13 | SOUTHERN ILLINOIS (11/14/16) |
| | 12 | OLE MISS (02/18/17) |
| 3 PT FG ATTEMPTS | 29 | OLE MISS (02/18/17) |
| | 26 | at LSU (02/11/17) |
| 3 PT FG PERCENTAGE | .565 (13-23) | SOUTHERN ILLINOIS (11/14/16) |
| | .500 (8-16) | LSU (01/21/17) |
| | .500 (7-14) | at South Carolina (02/15/17) |
| FREE THROWS MADE | 29 | vs Texas (12/17/16) |
| | 27 | vs Sam Houston State (12/22/16) |
| FREE THROW ATTEMPTS | 40 | vs Sam Houston State (12/22/16) |
| | 35 | LSU (01/21/17) |
| FREE THROW PERCENTAGE | .935 (29-31) | vs Texas (12/17/16) |
| | .909 (10-11) | AUSTIN PEAY (12/03/16) |
| REBOUNDS | 49 | vs Sam Houston State (12/22/16) |
| | 47 | AUSTIN PEAY (12/03/16) |
| ASSISTS | 28 | AUSTIN PEAY (12/03/16) |
| | 23 | SOUTHERN ILLINOIS (11/14/16) |
| STEALS | 13 | NORTH FLORIDA (12/10/16) |
| BLOCKED SHOTS | 11 | AUSTIN PEAY (12/03/16) |
| | 9 | vs Sam Houston State (12/22/16) |
| | 9 | FORT WAYNE (11/11/16) |
| TURNOVERS | 21 | at Minnesota (11/22/16) |
| | 17 | at Missouri (02/04/17) |
| FOULS | 31 | at Kentucky (01/07/17) |
| | 29 | FORT WAYNE (11/11/16) |

» ARKANSAS GAME LOWS »

| | | |
|-----------------------|--------------|------------------------------|
| POINTS | 59 | VANDERBILT (02/07/17) |
| | 62 | at Texas A&M (01/17/17) |
| FIELD GOALS MADE | 21 | UT ARLINGTON (11/18/16) |
| | 21 | at Texas A&M (01/17/17) |
| | 21 | at Florida (03/01/17) |
| FIELD GOAL ATTEMPTS | 51 | at Missouri (02/04/17) |
| | 52 | at Texas A&M (01/17/17) |
| FIELD GOAL PERCENTAGE | .355 (22-62) | vs Texas (12/17/16) |
| | .356 (21-59) | at Florida (03/01/17) |
| 3 PT FIELD GOALS MADE | 1 | at Minnesota (11/22/16) |
| | 3 | STEPHEN F. AUSTIN (12/01/16) |
| | 3 | vs Seton Hall (03/17/17) |
| 3 PT FG ATTEMPTS | 7 | vs Seton Hall (03/17/17) |
| | 8 | at Minnesota (11/22/16) |
| 3 PT FG PERCENTAGE | .125 (1-8) | at Minnesota (11/22/16) |
| | .211 (4-19) | GEORGIA (03/04/17) |
| FREE THROWS MADE | 5 | VANDERBILT (02/07/17) |
| | 7 | vs Vanderbilt (03/11/17) |
| FREE THROW ATTEMPTS | 8 | VANDERBILT (02/07/17) |
| | 9 | vs Vanderbilt (03/11/17) |
| FREE THROW PERCENTAGE | .619 (13-21) | at Texas A&M (01/17/17) |
| | .621 (18-29) | ALABAMA (02/01/17) |
| REBOUNDS | 26 | VANDERBILT (02/07/17) |
| | 26 | vs Kentucky (03/12/17) |
| ASSISTS | 6 | at Vanderbilt (01/24/17) |
| | 7 | at Oklahoma State (01/28/17) |
| | 7 | at Florida (03/01/17) |
| STEALS | 3 | at Kentucky (01/07/17) |
| | 3 | LSU (01/21/17) |
| BLOCKED SHOTS | 0 | MISSISSIPPI STATE (01/10/17) |
| TURNOVERS | 6 | VANDERBILT (02/07/17) |
| | 7 | MOUNT ST. MARY'S (11/28/16) |
| FOULS | 13 | TEXAS A&M (02/22/17) |
| | 14 | VANDERBILT (02/07/17) |

» ARKANSAS INDIVIDUAL GAME HIGHS »

| | | |
|--------------------------|---------------|---|
| Points | 30 | Macon, Daryl vs Ole Miss (02/18/17) |
| | 24 | Hannahs, Dusty vs Vanderbilt (02/07/17) |
| | 24 | Kingsley, Moses vs LSU (01/21/17) |
| | 23 | Kingsley, Moses vs Seton Hall (03/17/17) |
| | 23 | Barford, Jaylen at South Carolina (02/15/17) |
| | 23 | Barford, Jaylen at Missouri (02/04/17) |
| | 23 | Macon, Daryl vs Texas (12/17/16) |
| | 23 | Hannahs, Dusty vs Fort Wayne (11/11/16) |
| Field Goals Made | 10 | Kingsley, Moses vs Seton Hall (03/17/17) |
| | 10 | Macon, Daryl vs Ole Miss (02/18/17) |
| | 10 | Hannahs, Dusty vs Vanderbilt (02/07/17) |
| | 10 | Kingsley, Moses vs LSU (01/21/17) |
| Field Goal Att. | 19 | Hannahs, Dusty vs Vanderbilt (02/07/17) |
| | 18 | Barford, Jaylen at Florida (03/01/17) |
| | 18 | Kingsley, Moses vs LSU (01/21/17) |
| FG Pct (min 5 made) | .875 (7-8) | Bailey, Adrio vs Austin Peay (12/03/16) |
| | .857 (6-7) | Thomas, Dustin vs Mount St. Mary's (11/28/16) |
| 3-Point FG Made | 6 | Macon, Daryl vs Ole Miss (02/18/17) |
| | 5 | Hannahs, Dusty at LSU (02/11/17) |
| | 5 | Hannahs, Dusty vs Alabama (02/01/17) |
| | 5 | Hannahs, Dusty vs Southern Illinois (11/14/16) |
| 3-Point FG Att. | 10 | Hannahs, Dusty at LSU (02/11/17) |
| | 9 | Macon, Daryl vs Ole Miss (02/18/17) |
| 3-Pt FG Pct (min 2 made) | 1.000 (3-3) | Watkins, Manuale at Texas A&M (01/17/17) |
| | 1.000 (2-2) | Macon, Daryl at Florida (03/01/17) |
| | 1.000 (2-2) | Beard, Anton vs LSU (01/21/17) |
| | 1.000 (2-2) | Jones, CJ vs Missouri (01/14/17) |
| | 1.000 (2-2) | Barford, Jaylen at Tennessee (01/03/17) |
| | 1.000 (2-2) | Jones, CJ vs Stephen F. Austin (12/01/16) |
| Free Throws Made | 14 | Macon, Daryl vs Texas (12/17/16) |
| | 12 | Macon, Daryl at Tennessee (01/03/17) |
| Free Throw Att. | 14 | Macon, Daryl vs Texas (12/17/16) |
| | 13 | Macon, Daryl at Tennessee (01/03/17) |
| FT Pct (min 6 made) | 1.000 (14-14) | Macon, Daryl vs Texas (12/17/16) |
| | 1.000 (8-8) | Kingsley, Moses vs Ole Miss (02/18/17) |
| | 1.000 (7-7) | Macon, Daryl at Vanderbilt (01/24/17) |
| | 1.000 (7-7) | Kingsley, Moses vs Southern Illinois (11/14/16) |
| | 1.000 (6-6) | Hannahs, Dusty vs Seton Hall (03/17/17) |
| | 1.000 (6-6) | Macon, Daryl at South Carolina (02/15/17) |
| | 1.000 (6-6) | Beard, Anton at LSU (02/11/17) |
| | 1.000 (6-6) | Hannahs, Dusty vs LSU (01/21/17) |
| Rebounds | 14 | Kingsley, Moses vs Florida (12/29/16) |
| | 13 | Kingsley, Moses vs Vanderbilt (03/11/17) |
| | 13 | Kingsley, Moses vs Ole Miss (02/18/17) |
| | 13 | Kingsley, Moses vs Mount St. Mary's (11/28/16) |
| Assists | 7 | Beard, Anton vs LSU (01/21/17) |
| | 6 | Thompson, Trey vs Texas A&M (02/22/17) |
| | 6 | Barford, Jaylen vs Vanderbilt (02/07/17) |
| | 6 | Macon, Daryl vs Missouri (01/14/17) |
| | 6 | Beard, Anton vs Southern Illinois (11/14/16) |
| Steals | 4 | Barford, Jaylen vs Seton Hall (03/17/17) |
| | 4 | Beard, Anton vs Vanderbilt (03/11/17) |
| | 4 | Barford, Jaylen at Florida (03/01/17) |
| | 4 | Beard, Anton vs Stephen F. Austin (12/01/16) |
| | 4 | Macon, Daryl vs Fort Wayne (11/11/16) |
| Blocked Shots | 7 | Kingsley, Moses vs Fort Wayne (11/11/16) |
| | 5 | Kingsley, Moses at LSU (02/11/17) |
| | 5 | Kingsley, Moses vs Texas (12/17/16) |
| | 5 | Kingsley, Moses vs Southern Illinois (11/14/16) |
| Turnovers | 6 | Barford, Jaylen at South Carolina (02/15/17) |
| | 6 | Barford, Jaylen vs UT Arlington (11/18/16) |
| Fouls | 5 | Thomas, Dustin at South Carolina (02/15/17) |
| | 5 | Beard, Anton at Missouri (02/04/17) |
| | 5 | Macon, Daryl at Missouri (02/04/17) |
| | 5 | Thomas, Dustin vs Alabama (02/01/17) |
| | 5 | Cook, Arlando vs LSU (01/21/17) |
| | 5 | Beard, Anton vs Missouri (01/14/17) |
| | 5 | Kingsley, Moses vs Mississippi State (01/10/17) |
| | 5 | Thomas, Dustin at Tennessee (01/03/17) |
| | 5 | Kingsley, Moses at Minnesota (11/22/16) |
| | 5 | Thomas, Dustin vs Fort Wayne (11/11/16) |
| Minutes | 35 | Hannahs, Dusty vs Vanderbilt (02/07/17) |
| | 35 | Barford, Jaylen vs LSU (01/21/17) |
| | 34 | Hannahs, Dusty at South Carolina (02/15/17) |
| | 34 | Kingsley, Moses vs Vanderbilt (02/07/17) |
| | 34 | Beard, Anton vs LSU (01/21/17) |

» THE LAST TIME ARKANSAS »

POINTS »

- Scored 100+ : 12/01/2015 - 117 vs. Northwestern St.
- Scored 100+ in an SEC game: 2/10/2015 - 101 vs. Auburn
- Scored fewer than 50: 2/09/2016 - 46 at Mississippi State

OVERTIME GAMES »

- Played in an OT game: 1/30/2016 vs. Texas Tech, W, 75-68 (OT)
- Played in a 2OT game: 1/16/2013 vs. Auburn, W, 88-80 (2 OT)
- Played in a 3OT game: 2/09/1980 vs. Houston, L, 90-84 (3 OT)

VERSUS TOP-25 OPPONENTS »

- Beat an AP Top 25-ranked opponent: 02/15/2017 at No. 21 South Carolina, W, 83-76
- Beat an AP Top 10 team: 1/27/2016 vs. No. 5 Texas A&M, W, 74-71
- Beat an AP Top 5 team: 1/27/2016 vs. No. 5 Texas A&M, W, 74-71

VERSUS TOP-25 OPPONENTS ON THE ROAD »

- Beat an AP Top 25 team on road: 02/15/2017 at No. 21 South Carolina, W, 83-76
- Beat an AP Top 5 team on road: 2/09/1994 at No. 4 Kentucky, W, 90-82

DOUBLE-DOUBLES »

- Two players in same game: vs. Auburn (2/17/2016)
 - Moses Kingsley (20 pts, 10 rebs) and Jabril Durham (12 pts, 10 asts)

3-POINT SHOOTING »

- 10+ 3FGM in a game: 2/18/2017 - 12 vs. Ole Miss
- 15+ 3FGM in a game: 1/09/2016 - 16 vs. Mississippi State

AT THE CHARITY STRIPE »

- Attempted 30+ FT in a game: 1/21/2017 - 35 vs. LSU
- 20+ FTM in a game: 3/10/2017 - 20 (of 23) vs. Ole Miss
- 25+ FTM in a game: 1/21/2017 - 25 (of 35) vs. LSU

» THE LAST TIME AN ARKANSAS PLAYER »

POINTS »

- Scored 30-39 points in a game: 02/18/2017 - 30 by Daryl Macon vs. Ole Miss
- Scored 40-49 points in a game: 01/11/1992 - 43 by Todd Day vs. LSU
- Scored 50+ points in a game: 11/13/2009 - 51 by Rotnei Clarke vs. Alcorn St.

DOUBLE-DOUBLES »

- Points/Rebounds: 3/11/2017 - 12 pts and 13 rebs by Moses Kingsley vs. Vanderbilt
- Points/Assists: 2/17/2016 - 12 pts and 10 asts by Jabril Durham vs. Auburn

REBOUNDS »

- Had 15+ rebounds in a game: 03/07/2015 - 15 by Bobby Portis vs. LSU
- Had 20+ rebounds in a game: 11/21/1997 - 23 by Nick Davis vs. Jackson St.

THREE-POINT SHOOTING »

- 5+ 3FGM in a game: 2/18/2017 - 6 (9 att) by Daryl Macon vs. Ole Miss

AT THE CHARITY STRIPE »

- 10+ FTA in a game: 3/10/2017 - 10 by Daryl Macon vs. Ole Miss
- 10+ FTM in a game: 2/1/2017 - 11 (12 att) by Moses Kingsley vs. Alabama

ASSISTS »

- 5+ assists in a game: 2/22/2017 - 6 by Trey Thompson vs. Texas A&M
- Consecutive 5+ assists games: 03/05/2016 vs. South Carolina (11) and 03/10/2016 (6) vs. Florida by Jabril Durham
- 10+ assists in a game: 03/05/2016 - 11 by Jabril Durham vs. South Carolina
- Consecutive 10+ assists games: 01/16/2010 vs. Alabama (10) and 01/21/2010 vs. Florida (11) by Courtney Fortson

BLOCKS »

- Had 3+ blocks in a game: 3/17/2017 - 4 by Moses Kingsley vs. Seton Hall
- Had 5+ blocks in a game: 2/11/2017 - 5 by Moses Kingsley at LSU

STEALS »

- Had 5+ steals in a game: 01/09/2016 - 6 by Jabril Durham vs. Mississippi State
- Had consecutive 5+ steal games: 01/01/2006 vs. Western Ill. (5) and 01/07/2006 vs. Miss. St. (5) by Ronnie Brewer

STARTING LINEUPS »

| Date | Opponent | G | G | G | F | F | Outcome |
|----------|--------------------|---------|---------|---------|--------|----------|----------|
| Nov. 11 | Fort Wayne | Barford | Macon | Hannahs | Thomas | Kingsley | W, 92-83 |
| Nov. 14 | Southern Illinois | Barford | Macon | Hannahs | Thomas | Kingsley | W, 90-65 |
| Nov. 18 | UT Arlington | Barford | Macon | Hannahs | Thomas | Kingsley | W, 71-67 |
| Nov. 22 | at Minnesota | Barford | Macon | Hannahs | Thomas | Kingsley | L, 85-71 |
| Nov. 28 | Mount Saint Mary's | Beard | Watkins | Hannahs | Thomas | Kingsley | W, 89-76 |
| Dec. 1 | Stephen F. Austin | Beard | Watkins | Hannahs | Thomas | Kingsley | W, 78-62 |
| Dec. 3 | Austin Peay | Barford | Macon | Watkins | Thomas | Kingsley | W, 99-62 |
| Dec. 6 | Houston | Barford | Macon | Watkins | Thomas | Kingsley | W, 84-72 |
| Dec. 10 | North Florida | Barford | Macon | Watkins | Thomas | Kingsley | W, 91-76 |
| Dec. 17 | Texas^ | Barford | Macon | Watkins | Thomas | Kingsley | W, 77-74 |
| Dec. 20 | North Dakota State | Barford | Macon | Watkins | Thomas | Kingsley | W, 71-55 |
| Dec. 22 | Sam Houston State# | Hannahs | Macon | Watkins | Thomas | Kingsley | W, 90-56 |
| Dec. 29 | Florida* | Hannahs | Macon | Watkins | Thomas | Kingsley | L, 81-72 |
| Jan. 3 | at Tennessee* | Hannahs | Macon | Watkins | Cook | Kingsley | W, 82-78 |
| Jan. 7 | at Kentucky* | Hannahs | Macon | Watkins | Cook | Kingsley | L, 97-71 |
| Jan. 10 | Mississippi State* | Barford | Macon | Watkins | Cook | Kingsley | L, 84-78 |
| Jan. 14 | Missouri* | Barford | Macon | Beard | Thomas | Kingsley | W, 92-73 |
| Jan. 17 | at Texas A&M* | Barford | Macon | Beard | Thomas | Kingsley | W, 62-60 |
| Jan. 21 | LSU* | Barford | Macon | Beard | Cook | Kingsley | W, 99-86 |
| Jan. 24 | at Vanderbilt* | Barford | Macon | Beard | Cook | Kingsley | W, 71-70 |
| Jan. 28 | at Oklahoma State% | Barford | Macon | Beard | Cook | Kingsley | L, 99-71 |
| Feb. 1 | Alabama* | Barford | Macon | Beard | Cook | Kingsley | W, 87-68 |
| Feb. 4 | at Missouri* | Barford | Macon | Beard | Thomas | Kingsley | L, 83-78 |
| Feb. 7 | Vanderbilt* | Barford | Hannahs | Beard | Thomas | Kingsley | L, 72-59 |
| Feb. 11 | at LSU* | Barford | Hannahs | Beard | Bailey | Kingsley | W, 78-70 |
| Feb. 15 | at South Carolina* | Barford | Hannahs | Watkins | Bailey | Kingsley | W, 83-76 |
| Feb. 18 | Ole Miss* | Barford | Hannahs | Watkins | Thomas | Kingsley | W, 98-80 |
| Feb. 22 | Texas A&M* | Barford | Hannahs | Watkins | Thomas | Kingsley | W, 86-77 |
| Feb. 25 | at Auburn* | Barford | Hannahs | Watkins | Thomas | Kingsley | W, 79-68 |
| March 1 | at Florida* | Barford | Hannahs | Watkins | Thomas | Kingsley | L, 78-65 |
| March 4 | Georgia* | Barford | Hannahs | Watkins | Thomas | Kingsley | W, 85-67 |
| March 10 | Ole Miss& | Barford | Hannahs | Watkins | Thomas | Kingsley | W, 73-72 |
| March 11 | Vanderbilt& | Barford | Hannahs | Watkins | Thomas | Kingsley | W, 76-62 |
| March 12 | Kentucky& | Barford | Hannahs | Watkins | Thomas | Kingsley | L, 82-65 |
| March 17 | Seton Hall\$ | Barford | Hannahs | Watkins | Thomas | Kingsley | W, 77-71 |

at Verizon Arena (North Little Rock, Ark.)

^ Lone Star Shootout (Houston, Texas)

% Big12/SEC Challenge

* SEC Game

& SEC Tournament

\$ NCAA Tournament

| Date | Opponent | Largest Lead | Largest Deficit | Time Led | Time Trailed | Time Tied | Outcome |
|----------|--------------------|------------------|------------------|----------|--------------|-----------|----------|
| Nov. 11 | Fort Wayne | 15 (2nd - 2:42) | 6 (1st - 8:06) | 31:22 | 7:16 | 0:52 | W, 92-83 |
| Nov. 14 | Southern Illinois | 36 (2nd - 16:41) | 3 (1st - 18:50) | 37:39 | 0:55 | 1:26 | W, 90-65 |
| Nov. 18 | UT Arlington | 7 (2nd - 10:36) | 17 (1st - 12:37) | 11:37 | 26:34 | 1:49 | W, 71-67 |
| Nov. 22 | at Minnesota | 6 (1st - 12:50) | 22 (2nd - 5:32) | 6:33 | 30:16 | 3:11 | L, 85-71 |
| Nov. 28 | Mount Saint Mary's | 21 (2nd - 6:41) | 4 (1st - 18:27) | 35:10 | 3:05 | 1:45 | W, 89-76 |
| Dec. 1 | Stephen F. Austin | 23 (2nd - 3:15) | 2 (1st - 19:22) | 36:33 | 0:28 | 2:59 | W, 78-62 |
| Dec. 3 | Austin Peay | 41 (2nd - 8:38) | 2 (1st - 19:30) | 36:58 | 0:35 | 2:27 | W, 99-62 |
| Dec. 6 | Houston | 14 (1st - 10:25) | 3 (1st - 18:40) | 32:27 | 6:27 | 1:06 | W, 84-72 |
| Dec. 10 | North Florida | 16 (2nd - 1:12) | 3 (2nd - 13:44) | 29:39 | 6:15 | 4:06 | W, 91-76 |
| Dec. 17 | Texas^ | 9 (2nd - 11:58) | 7 (1st - 12:35) | 2:05 | 22:22 | 15:20 | W, 77-74 |
| Dec. 20 | North Dakota State | 20 (2nd - 4:11) | 1 (1st - 16:53) | 38:22 | 0:40 | 0:57 | W, 71-55 |
| Dec. 22 | Sam Houston State# | 37 (2nd - 2:49) | None | 38:53 | None | 1:07 | W, 90-56 |
| Dec. 29 | Florida* | 3 (1st - 14:09) | 16 (2nd - 3:12) | 2:32 | 34:13 | 3:15 | L, 81-72 |
| Jan. 3 | at Tennessee* | 7 (2nd - 16:43) | 13 (1st - 4:06) | 22:34 | 15:00 | 2:17 | W, 82-78 |
| Jan. 7 | at Kentucky* | 4 (1st - 8:04) | 26 (2nd - 0:21) | 3:21 | 36:20 | 0:19 | L, 97-71 |
| Jan. 10 | Mississippi State* | 7 (1st - 9:40) | 10 (2nd - 0:40) | 8:16 | 28:11 | 3:33 | L, 84-78 |
| Jan. 14 | Missouri* | 22 (2nd - 17:00) | None | 37:32 | None | 1:48 | W, 92-73 |
| Jan. 17 | at Texas A&M* | 5 (2nd - 1:21) | 12 (2nd - 12:51) | 5:29 | 31:07 | 3:24 | W, 62-60 |
| Jan. 21 | LSU* | 17 (2nd - 5:35) | None | 38:59 | None | 1:01 | W, 99-86 |
| Jan. 24 | at Vanderbilt* | 4 (2nd - 17:37) | 15 (2nd - 6:02) | 4:12 | 31:50 | 3:32 | W, 71-70 |
| Jan. 28 | at Oklahoma State% | None | 30 (2nd - 17:39) | None | 39:43 | 0:17 | L, 99-71 |
| Feb. 1 | Alabama* | 27 (2nd - 4:01) | 4 (1st - 15:46) | 33:26 | 5:54 | 0:40 | W, 87-68 |
| Feb. 4 | at Missouri* | 3 (1st - 19:56) | 15 (1st - 5:58) | 2:04 | 36:52 | 1:04 | L, 83-78 |
| Feb. 7 | Vanderbilt* | None | 24 (1st - 3:18) | None | 39:35 | 0:25 | L, 72-59 |
| Feb. 11 | at LSU* | 12 (2nd - 3:45) | 14 (1st - 4:13) | 15:47 | 20:25 | 3:47 | W, 78-70 |
| Feb. 15 | at South Carolina* | 12 (2nd - 18:52) | 14 (1st - 14:18) | 29:04 | 9:42 | 1:14 | W, 83-76 |
| Feb. 18 | Ole Miss* | 24 (2nd - 11:17) | 3 (1st - 15:59) | 36:00 | 1:38 | 2:22 | W, 98-80 |
| Feb. 22 | Texas A&M* | 10 (2nd - 12:05) | 2 (1st - 15:25) | 35:54 | 0:43 | 3:23 | W, 86-77 |
| Feb. 25 | at Auburn* | 15 (2nd - 1:17) | 5 (1st - 17:01) | 31:58 | 6:28 | 1:34 | W, 79-68 |
| March 1 | at Florida* | 2 (1st - 19:28) | 16 (1st - 9:34) | 0:32 | 38:14 | 1:14 | L, 78-65 |
| March 4 | Georgia* | 21 (2nd - 2:50) | 7 (1st - 8:53) | 26:59 | 8:00 | 5:01 | W, 85-67 |
| March 10 | Ole Miss& | 6 (2nd - 9:41) | 9 (1st - 15:20) | 14:50 | 17:51 | 7:19 | W, 73-72 |
| March 11 | Vanderbilt& | 27 (2nd - 8:55) | 3 (1st - 10:07) | 36:57 | 2:06 | 0:57 | W, 76-62 |
| March 12 | Kentucky& | 2 (1st - 14:36) | 19 (2nd - 7:34) | 1:53 | 35:03 | 3:04 | L, 82-65 |
| March 17 | Seton Hall\$ | 6 (1st - 9:48) | 8 (2nd - 9:29) | 22:28 | 10:41 | 6:51 | W, 77-71 |

^ Lone Star Shootout (Houston, Texas) | # at Verizon Arena (North Little Rock, Ark.) | % Big12/SEC Challenge | * SEC Game | & SEC Tournament | \$ NCAA Tournament

> GAME-BY-GAME LEADERS »

| Date | Opponent | Points | Rebounds | Assists | Steals | Blocks |
|----------|--------------------|--------------------|-------------------|-------------------|-------------------|------------------|
| Nov. 11 | Fort Wayne | Hannahs (23) | Kingsley (9) | Macon (5) | Macon (4) | Kingsley (7) |
| Nov. 14 | Southern Illinois | Hannahs (19) | Kingsley (7) | Beard (6) | Seven Players (1) | Kingsley (5) |
| Nov. 18 | UT Arlington | Barford (17) | Three Players (6) | Four Players (2) | Barford (3) | Kingsley (4) |
| Nov. 22 | at Minnesota | Hannahs (20) | Kingsley (10) | Three Players (3) | Watkins (3) | Kingsley (3) |
| Nov. 28 | Mount Saint Mary's | Macon (15) | Kingsley (13) | Two Players (4) | Two Players (2) | Kingsley (1) |
| Dec. 1 | Stephen F. Austin | Hannahs (15) | Watkins (7) | Macon (5) | Beard (4) | Jones (1) |
| Dec. 3 | Austin Peay | Bailey (14) | Two Players (7) | Kingsley (5) | Two Players (2) | Two Players (3) |
| Dec. 6 | Houston | Two Players (17) | Kingsley (9) | Watkins (4) | Beard (2) | Two Players (2) |
| Dec. 10 | North Florida | Hannahs (17) | Kingsley (10) | Two Players (4) | Two Players (3) | Barford (2) |
| Dec. 17 | Texas^ | Macon (23) | Kingsley (10) | Two Players (2) | Hannahs (2) | Kingsley (5) |
| Dec. 20 | North Dakota State | Macon (15) | Kingsley (8) | Macon (5) | Watkins (3) | Thompson (2) |
| Dec. 22 | Sam Houston State# | Two Players (17) | Two Players (7) | Thompson (3) | Three Players (2) | Two Players (3) |
| Dec. 29 | Florida* | Macon (22) | Kingsley (14) | Four Players (2) | Beard (2) | Kingsley (4) |
| Jan. 3 | at Tennessee* | Beard (16) | Kingsley (10) | Kingsley (3) | Two Players (2) | Kingsley (3) |
| Jan. 7 | at Kentucky* | Macon (15) | Two Players (7) | Three Players (2) | Three Players (1) | Thompson (2) |
| Jan. 10 | Mississippi State* | Kingsley (19) | Thomas (7) | Thompson (3) | Three Players (3) | None |
| Jan. 14 | Missouri* | Macon (17) | Kingsley (8) | Macon (6) | Macon (2) | Kingsley (3) |
| Jan. 17 | at Texas A&M* | Macon (16) | Cook (7) | Five Players (2) | Watkins (3) | Two Players (2) |
| Jan. 21 | LSU* | Kingsley (24) | Two Players (7) | Beard (7) | Three Players (1) | Kingsley (1) |
| Jan. 24 | at Vanderbilt* | Hannahs (17) | Kingsley (11) | Hannahs (2) | Beard (2) | Kingsley (2) |
| Jan. 28 | at Oklahoma State% | Barford (21) | Thomas (5) | Barford (2) | Thomas (2) | Kingsley (4) |
| Feb. 1 | Alabama* | Hannahs (19) | Kingsley (6) | Two Players (4) | Watkins (3) | Kingsley (2) |
| Feb. 4 | at Missouri* | Barford (23) | Two Players (6) | Macon (3) | Two Players (2) | Kingsley (1) |
| Feb. 7 | Vanderbilt* | Hannahs (24) | Kingsley (6) | Barford (6) | Two Players (3) | Kingsley (3) |
| Feb. 11 | at LSU* | Two Players (17) | Thomas (9) | Two Players (2) | Thomas (3) | Kingsley (5) |
| Feb. 15 | at South Carolina* | Barford (23) | Kingsley (7) | Two Players (3) | Two players (2) | Kingsley (4) |
| Feb. 18 | Ole Miss* | Macon (30) | Kingsley (13) | Watkins (5) | Thompson (3) | Kingsley (4) |
| Feb. 22 | Texas A&M* | Barford (16) | Kingsley (10) | Thompson (6) | Three Players (2) | Kingsley (2) |
| Feb. 25 | at Auburn* | Barford (20) | Thompson (11) | Thompson (3) | Hannahs (2) | Kingsley (2) |
| March 1 | at Florida* | Barford (18) | Kingsley (9) | Barford (3) | Barford (4) | Thomas (1) |
| March 4 | Georgia* | Three Players (15) | Kingsley (9) | Barford (3) | Two Players (2) | Two Players (2) |
| March 10 | Ole Miss& | Macon (17) | Thompson (7) | Barford (4) | Two Players (2) | Kingsley (4) |
| March 11 | Vanderbilt& | Barford (18) | Kingsley (13) | Watkins (4) | Beard (4) | Four Players (1) |
| March 12 | Kentucky& | Macon (18) | Kingsley (6) | Thompson (4) | Two Players (2) | Two Players (2) |
| March 17 | Seton Hall\$ | Kingsley (23) | Barford (7) | Hannahs (3) | Barford (4) | Kingsley (4) |

^ Lone Star Shootout (Houston, Texas) | # at Verizon Arena (North Little Rock, Ark.) | % Big12/SEC Challenge | * SEC Game | & SEC Tournament | \$ NCAA Tournament

| Date | Opponent | Deflections | Charges | Steals | Dunks | Blocks |
|---------------|--------------------|-------------|-----------|------------|-----------|------------|
| Nov. 11 | Fort Wayne | 39 | 1 | 9 | 0 | 9 |
| Nov. 14 | Southern Illinois | 36 | 1 | 7 | 2 | 7 |
| Nov. 18 | UT Arlington | 38 | 1 | 11 | 3 | 6 |
| Nov. 22 | at Minnesota | 25 | 1 | 8 | 0 | 4 |
| Nov. 28 | Mount Saint Mary's | 26 | 1 | 8 | 1 | 1 |
| Dec. 1 | Stephen F. Austin | 37 | 1 | 12 | 1 | 1 |
| Dec. 3 | Austin Peay | 48 | 1 | 9 | 5 | 11 |
| Dec. 6 | Houston | 26 | 2 | 5 | 0 | 5 |
| Dec. 10 | North Florida | 40 | 1 | 13 | 1 | 4 |
| Dec. 17 | Texas^ | 37 | 1 | 6 | 0 | 8 |
| Dec. 20 | North Dakota State | 37 | 2 | 6 | 0 | 4 |
| Dec. 22 | Sam Houston State# | 44 | 0 | 9 | 2 | 9 |
| Dec. 29 | Florida* | 31 | 2 | 4 | 1 | 6 |
| Jan. 3 | at Tennessee* | 24 | 1 | 5 | 1 | 5 |
| Jan. 7 | at Kentucky* | 27 | 0 | 3 | 2 | 3 |
| Jan. 10 | Mississippi State* | 34 | 0 | 9 | 1 | 0 |
| Jan. 14 | Missouri* | 28 | 1 | 5 | 1 | 5 |
| Jan. 17 | at Texas A&M* | 35 | 0 | 8 | 0 | 6 |
| Jan. 21 | LSU* | 25 | 0 | 3 | 2 | 1 |
| Jan. 24 | at Vanderbilt* | 26 | 0 | 6 | 0 | 3 |
| Jan. 28 | at Oklahoma State% | 23 | 0 | 4 | 2 | 4 |
| Feb. 1 | Alabama* | 27 | 0 | 11 | 3 | 4 |
| Feb. 4 | at Missouri* | 16 | 0 | 6 | 1 | 1 |
| Feb. 7 | Vanderbilt* | 27 | 0 | 11 | 1 | 5 |
| Feb. 11 | at LSU* | 33 | 2 | 10 | 1 | 7 |
| Feb. 15 | at South Carolina* | 23 | 1 | 6 | 0 | 6 |
| Feb. 18 | Ole Miss* | 40 | 2 | 6 | 4 | 7 |
| Feb. 22 | Texas A&M* | 41 | 0 | 11 | 2 | 2 |
| Feb. 25 | at Auburn* | 25 | 0 | 6 | 1 | 4 |
| March 1 | at Florida* | 22 | 1 | 7 | 0 | 1 |
| March 4 | Georgia* | 40 | 0 | 6 | 4 | 7 |
| March 10 | Ole Miss& | 35 | 0 | 8 | 1 | 7 |
| March 11 | Vanderbilt& | 28 | 0 | 11 | 3 | 4 |
| March 12 | Kentucky& | 27 | 0 | 7 | 0 | 4 |
| March 17 | Seton Hall\$ | 35 | 0 | 12 | 0 | 7 |
| TOTALS | | 1105 | 23 | 268 | 46 | 168 |

^ Lone Star Shootout (Houston, Texas) | # at Verizon Arena (North Little Rock, Ark.) | % Big12/SEC Challenge | * SEC Game | & SEC Tournament | \$ NCAA Tournament

MISCELLANEOUS TEAM STATS »

| Date | Opponent | W/L | Points In Paint | | | Pts Off Turnovers | | | 2nd Chance Pts | | | Fast Break Pts | | |
|----------|--------------------|------|-----------------|-------|-------|-------------------|------|-------|----------------|------|-------|----------------|------|-------|
| | | | Ark | Opp. | Diff. | Ark | Opp. | Diff. | Ark | Opp. | Diff. | Ark | Opp. | Diff. |
| Nov. 11 | Fort Wayne | W | 52 | 22 | +30 | 16 | 12 | +4 | 9 | 21 | -12 | 24 | 0 | +24 |
| Nov. 14 | Southern Illinois | W | 30 | 28 | +2 | 21 | 17 | +4 | 11 | 10 | +1 | 17 | 2 | +15 |
| Nov. 18 | UT Arlington | W | 24 | 20 | +4 | 28 | 20 | +8 | 9 | 18 | -9 | 10 | 8 | +2 |
| Nov. 22 | at Minnesota | L | 46 | 38 | +8 | 11 | 26 | -15 | 11 | 13 | -2 | 6 | 4 | +2 |
| Nov. 28 | Mount Saint Mary's | W | 48 | 34 | +14 | 18 | 10 | +8 | 13 | 6 | +7 | 21 | 9 | +12 |
| Dec. 1 | Stephen F. Austin | W | 36 | 28 | +8 | 29 | 24 | +5 | 12 | 9 | +3 | 20 | 4 | +16 |
| Dec. 3 | Austin Peay | W | 52 | 40 | +12 | 25 | 8 | +17 | 26 | 10 | +16 | 28 | 7 | +21 |
| Dec. 6 | Houston | W | 38 | 38 | 0 | 15 | 19 | -4 | 13 | 9 | +4 | 12 | 12 | 0 |
| Dec. 10 | North Florida | W | 38 | 20 | +18 | 21 | 12 | +9 | 22 | 6 | +16 | 10 | 2 | +8 |
| Dec. 17 | Texas^ | W | 32 | 32 | 0 | 12 | 8 | +4 | 11 | 18 | -7 | 13 | 11 | +2 |
| Dec. 20 | North Dakota State | W | 24 | 18 | +6 | 15 | 19 | -4 | 16 | 5 | +11 | 5 | 2 | +3 |
| Dec. 22 | Sam Houston State# | W | 32 | 32 | 0 | 17 | 13 | +4 | 9 | 3 | +6 | 8 | 10 | -2 |
| Dec. 29 | Florida* | L | 34 | 34 | 0 | 19 | 16 | +3 | 12 | 18 | -6 | 7 | 10 | -3 |
| Jan. 3 | at Tennessee* | W | 36 | 32 | +4 | 12 | 7 | +5 | 5 | 14 | -9 | 12 | 6 | +6 |
| Jan. 7 | at Kentucky* | L | 32 | 46 | -14 | 11 | 16 | -5 | 13 | 21 | -8 | 4 | 24 | -20 |
| Jan. 10 | Mississippi State* | L | 30 | 26 | +4 | 15 | 6 | +9 | 14 | 14 | 0 | 4 | 6 | -2 |
| Jan. 14 | Missouri* | W | 38 | 22 | +16 | 25 | 14 | +11 | 15 | 9 | +6 | 21 | 6 | +15 |
| Jan. 17 | at Texas A&M* | W | 24 | 24 | 0 | 16 | 13 | +3 | 11 | 7 | +4 | 2 | 6 | -4 |
| Jan. 21 | LSU* | W | 38 | 38 | 0 | 11 | 19 | -8 | 14 | 10 | +4 | 10 | 10 | 0 |
| Jan. 24 | at Vanderbilt* | W | 32 | 18 | +14 | 16 | 10 | +6 | 15 | 4 | +11 | 10 | 5 | +5 |
| Jan. 28 | at Oklahoma State% | L | 32 | 40 | -8 | 5 | 23 | -18 | 18 | 14 | +4 | 6 | 18 | -12 |
| Feb. 1 | Alabama* | W | 32 | 26 | +6 | 28 | 7 | +21 | 10 | 8 | +2 | 19 | 9 | +10 |
| Feb. 4 | at Missouri* | L | 28 | 18 | +10 | 15 | 19 | -4 | 12 | 9 | +3 | 8 | 0 | +8 |
| Feb. 7 | Vanderbilt* | L | 28 | 22 | +6 | 16 | 7 | +9 | 13 | 15 | -2 | 12 | 3 | +9 |
| Feb. 11 | at LSU* | W | 20 | 40 | -20 | 25 | 20 | +5 | 5 | 21 | -16 | 2 | 8 | -6 |
| Feb. 15 | at South Carolina* | W | 34 | 44 | -10 | 13 | 16 | -3 | 8 | 13 | -5 | 6 | 13 | -7 |
| Feb. 18 | Ole Miss* | W | 30 | 30 | 0 | 16 | 11 | +5 | 8 | 23 | -15 | 16 | 11 | +5 |
| Feb. 22 | Texas A&M* | W | 44 | 46 | -2 | 21 | 13 | +8 | 18 | 18 | 0 | 8 | 4 | +4 |
| Feb. 25 | at Auburn* | W | 36 | 24 | +12 | 12 | 15 | -3 | 17 | 9 | +8 | 12 | 5 | +7 |
| March 1 | at Florida* | L | 26 | 38 | -12 | 12 | 15 | -3 | 7 | 9 | -2 | 4 | 8 | -4 |
| March 4 | Georgia* | W | 48 | 22 | +26 | 7 | 4 | +3 | 12 | 18 | -6 | 10 | 4 | +6 |
| March 10 | Ole Miss& | W | 28 | 36 | -8 | 22 | 6 | +16 | 12 | 18 | -6 | 8 | 6 | +2 |
| March 11 | Vanderbilt& | W | 46 | 16 | +30 | 15 | 12 | +3 | 10 | 4 | +6 | 12 | 2 | +10 |
| March 12 | Kentucky& | L | 34 | 36 | -2 | 22 | 22 | 0 | 6 | 15 | -11 | 8 | 8 | 0 |
| March 17 | Seton Hall\$ | W | 32 | 36 | -4 | 16 | 9 | +7 | 4 | 14 | -10 | 9 | 6 | +3 |
| TOTALS | | 26-9 | 1,214 | 1,064 | +150 | 598 | 488 | +110 | 424 | 433 | -9 | 384 | 249 | +135 |

^ Lone Star Shootout (Houston, Texas) | # at Verizon Arena (North Little Rock, Ark.) | % Big12/SEC Challenge | * SEC Game | & SEC Tournament | \$ NCAA Tournament

at guard... a six-three junior... from Jackson, Tennessee... number zero...

JAYLEN BARFORD



» @JBarford1 NEWS & NOTES »

- Scored 20 points and pulled down a career-high seven rebounds in first round win over Seton Hall.
- Averaging 17.1 points per game over the last 10 games.
- Scored 10+ points in the first half in seven of the last 13 road/neutral games against an SEC opponent, including the semifinals of the SEC Tournament against Vanderbilt.
- Has scored in double-figures 27 times and recorded multiple assists in 20 of 35 games this season.
- All five 20-point games this season have been away from home.
- Has had three or more assists in six of the last 14 games.
- Scored a career-high 23 points at South Carolina Feb. 15, including 17 in the first half.
- Had a career-high six assists against Vanderbilt on Feb. 7.
- Junior college transfer from Motlow State Community College.
- Ranked as the No. 1 junior college transfer in the 2016 class.
- Named one of 15 Impact JUCO Transfers by Jon Rothstein.
- Scored 20+ points 31 times in JUCO, 30+ 12 times.
- Was named First Team All-American and TCCAA Player of the Year last season.

» GAME-BY-GAME STATS »

| Opponent | Date | gs | min | Total | | 3-Pointers | | Free throws | | Rebounds | | | | pf | a | t/o | blk | stl | pts | avg |
|----------------------|----------|----|-----|---------|------|------------|-------|-------------|-------|----------|-----|-----|-----|----|----|-----|-----|-----|------|------|
| | | | | fg-fga | pct | 3fg-fga | pct | ft-fta | pct | off | def | tot | avg | | | | | | | |
| FORT WAYNE | 11/11/16 | * | 27 | 4-9 | .444 | 1-1 | 1.000 | 1-2 | .500 | 1 | 4 | 5 | 5.0 | 3 | 4 | 2 | 0 | 1 | 10 | 10.0 |
| SOUTHERN ILLINOIS | 11/14/16 | * | 22 | 4-7 | .571 | 1-2 | .500 | 0-2 | .000 | 0 | 2 | 2 | 3.5 | 2 | 2 | 2 | 0 | 0 | 9 | 9.5 |
| UT ARLINGTON | 11/18/16 | * | 31 | 6-12 | .500 | 1-2 | .500 | 4-6 | .667 | 3 | 3 | 6 | 4.3 | 1 | 2 | 6 | 0 | 3 | 17 | 12.0 |
| at Minnesota | 11/22/16 | * | 25 | 5-9 | .556 | 0-1 | .000 | 2-2 | 1.000 | 1 | 1 | 2 | 3.8 | 3 | 2 | 2 | 0 | 1 | 12 | 12.0 |
| MOUNT ST. MARY'S | 11/28/16 | 23 | 5-8 | .625 | 2-4 | .500 | 1-1 | 1.000 | 0 | 1 | 1 | 3.2 | 2 | 1 | 0 | 0 | 2 | 13 | 12.2 | |
| STEPHEN F. AUSTIN | 12/01/16 | 20 | 2-6 | .333 | 0-3 | .000 | 4-5 | .800 | 1 | 2 | 3 | 3.2 | 2 | 1 | 3 | 0 | 1 | 8 | 11.5 | |
| AUSTIN PEAY | 12/03/16 | * | 21 | 5-10 | .500 | 1-3 | .333 | 1-1 | 1.000 | 0 | 6 | 6 | 3.6 | 2 | 4 | 0 | 1 | 2 | 12 | 11.6 |
| HOUSTON | 12/06/16 | * | 15 | 1-5 | .200 | 0-1 | .000 | 0-0 | .000 | 0 | 1 | 1 | 3.3 | 1 | 1 | 2 | 0 | 0 | 2 | 10.4 |
| NORTH FLORIDA | 12/10/16 | * | 25 | 6-16 | .375 | 1-5 | .200 | 1-4 | .250 | 2 | 2 | 4 | 3.3 | 1 | 3 | 1 | 2 | 3 | 14 | 10.8 |
| vs Texas | 12/17/16 | * | 26 | 4-10 | .400 | 0-3 | .000 | 3-3 | 1.000 | 0 | 3 | 3 | 3.3 | 4 | 3 | 2 | 1 | 1 | 11 | 10.8 |
| NORTH DAKOTA STATE | 12/20/16 | * | 22 | 2-7 | .286 | 0-2 | .000 | 0-0 | .000 | 1 | 2 | 3 | 3.3 | 2 | 2 | 3 | 0 | 0 | 4 | 10.2 |
| vs Sam Houston State | 12/22/16 | 17 | 3-9 | .333 | 1-3 | .333 | 4-5 | .800 | 0 | 3 | 3 | 3.3 | 2 | 1 | 0 | 0 | 1 | 11 | 10.3 | |
| FLORIDA | 12/29/16 | 17 | 1-8 | .125 | 0-2 | .000 | 0-0 | .000 | 0.000 | 2 | 1 | 3 | 3.2 | 2 | 2 | 1 | 0 | 0 | 2 | 9.6 |
| at Tennessee | 01/03/17 | 24 | 5-8 | .625 | 2-2 | 1.000 | 2-2 | 1.000 | 1 | 3 | 4 | 3.3 | 4 | 2 | 0 | 0 | 0 | 14 | 9.9 | |
| at Kentucky | 01/07/17 | 17 | 6-9 | .667 | 0-1 | .000 | 2-3 | .667 | 3 | 1 | 4 | 3.3 | 4 | 0 | 5 | 0 | 0 | 14 | 10.2 | |
| MISSISSIPPI STATE | 01/10/17 | * | 23 | 4-8 | .500 | 0-3 | .000 | 2-3 | .667 | 2 | 3 | 5 | 3.4 | 3 | 1 | 1 | 0 | 1 | 10 | 10.2 |
| MISSOURI | 01/14/17 | * | 20 | 6-8 | .750 | 0-2 | .000 | 1-1 | 1.000 | 0 | 6 | 6 | 3.6 | 4 | 2 | 0 | 0 | 1 | 13 | 10.4 |
| at Texas A&M | 01/17/17 | * | 23 | 2-9 | .222 | 0-2 | .000 | 0-2 | .000 | 0 | 3 | 3 | 3.6 | 3 | 2 | 1 | 0 | 0 | 4 | 10.0 |
| LSU | 01/21/17 | * | 35 | 5-12 | .417 | 0-2 | .000 | 4-7 | .571 | 0 | 4 | 4 | 3.6 | 1 | 3 | 1 | 0 | 0 | 14 | 10.2 |
| at Vanderbilt | 01/24/17 | * | 32 | 6-13 | .462 | 3-4 | .750 | 0-0 | .000 | 3 | 1 | 4 | 3.6 | 1 | 1 | 1 | 0 | 1 | 15 | 10.5 |
| at Oklahoma State | 01/28/17 | * | 28 | 8-13 | .615 | 2-3 | .667 | 3-4 | .750 | 1 | 2 | 3 | 3.6 | 3 | 2 | 2 | 0 | 0 | 21 | 11.0 |
| ALABAMA | 02/01/17 | * | 27 | 6-12 | .500 | 0-3 | .000 | 1-3 | .333 | 2 | 3 | 5 | 3.6 | 0 | 4 | 1 | 0 | 1 | 13 | 11.0 |
| at Missouri | 02/04/17 | * | 29 | 8-16 | .500 | 0-3 | .000 | 7-8 | .875 | 1 | 1 | 2 | 3.6 | 2 | 0 | 5 | 0 | 2 | 23 | 11.6 |
| VANDERBILT | 02/07/17 | * | 22 | 2-7 | .286 | 1-2 | .500 | 0-0 | .000 | 0 | 3 | 3 | 3.5 | 2 | 6 | 2 | 0 | 3 | 5 | 11.3 |
| at LSU | 02/11/17 | * | 30 | 2-9 | .222 | 1-6 | .167 | 3-4 | .750 | 0 | 6 | 6 | 3.6 | 3 | 4 | 1 | 0 | 1 | 8 | 11.2 |
| at South Carolina | 02/15/17 | * | 32 | 9-17 | .529 | 2-4 | .500 | 3-3 | 1.000 | 2 | 3 | 5 | 3.7 | 4 | 1 | 6 | 0 | 0 | 23 | 11.6 |
| OLE MISS | 02/18/17 | * | 23 | 4-10 | .400 | 2-4 | .500 | 5-5 | 1.000 | 0 | 2 | 2 | 3.6 | 3 | 1 | 3 | 0 | 0 | 15 | 11.7 |
| TEXAS A&M | 02/22/17 | * | 24 | 6-11 | .545 | 0-3 | .000 | 4-4 | 1.000 | 0 | 2 | 2 | 3.6 | 0 | 0 | 1 | 0 | 2 | 16 | 11.9 |
| at Auburn | 02/25/17 | * | 32 | 7-17 | .412 | 0-5 | .000 | 6-9 | .667 | 0 | 4 | 4 | 3.6 | 2 | 1 | 1 | 0 | 0 | 20 | 12.2 |
| at Florida | 03/01/17 | * | 31 | 6-18 | .333 | 1-5 | .200 | 5-5 | 1.000 | 2 | 4 | 6 | 3.7 | 3 | 3 | 3 | 0 | 4 | 18 | 12.4 |
| GEORGIA | 03/04/17 | * | 29 | 6-9 | .667 | 1-3 | .333 | 2-2 | 1.000 | 0 | 3 | 3 | 3.6 | 2 | 3 | 2 | 1 | 2 | 15 | 12.5 |
| vs Ole Miss | 03/10/17 | * | 32 | 4-14 | .286 | 3-4 | .750 | 2-2 | 1.000 | 4 | 2 | 6 | 3.7 | 1 | 4 | 2 | 1 | 2 | 13 | 12.5 |
| vs Vanderbilt | 03/11/17 | * | 25 | 8-17 | .471 | 1-5 | .200 | 1-2 | .500 | 3 | 1 | 4 | 3.7 | 1 | 0 | 0 | 0 | 3 | 18 | 12.6 |
| vs Kentucky | 03/12/17 | * | 29 | 4-13 | .308 | 1-4 | .250 | 4-4 | 1.000 | 0 | 2 | 2 | 3.7 | 3 | 1 | 2 | 0 | 1 | 13 | 12.6 |
| vs Seton Hall | 3/17/17 | * | 30 | 8-17 | .471 | 0-1 | .000 | 4-5 | .800 | 2 | 5 | 7 | 3.8 | 2 | 1 | 2 | 0 | 4 | 20 | 12.9 |
| Totals | | 29 | 888 | 170-383 | .444 | 28-103 | .272 | 82-109 | .752 | 37 | 95 | 132 | 3.8 | 78 | 70 | 66 | 6 | 43 | 450 | 12.9 |

Games played: 35
Minutes/game: 25.4
Points/game: 12.9
FG Pct: 44.4
3FG Pct: 27.2

Rebounds/game: 3.8
Assists/game: 2.0
Turnovers/game: 1.9
Assist/turnover ratio: 1.1
Steals/game: 1.2

» SEASON/CAREER HIGHS »

POINTS

Season: 23 (2x) last at South Carolina (2/15/17)
Career: 23 (2x) last at South Carolina (2/15/17)

FIELD GOALS

Season: 9 at South Carolina (2/15/17)
Career: 9 at South Carolina (2/15/17)

FIELD GOALS ATTEMPTED

Season: 18 at No. 12 Florida (3/1/17)
Career: 18 at No. 12 Florida (3/1/17)

3-POINT FIELD GOALS

Season: 3 (2x) last vs. Ole Miss (3/10/17)
Career: 3 (2x) last vs. Ole Miss (3/10/17)

3-POINT FG ATTEMPTS

Season: 5 (4x) last vs. Vanderbilt (3/11/17)
Career: 5 (4x) last vs. Vanderbilt (3/11/17)

FREE THROWS MADE

Season: 7 at Missouri (2/4/17)
Career: 7 at Missouri (2/4/17)

FREE THROWS ATTEMPTS

Season: 9 at Auburn (2/15/17)
Career: 9 at Auburn (2/15/17)

REBOUNDS

Season: 7 vs. Seton Hall (3/17/17)
Career: 7 vs. Seton Hall (3/17/17)

ASSISTS

Season: 6 vs. Vanderbilt (2/7/17)
Career: 6 vs. Vanderbilt (2/7/17)

STEALS

Season: 4 (2x) last vs. Seton Hall (3/17/17)
Career: 4 (2x) last vs. Seton Hall (3/17/17)

BLOCKS

Season: 2 vs. North Florida (12/10/16)
Career: 2 vs. North Florida (12/10/16)

MINUTES

Season: 35 vs. LSU (1/21/17)
Career: 35 vs. LSU (1/21/17)

» CAREER STATISTICS AT ARKANSAS »

| | | | Total | | 3-Point | | F-Throws | | Rebounds | | | | | | | | | | | Scoring | |
|---------|-------|----------|---------|------|---------|------|----------|------|----------|-----|-----|-----|----|----|-----|----|-----|-----|-----|---------|--|
| Season | gp-gs | min/avg | fg-fga | pct | fg-fga | pct | ft-fa | pct | off | def | tot | avg | pf | fo | ast | to | blk | stl | pts | avg | |
| 2016-17 | 35-29 | 888/25.4 | 170-383 | .444 | 28-103 | .272 | 82-109 | .752 | 37 | 95 | 132 | 3.8 | 78 | 0 | 70 | 66 | 6 | 43 | 450 | 12.9 | |
| TOTAL | 35-29 | 888/25.4 | 170-383 | .444 | 28-103 | .272 | 82-109 | .752 | 37 | 95 | 132 | 3.8 | 78 | 0 | 70 | 66 | 6 | 43 | 450 | 12.9 | |

at forward... a six-nine junior... from Madison, Arkansas... number one...

TREY THOMPSON



» @T_Top24 NEWS & NOTES »

- Pulled down a game and career-high 11 rebounds on the road at Auburn on Feb. 25.
- Set a career high with six assists in the win over Texas A&M on Feb. 22.
- Has the most assists on the team against SEC opponents with 44.
- Had one of his best all-around games of the season against Ole Miss on Feb. 18, going 4-of-4 from the field for eight points, eight rebounds, three steals, three blocks and three assists. All either tied a season high or were a season high at the time.
- Has multiple assists in 15 of the last 24 games, including three or more in six of the last 10.
- Second on the team in blocks with 29.
- Has multiple blocks in 12 games this year.
- Is set to graduate a year early this summer and start graduate school next fall during his senior year.
- Averaged 3.1 points and 4.3 rebounds per game last season as a sophomore.
- Scored a career high 13 points against LSU (2/23/16) after going a perfect 6-6 from the field.
- Recorded a career high nine rebounds and four blocked shots against Texas Tech last season (1/30/16).
- Went to high school with teammate RJ Glasper.

» GAME-BY-GAME STATS »

| Opponent | Date | gs | min | Total | | 3-Pointers | | Free throws | | Rebounds | | | | pf | a | t/o | blk | stl | pts | avg |
|----------------------|----------|----|-----|--------|------|------------|------|-------------|------|----------|-----|-----|-----|----|----|-----|-----|-----|-----|-----|
| | | | | fg-fga | pct | 3fg-fga | pct | ft-fa | pct | off | def | tot | avg | | | | | | | |
| FORT WAYNE | 11/11/16 | 13 | 2-2 | 1.000 | 0-0 | .000 | 1-2 | .500 | 0 | 4 | 4 | 4.0 | 3 | 1 | 0 | 2 | 0 | 5 | 5.0 | |
| SOUTHERN ILLINOIS | 11/14/16 | 15 | 1-3 | .333 | 0-0 | .000 | 2-2 | 1.000 | 1 | 3 | 4 | 4.0 | 3 | 1 | 1 | 0 | 1 | 4 | 4.5 | |
| UT ARLINGTON | 11/18/16 | 7 | 1-2 | .500 | 0-0 | .000 | 1-1 | 1.000 | 3 | 1 | 4 | 4.0 | 2 | 0 | 2 | 0 | 0 | 3 | 4.0 | |
| at Minnesota | 11/22/16 | 13 | 0-0 | .000 | 0-0 | .000 | 0-0 | .000 | 0 | 3 | 3 | 3.8 | 1 | 2 | 1 | 0 | 0 | 0 | 3.0 | |
| MOUNT ST. MARY'S | 11/28/16 | 13 | 0-1 | .000 | 0-0 | .000 | 0-0 | .000 | 1 | 4 | 5 | 4.0 | 3 | 1 | 0 | 0 | 1 | 0 | 2.4 | |
| STEPHEN F. AUSTIN | 12/01/16 | 6 | 0-0 | .000 | 0-0 | .000 | 0-0 | .000 | 0 | 1 | 1 | 3.5 | 3 | 0 | 0 | 0 | 0 | 0 | 2.0 | |
| AUSTIN PEAY | 12/03/16 | 13 | 2-2 | 1.000 | 0-0 | .000 | 0-0 | .000 | 2 | 2 | 4 | 3.6 | 0 | 1 | 0 | 2 | 2 | 4 | 2.3 | |
| HOUSTON | 12/06/16 | 13 | 2-2 | 1.000 | 0-0 | .000 | 0-0 | .000 | 0 | 1 | 1 | 3.3 | 3 | 2 | 0 | 2 | 0 | 4 | 2.5 | |
| NORTH FLORIDA | 12/10/16 | 13 | 2-2 | 1.000 | 0-0 | .000 | 2-4 | .500 | 2 | 0 | 2 | 3.1 | 2 | 0 | 0 | 0 | 1 | 6 | 2.9 | |
| vs Texas | 12/17/16 | 8 | 1-4 | .250 | 0-0 | .000 | 1-2 | .500 | 2 | 1 | 3 | 3.1 | 2 | 0 | 0 | 0 | 0 | 3 | 2.9 | |
| NORTH DAKOTA STATE | 12/20/16 | 12 | 1-2 | .500 | 0-0 | .000 | 0-0 | .000 | 0 | 4 | 4 | 3.2 | 4 | 0 | 2 | 2 | 0 | 2 | 2.8 | |
| vs Sam Houston State | 12/22/16 | 14 | 0-0 | .000 | 0-0 | .000 | 0-0 | .000 | 1 | 5 | 6 | 3.4 | 1 | 3 | 2 | 2 | 1 | 0 | 2.6 | |
| FLORIDA | 12/29/16 | 8 | 0-0 | .000 | 0-0 | .000 | 0-0 | .000 | 0 | 1 | 1 | 3.2 | 1 | 2 | 0 | 0 | 0 | 0 | 2.4 | |
| at Tennessee | 01/03/17 | 9 | 1-2 | .500 | 0-1 | .000 | 0-0 | .000 | 0 | 1 | 1 | 3.1 | 3 | 2 | 1 | 2 | 0 | 2 | 2.4 | |
| at Kentucky | 01/07/17 | 20 | 0-2 | .000 | 0-0 | .000 | 4-4 | 1.000 | 1 | 3 | 4 | 3.1 | 4 | 2 | 0 | 2 | 0 | 4 | 2.5 | |
| MISSISSIPPI STATE | 01/10/17 | 10 | 0-0 | .000 | 0-0 | .000 | 0-0 | .000 | 0 | 2 | 2 | 3.1 | 3 | 3 | 0 | 0 | 0 | 0 | 2.3 | |
| MISSOURI | 01/14/17 | 16 | 3-3 | 1.000 | 0-0 | .000 | 2-4 | .500 | 2 | 2 | 4 | 3.1 | 3 | 0 | 1 | 2 | 0 | 8 | 2.6 | |
| at Texas A&M | 01/17/17 | 12 | 0-0 | .000 | 0-0 | .000 | 0-0 | .000 | 1 | 2 | 3 | 3.1 | 2 | 2 | 0 | 2 | 0 | 0 | 2.5 | |
| LSU | 01/21/17 | 16 | 3-3 | 1.000 | 0-0 | .000 | 0-0 | .000 | 1 | 4 | 5 | 3.2 | 3 | 3 | 0 | 0 | 1 | 6 | 2.7 | |
| at Vanderbilt | 01/24/17 | 10 | 0-0 | .000 | 0-0 | .000 | 0-0 | .000 | 1 | 1 | 2 | 3.2 | 1 | 0 | 0 | 0 | 1 | 0 | 2.6 | |
| at Oklahoma State | 01/28/17 | 13 | 0-0 | .000 | 0-0 | .000 | 0-0 | .000 | 0 | 0 | 0 | 3.0 | 1 | 1 | 0 | 0 | 0 | 0 | 2.4 | |
| ALABAMA | 02/01/17 | 11 | 0-0 | .000 | 0-0 | .000 | 0-0 | .000 | 1 | 1 | 2 | 3.0 | 2 | 3 | 0 | 1 | 1 | 0 | 2.3 | |
| at Missouri | 02/04/17 | 18 | 1-2 | .500 | 0-0 | .000 | 0-0 | .000 | 2 | 2 | 4 | 3.0 | 1 | 1 | 2 | 0 | 2 | 2 | 2.3 | |
| VANDERBILT | 02/07/17 | 6 | 0-1 | .000 | 0-0 | .000 | 0-0 | .000 | 0 | 0 | 0 | 2.9 | 1 | 0 | 0 | 0 | 0 | 0 | 2.2 | |
| at LSU | 02/11/17 | 11 | 0-0 | .000 | 0-0 | .000 | 0-0 | .000 | 0 | 0 | 0 | 2.8 | 3 | 1 | 0 | 0 | 1 | 0 | 2.1 | |
| at South Carolina | 02/15/17 | 18 | 1-1 | 1.000 | 0-0 | .000 | 1-2 | .500 | 1 | 2 | 3 | 2.8 | 1 | 3 | 1 | 0 | 2 | 3 | 2.2 | |
| OLE MISS | 02/18/17 | 23 | 4-4 | 1.000 | 0-0 | .000 | 0-0 | .000 | 1 | 7 | 8 | 3.0 | 1 | 3 | 2 | 3 | 3 | 8 | 2.4 | |
| TEXAS A&M | 02/22/17 | 18 | 1-3 | .333 | 0-0 | .000 | 3-4 | .750 | 2 | 1 | 3 | 3.0 | 2 | 6 | 1 | 0 | 1 | 5 | 2.5 | |
| at Auburn | 02/25/17 | 29 | 3-4 | .750 | 0-0 | .000 | 0-0 | .000 | 1 | 10 | 11 | 3.2 | 2 | 3 | 1 | 1 | 1 | 6 | 2.6 | |
| at Florida | 03/01/17 | 12 | 1-3 | .333 | 0-0 | .000 | 0-2 | .000 | 0 | 0 | 0 | 3.1 | 3 | 0 | 0 | 0 | 0 | 2 | 2.6 | |
| GEORGIA | 03/04/17 | 23 | 2-2 | 1.000 | 0-0 | .000 | 1-1 | 1.000 | 3 | 5 | 8 | 3.3 | 4 | 2 | 0 | 2 | 1 | 5 | 2.6 | |
| vs Ole Miss | 03/10/17 | 25 | 1-2 | .500 | 0-0 | .000 | 1-1 | 1.000 | 0 | 7 | 7 | 3.4 | 2 | 3 | 1 | 1 | 1 | 3 | 2.7 | |
| vs Vanderbilt | 03/11/17 | 15 | 1-1 | 1.000 | 0-0 | .000 | 0-0 | .000 | 0 | 3 | 3 | 3.4 | 3 | 1 | 3 | 1 | 0 | 2 | 2.6 | |
| vs Kentucky | 03/12/17 | 19 | 0-1 | .000 | 0-0 | .000 | 0-0 | .000 | 0 | 1 | 1 | 3.3 | 2 | 4 | 0 | 2 | 0 | 0 | 2.6 | |
| vs Seton Hall | 3/17/17 | 11 | 0-1 | .000 | 0-0 | .000 | 0-0 | .000 | 0 | 2 | 2 | 3.3 | 1 | 0 | 0 | 0 | 0 | 0 | 2.5 | |
| Totals | | 0 | 493 | 34-55 | .618 | 0-1 | .000 | 19-29 | .655 | 29 | 86 | 115 | 3.3 | 78 | 56 | 21 | 29 | 21 | 87 | 2.5 |

Games played: 35
Minutes/game: 14.1
Points/game: 2.5
FG Pct: 61.8
3FG Pct: 0.0
FT Pct: 65.5

Rebounds/game: 3.3
Assists/game: 1.6
Turnovers/game: 0.6
Assist/turnover ratio: 2.7
Steals/game: 0.6
Blocks/game: 0.8

» CAREER STATISTICS AT ARKANSAS »

| | | | Total | | 3-Point | | F-Throws | | Rebounds | | | | | | | | | | | Scoring | |
|---------|-------|-----------|--------|------|---------|------|----------|-------|----------|-----|-----|-----|-----|----|-----|----|-----|-----|-----|---------|--|
| Season | gp-gs | min/avg | fg-fga | pct | fg-fga | pct | ft-fa | pct | off | def | tot | avg | pf | fo | ast | to | blk | stl | pts | avg | |
| 2014-15 | 14-0 | 33/2.4 | 1-5 | .200 | 0-0 | .000 | 3-3 | 1.000 | 3 | 3 | 6 | 0.4 | 3 | 0 | 1 | 4 | 1 | 1 | 5 | 0.4 | |
| 2015-16 | 29-1 | 503/17.3 | 37-61 | .607 | 0-0 | .000 | 16-31 | .516 | 28 | 96 | 124 | 4.3 | 88 | 6 | 36 | 33 | 27 | 13 | 90 | 3.1 | |
| 2016-17 | 35-0 | 493/14.1 | 34-55 | .618 | 0-1 | .000 | 19-29 | .655 | 29 | 86 | 115 | 3.3 | 78 | 0 | 56 | 21 | 29 | 21 | 87 | 2.5 | |
| TOTAL | 78-1 | 1029/13.2 | 72-121 | .595 | 0-1 | .000 | 38-63 | .603 | 60 | 185 | 245 | 3.1 | 169 | 6 | 93 | 58 | 57 | 35 | 182 | 2.3 | |

» SEASON/CAREER HIGHS »

POINTS

Season: 8 (2x) last vs. Ole Miss (2/18/17)

Career: 13 vs. LSU (2/23/16)

FIELD GOALS

Season: 4 vs. Ole Miss (2/18/17)

Career: 6 vs. LSU (2/23/16)

FIELD GOALS ATTEMPTED

Season: 4 (2x) last vs. Ole Miss (2/18/17)

Career: 7 vs. Tennessee Tech (12/12/15)

3-POINT FIELD GOALS

Season: --

Career: --

3-POINT FG ATTEMPTS

Season: 1 at Tennessee (1/3/17)

Career: 1 at Tennessee (1/3/17)

FREE THROWS MADE

Season: 4 at No. 6 Kentucky (1/7/17)

Career: 4 (2x) last at No. 6 Kentucky (1/7/17)

FREE THROWS ATTEMPTS

Season: 4 (4x) last vs. Texas A&M (2/22/17)

Career: 5 at Texas A&M (1/2/16)

REBOUNDS

Season: 11 vs. Auburn (2/25/17)

Career: 11 vs. Auburn (2/25/17)

ASSISTS

Season: 6 vs. Texas A&M (2/22/17)

Career: 6 vs. Texas A&M (2/22/17)

STEALS

Season: 3 vs. Ole Miss (2/18/17)

Career: 3 vs. Ole Miss (2/18/17)

BLOCKS

Season: 3 vs. Ole Miss (2/18/17)

Career: 4 vs. Texas Tech (1/30/16)

MINUTES

Season: 29 vs. Auburn (2/25/17)

Career: 29 (2x) last vs. Auburn (2/25/17)

at forward... a **six-six** freshman... from Campti, Louisiana... number **two**...

ADRIOBAILEY



@AdrioBailey NEWS & NOTES »

- Recorded his first career start on Feb. 11 at LSU and started back-to-back games.
- Caught the lob off a Jaylen Barford pass to slam home a monster alley-oop dunk during a 24-6 Arkansas run that allowed the Razorbacks to pull away from the Crimson Tide on Feb. 1.
- Led the team in points (14) and rebounds (7) in the 99-62 victory over Austin Peay.
- Recorded career highs in points (14), rebounds (7), assists (2) and blocks (2) against Austin Peay.
- Scored his first collegiate points against Stephen F. Austin, a back door cut for a throw down slam.
- Ranked the No. 11 player in the state of Louisiana.
- Ranked the No. 50 small forward in the 2016 class by Rivals.com.
- Averaged 19.5 points, 12.7 rebounds and 3.9 blocks per game last season as a senior in high school.

» GAME-BY-GAME STATS »

| Opponent | Date | gs | min | Total | | 3-Pointers | | Free throws | | Rebounds | | | | pf | a | t/o | blk | stl | pts | avg |
|----------------------|----------|-----|-----|--------|------|------------|------|-------------|------|----------|-----|-----|-----|----|---|-----|-----|-----|-----|-----|
| | | | | fg-fga | pct | 3fg-fga | pct | ft-fa | pct | off | def | tot | avg | | | | | | | |
| FORT WAYNE | 11/11/16 | 3 | 0-0 | .000 | 0-0 | .000 | 0-0 | .000 | 0 | 1 | 1 | 1.0 | 1 | 0 | 1 | 0 | 0 | 0 | 0 | 0.0 |
| SOUTHERN ILLINOIS | 11/14/16 | 7 | 0-1 | .000 | 0-0 | .000 | 0-2 | .000 | 1 | 0 | 1 | 1.0 | 1 | 0 | 3 | 0 | 0 | 0 | 0 | 0.0 |
| UT ARLINGTON | 11/18/16 | dnp | - | - | - | - | - | - | - | - | - | - | - | - | - | - | - | - | - | - |
| at Minnesota | 11/22/16 | 5 | 0-1 | .000 | 0-0 | .000 | 0-0 | .000 | 0 | 1 | 1 | 1.0 | 0 | 0 | 0 | 0 | 0 | 0 | 0 | 0.0 |
| MOUNT ST. MARY'S | 11/28/16 | 4 | 0-0 | .000 | 0-0 | .000 | 0-0 | .000 | 0 | 0 | 0 | 0.0 | 0 | 0 | 0 | 0 | 0 | 0 | 0 | 0.0 |
| STEPHEN F. AUSTIN | 12/01/16 | 12 | 1-1 | 1.000 | 0-0 | .000 | 0-0 | .000 | 0 | 0 | 0 | 0.0 | 0 | 0 | 0 | 0 | 0 | 0 | 2 | 0.4 |
| AUSTIN PEAY | 12/03/16 | 18 | 7-8 | .875 | 0-0 | .000 | 0-0 | .000 | 4 | 3 | 7 | 1.7 | 2 | 2 | 2 | 2 | 1 | 14 | 2.7 | |
| HOUSTON | 12/06/16 | 7 | 0-1 | .000 | 0-0 | .000 | 1-2 | .500 | 1 | 1 | 2 | 1.7 | 1 | 1 | 1 | 0 | 0 | 1 | 2.4 | |
| NORTH FLORIDA | 12/10/16 | 6 | 1-1 | 1.000 | 0-0 | .000 | 1-2 | .500 | 1 | 0 | 1 | 1.6 | 1 | 0 | 0 | 0 | 0 | 3 | 2.5 | |
| vs Texas | 12/17/16 | dnp | - | - | - | - | - | - | - | - | - | - | - | - | - | - | - | - | - | - |
| NORTH DAKOTA STATE | 12/20/16 | 9 | 1-2 | .500 | 0-0 | .000 | 0-1 | .000 | 0 | 1 | 1 | 1.6 | 0 | 0 | 0 | 0 | 1 | 2 | 2.4 | |
| vs Sam Houston State | 12/22/16 | 11 | 1-2 | .500 | 0-0 | .000 | 2-4 | .500 | 0 | 2 | 2 | 1.6 | 2 | 0 | 1 | 1 | 2 | 4 | 2.6 | |
| FLORIDA | 12/29/16 | 3 | 0-0 | .000 | 0-0 | .000 | 0-0 | .000 | 0 | 1 | 1 | 1.5 | 0 | 0 | 1 | 0 | 0 | 0 | 2.4 | |
| at Tennessee | 01/03/17 | dnp | - | - | - | - | - | - | - | - | - | - | - | - | - | - | - | - | - | - |
| at Kentucky | 01/07/17 | 4 | 0-0 | .000 | 0-0 | .000 | 0-0 | .000 | 0 | 0 | 0 | 1.4 | 1 | 1 | 0 | 0 | 1 | 0 | 2.2 | |
| MISSISSIPPI STATE | 01/10/17 | 1 | 0-0 | .000 | 0-0 | .000 | 0-0 | .000 | 0 | 0 | 0 | 1.3 | 0 | 0 | 0 | 0 | 0 | 0 | 2.0 | |
| MISSOURI | 01/14/17 | 4 | 0-1 | .000 | 0-0 | .000 | 0-0 | .000 | 1 | 0 | 1 | 1.3 | 0 | 0 | 0 | 0 | 0 | 0 | 1.9 | |
| at Texas A&M | 01/17/17 | dnp | - | - | - | - | - | - | - | - | - | - | - | - | - | - | - | - | - | - |
| LSU | 01/21/17 | 8 | 0-0 | .000 | 0-0 | .000 | 0-0 | .000 | 1 | 3 | 4 | 1.5 | 2 | 1 | 0 | 0 | 0 | 0 | 1.7 | |
| at Vanderbilt | 01/24/17 | dnp | - | - | - | - | - | - | - | - | - | - | - | - | - | - | - | - | - | - |
| at Oklahoma State | 01/28/17 | 12 | 1-1 | 1.000 | 0-0 | .000 | 0-0 | .000 | 0 | 4 | 4 | 1.6 | 1 | 1 | 0 | 0 | 0 | 2 | 1.8 | |
| ALABAMA | 02/01/17 | 11 | 3-3 | 1.000 | 0-0 | .000 | 1-3 | .333 | 1 | 2 | 3 | 1.7 | 3 | 0 | 0 | 1 | 1 | 7 | 2.1 | |
| at Missouri | 02/04/17 | 4 | 0-0 | .000 | 0-0 | .000 | 0-0 | .000 | 0 | 1 | 1 | 1.7 | 1 | 0 | 0 | 0 | 0 | 0 | 1.9 | |
| VANDERBILT | 02/07/17 | 15 | 2-4 | .500 | 0-0 | .000 | 0-0 | .000 | 2 | 2 | 4 | 1.8 | 2 | 0 | 0 | 2 | 1 | 4 | 2.1 | |
| at LSU | 02/11/17 | 9 | 1-2 | .500 | 0-0 | .000 | 0-2 | .000 | 0 | 0 | 0 | 1.7 | 0 | 0 | 0 | 1 | 0 | 2 | 2.1 | |
| at South Carolina | 02/15/17 | 6 | 0-1 | .000 | 0-0 | .000 | 0-0 | .000 | 0 | 0 | 0 | 1.6 | 0 | 0 | 0 | 0 | 1 | 0 | 2.0 | |
| OLE MISS | 02/18/17 | 3 | 1-3 | .333 | 0-0 | .000 | 0-1 | .000 | 1 | 0 | 1 | 1.6 | 1 | 0 | 0 | 0 | 0 | 2 | 2.0 | |
| TEXAS A&M | 02/22/17 | 7 | 0-1 | .000 | 0-0 | .000 | 1-2 | .500 | 0 | 0 | 0 | 1.5 | 1 | 0 | 0 | 0 | 2 | 1 | 1.9 | |
| at Auburn | 02/25/17 | 3 | 0-0 | .000 | 0-0 | .000 | 0-0 | .000 | 0 | 0 | 0 | 1.5 | 1 | 0 | 0 | 0 | 0 | 0 | 1.8 | |
| at Florida | 03/01/17 | dnp | - | - | - | - | - | - | - | - | - | - | - | - | - | - | - | - | - | - |
| GEORGIA | 03/04/17 | 2 | 1-1 | 1.000 | 0-0 | .000 | 0-0 | .000 | 0 | 0 | 0 | 1.4 | 0 | 0 | 0 | 0 | 0 | 2 | 1.8 | |
| vs Ole Miss | 03/10/17 | dnp | - | - | - | - | - | - | - | - | - | - | - | - | - | - | - | - | - | - |
| vs Vanderbilt | 03/11/17 | 7 | 0-1 | .000 | 0-0 | .000 | 0-0 | .000 | 0 | 0 | 0 | 1.3 | 1 | 0 | 0 | 0 | 0 | 0 | 1.8 | |
| vs Kentucky | 03/12/17 | dnp | - | - | - | - | - | - | - | - | - | - | - | - | - | - | - | - | - | - |
| vs Seton Hall | 3/17/17 | dnp | - | - | - | - | - | - | - | - | - | - | - | - | - | - | - | - | - | - |
| Totals | | 2 | 181 | 20-35 | .571 | 0-0 | .000 | 6-19 | .316 | 13 | 22 | 35 | 1.3 | 26 | 7 | 10 | 7 | 11 | 46 | 1.8 |

Games played: 26
Minutes/game: 7.0
Points/game: 1.8
FG Pct: 57.1
FT Pct: 31.6

Rebounds/game: 1.3
Assists/game: 0.3
Turnovers/game: 0.4
Assist/turnover ratio: 0.7
Steals/game: 0.4
Blocks/game: 0.3

» SEASON/CAREER HIGHS »

POINTS

Season: 14 vs. Austin Peay (12/3/16)
Career: 14 vs. Austin Peay (12/3/16)

FIELD GOALS

Season: 7 vs. Austin Peay (12/3/16)
Career: 7 vs. Austin Peay (12/3/16)

FIELD GOALS ATTEMPTED

Season: 8 vs. Austin Peay (12/3/16)
Career: 8 vs. Austin Peay (12/3/16)

3-POINT FIELD GOALS

Season: --
Career: --

3-POINT FG ATTEMPTS

Season: --
Career: --

FREE THROWS MADE

Season: 2 vs. Sam Houston State (12/22/16)
Career: 2 vs. Sam Houston State (12/22/16)

FREE THROWS ATTEMPTS

Season: 4 vs. Sam Houston State (12/22/16)
Career: 4 vs. Sam Houston State (12/22/16)

REBOUNDS

Season: 7 vs. Austin Peay (12/3/16)
Career: 7 vs. Austin Peay (12/3/16)

ASSISTS

Season: 2 vs. Austin Peay (12/3/16)
Career: 2 vs. Austin Peay (12/3/16)

STEALS

Season: 2 (2x) last vs. Texas A&M (2/22/17)
Career: 2 (2x) last vs. Texas A&M (2/22/17)

BLOCKS

Season: 2 (2x) last vs. Vanderbilt (2/7/17)
Career: 2 (2x) last vs. Vanderbilt (2/7/17)

MINUTES

Season: 18 vs. Austin Peay (12/3/16)
Career: 18 vs. Austin Peay (12/3/16)

» CAREER STATISTICS AT ARKANSAS »

| | | | Total | | 3-Point | | F-Throws | | Rebounds | | | | | | | | | | | Scoring | |
|---------|-------|---------|--------|------|---------|------|----------|------|----------|-----|-----|-----|----|----|-----|----|-----|-----|-----|---------|--|
| Season | gp-gs | min/avg | fg-fga | pct | fg-fga | pct | ft-fa | pct | off | def | tot | avg | pf | fo | ast | to | blk | stl | pts | avg | |
| 2016-17 | 26-2 | 181/7.0 | 20-35 | .571 | 0-0 | .000 | 6-19 | .316 | 13 | 22 | 35 | 1.3 | 26 | 0 | 7 | 10 | 7 | 11 | 46 | 1.8 | |
| TOTAL | 26-2 | 181/7.0 | 20-35 | .571 | 0-0 | .000 | 6-19 | .316 | 13 | 22 | 35 | 1.3 | 26 | 0 | 7 | 10 | 7 | 11 | 46 | 1.8 | |



at forward... a six-eight junior... from St. Louis, Missouri... number five...

ARLANDO COOK



>> @ballxbooks NEWS & NOTES >>

- Had eight points in the first half at Auburn, going 3-for-3 from the floor and 2-for-2 from the charity stripe.
- Had a season-high seven rebounds at Texas A&M in Arkansas' comeback win over the Aggies on Jan. 17.
- Has a rebound in 27 of the last 30 games and has scored in 24 of 35 games this season.
- Had a career-high three blocks and six rebounds against Sam Houston State in 15 minutes of action.
- Went 4-for-4 from the charity stripe in the final two minutes against Texas.
- Junior college transfer from Connors State College
- Ranked as the No. 6 junior college transfer in the 2016 class.
- Averaged 16.0 points and 10.1 rebounds per game last season as a sophomore at Connors State College.

>> GAME-BY-GAME STATS >>

| Opponent | Date | gs | min | Total | | 3-Pointers | | Free throws | | Rebounds | | | | pf | a | t/o | blk | stl | pts | avg |
|----------------------|----------|----|-----|--------|-------|------------|------|-------------|-------|----------|-----|-----|-----|----|----|-----|-----|-----|-----|-----|
| | | | | fg-fga | pct | 3fg-fga | pct | ft-fa | pct | off | def | tot | avg | | | | | | | |
| FORT WAYNE | 11/11/16 | 5 | | 0-0 | .000 | 0-0 | .000 | 0-0 | .000 | 0 | 0 | 0 | 0.0 | 3 | 0 | 2 | 0 | 0 | 0 | 0.0 |
| SOUTHERN ILLINOIS | 11/14/16 | 13 | | 4-8 | .500 | 0-0 | .000 | 1-1 | 1.000 | 0 | 2 | 2 | 1.0 | 0 | 0 | 1 | 1 | 1 | 9 | 4.5 |
| UT ARLINGTON | 11/18/16 | 13 | | 0-2 | .000 | 0-0 | .000 | 1-2 | .500 | 1 | 0 | 1 | 1.0 | 0 | 0 | 1 | 1 | 1 | 1 | 3.3 |
| at Minnesota | 11/22/16 | 14 | | 2-3 | .667 | 0-0 | .000 | 0-0 | .000 | 0 | 0 | 0 | 0.8 | 4 | 0 | 3 | 1 | 1 | 4 | 3.5 |
| MOUNT ST. MARY'S | 11/28/16 | 13 | | 1-4 | .250 | 0-0 | .000 | 1-2 | .500 | 0 | 2 | 2 | 1.0 | 1 | 1 | 0 | 0 | 0 | 3 | 3.4 |
| STEPHEN F. AUSTIN | 12/01/16 | 9 | | 1-2 | .500 | 0-0 | .000 | 0-0 | .000 | 1 | 0 | 1 | 1.0 | 0 | 0 | 0 | 0 | 0 | 2 | 3.2 |
| AUSTIN PEAY | 12/03/16 | 15 | | 2-4 | .500 | 0-0 | .000 | 0-0 | .000 | 3 | 0 | 3 | 1.3 | 1 | 2 | 0 | 0 | 1 | 4 | 3.3 |
| HOUSTON | 12/06/16 | 10 | | 0-1 | .000 | 0-0 | .000 | 0-0 | .000 | 1 | 0 | 1 | 1.3 | 0 | 0 | 0 | 0 | 0 | 0 | 2.9 |
| NORTH FLORIDA | 12/10/16 | 12 | | 2-4 | .500 | 0-0 | .000 | 0-0 | .000 | 3 | 1 | 4 | 1.6 | 2 | 0 | 1 | 0 | 2 | 4 | 3.0 |
| vs Texas | 12/17/16 | 17 | | 1-1 | 1.000 | 0-0 | .000 | 4-4 | 1.000 | 0 | 2 | 2 | 1.6 | 4 | 1 | 0 | 1 | 1 | 6 | 3.3 |
| NORTH DAKOTA STATE | 12/20/16 | 13 | | 1-3 | .333 | 0-0 | .000 | 2-2 | 1.000 | 1 | 2 | 3 | 1.7 | 0 | 1 | 0 | 0 | 0 | 4 | 3.4 |
| vs Sam Houston State | 12/22/16 | 15 | | 2-3 | .667 | 0-0 | .000 | 0-0 | .000 | 0 | 6 | 6 | 2.1 | 3 | 0 | 1 | 3 | 0 | 4 | 3.4 |
| FLORIDA | 12/29/16 | 21 | | 2-5 | .400 | 0-0 | .000 | 4-4 | 1.000 | 0 | 2 | 2 | 2.1 | 3 | 1 | 1 | 1 | 0 | 8 | 3.8 |
| at Tennessee | 01/03/17 | * | 11 | 0-2 | .000 | 0-0 | .000 | 1-2 | .500 | 1 | 2 | 3 | 2.1 | 3 | 0 | 1 | 0 | 0 | 1 | 3.6 |
| at Kentucky | 01/07/17 | * | 15 | 3-5 | .600 | 0-0 | .000 | 0-0 | .000 | 0 | 1 | 1 | 2.1 | 0 | 0 | 0 | 0 | 1 | 6 | 3.7 |
| MISSISSIPPI STATE | 01/10/17 | * | 11 | 1-3 | .333 | 0-0 | .000 | 1-2 | .500 | 1 | 2 | 3 | 2.1 | 2 | 1 | 1 | 0 | 0 | 3 | 3.7 |
| MISSOURI | 01/14/17 | 7 | | 0-0 | .000 | 0-0 | .000 | 0-0 | .000 | 0 | 1 | 1 | 2.1 | 0 | 0 | 0 | 0 | 0 | 0 | 3.5 |
| at Texas A&M | 01/17/17 | 21 | | 3-4 | .750 | 0-0 | .000 | 0-1 | .000 | 2 | 5 | 7 | 2.3 | 4 | 2 | 0 | 1 | 2 | 6 | 3.6 |
| LSU | 01/21/17 | * | 19 | 2-3 | .667 | 0-0 | .000 | 4-7 | .571 | 2 | 4 | 6 | 2.5 | 5 | 2 | 2 | 0 | 0 | 8 | 3.8 |
| at Vanderbilt | 01/24/17 | * | 12 | 1-5 | .200 | 0-0 | .000 | 0-0 | .000 | 3 | 1 | 4 | 2.6 | 2 | 0 | 0 | 0 | 0 | 2 | 3.8 |
| at Oklahoma State | 01/28/17 | * | 7 | 0-2 | .000 | 0-0 | .000 | 0-0 | .000 | 1 | 0 | 1 | 2.5 | 1 | 0 | 2 | 0 | 0 | 0 | 3.6 |
| ALABAMA | 02/01/17 | * | 11 | 1-1 | 1.000 | 0-0 | .000 | 0-0 | .000 | 1 | 0 | 1 | 2.5 | 3 | 0 | 2 | 0 | 0 | 2 | 3.5 |
| at Missouri | 02/04/17 | 10 | | 2-5 | .400 | 0-0 | .000 | 1-4 | .250 | 4 | 1 | 5 | 2.6 | 1 | 0 | 0 | 0 | 0 | 5 | 3.6 |
| VANDERBILT | 02/07/17 | 3 | | 0-0 | .000 | 0-0 | .000 | 0-0 | .000 | 0 | 1 | 1 | 2.5 | 0 | 0 | 0 | 0 | 0 | 0 | 3.4 |
| at LSU | 02/11/17 | 5 | | 0-2 | .000 | 0-0 | .000 | 0-0 | .000 | 0 | 2 | 2 | 2.5 | 1 | 0 | 0 | 1 | 0 | 0 | 3.3 |
| at South Carolina | 02/15/17 | 2 | | 0-0 | .000 | 0-0 | .000 | 0-0 | .000 | 0 | 0 | 0 | 2.4 | 2 | 0 | 0 | 0 | 0 | 0 | 3.2 |
| OLE MISS | 02/18/17 | 7 | | 0-1 | .000 | 0-0 | .000 | 0-0 | .000 | 0 | 3 | 3 | 2.4 | 1 | 0 | 0 | 0 | 0 | 0 | 3.0 |
| TEXAS A&M | 02/22/17 | 7 | | 2-2 | 1.000 | 0-0 | .000 | 0-0 | .000 | 0 | 0 | 0 | 2.3 | 1 | 0 | 1 | 0 | 0 | 4 | 3.1 |
| at Auburn | 02/25/17 | 19 | | 3-3 | 1.000 | 0-0 | .000 | 2-2 | 1.000 | 0 | 4 | 4 | 2.4 | 3 | 1 | 1 | 0 | 0 | 8 | 3.2 |
| at Florida | 03/01/17 | 12 | | 1-2 | .500 | 0-0 | .000 | 0-0 | .000 | 0 | 1 | 1 | 2.3 | 0 | 0 | 0 | 0 | 0 | 2 | 3.2 |
| GEORGIA | 03/04/17 | 15 | | 1-1 | 1.000 | 0-0 | .000 | 2-2 | 1.000 | 0 | 3 | 3 | 2.4 | 4 | 0 | 3 | 1 | 0 | 4 | 3.2 |
| vs Ole Miss | 03/10/17 | 14 | | 1-5 | .200 | 0-0 | .000 | 0-0 | .000 | 3 | 2 | 5 | 2.4 | 2 | 0 | 0 | 0 | 1 | 2 | 3.2 |
| vs Vanderbilt | 03/11/17 | 9 | | 0-1 | .000 | 0-0 | .000 | 0-0 | .000 | 0 | 3 | 3 | 2.5 | 4 | 0 | 0 | 0 | 0 | 0 | 3.1 |
| vs Kentucky | 03/12/17 | 8 | | 0-1 | .000 | 0-0 | .000 | 0-2 | .000 | 1 | 1 | 2 | 2.4 | 0 | 0 | 0 | 0 | 0 | 0 | 3.0 |
| vs Seton Hall | 3/17/17 | 6 | | 0-1 | .000 | 0-0 | .000 | 0-0 | .000 | 0 | 0 | 0 | 2.4 | 2 | 0 | 0 | 0 | 0 | 0 | 2.9 |
| Totals | | 7 | 401 | 39-89 | .438 | 0-0 | .000 | 24-37 | .649 | 29 | 54 | 83 | 2.4 | 62 | 12 | 23 | 13 | 10 | 102 | 2.9 |

Games played: 35
Minutes/game: 11.5
Points/game: 2.9
FG Pct: 43.8
FT Pct: 64.9

Rebounds/game: 2.4
Assists/game: 0.3
Turnovers/game: 0.7
Assist/turnover ratio: 0.5
Steals/game: 0.3
Blocks/game: 0.4

>> SEASON/CAREER HIGHS >>

POINTS

Season: 9 vs. Southern Illinois (11/14/16)

Career: 9 vs. Southern Illinois (11/14/16)

FIELD GOALS

Season: 4 vs. Southern Illinois (11/14/16)

Career: 4 vs. Southern Illinois (11/14/16)

FIELD GOALS ATTEMPTED

Season: 8 vs. Southern Illinois (11/14/16)

Career: 8 vs. Southern Illinois (11/14/16)

3-POINT FIELD GOALS

Season: --

Career: --

3-POINT FG ATTEMPTS

Season: --

Career: --

FREE THROWS MADE

Season: 4 (3x) last vs. LSU (1/21/17)

Career: 4 (3x) last vs. LSU (1/21/17)

FREE THROWS ATTEMPTS

Season: 7 vs. LSU (1/21/17)

Career: 7 vs. LSU (1/21/17)

REBOUNDS

Season: 7 at Texas A&M (1/17/17)

Career: 7 at Texas A&M (1/17/17)

ASSISTS

Season: 2 (3x) last vs. LSU (1/21/17)

Career: 2 (3x) last vs. LSU (1/21/17)

STEALS

Season: 2 (2x) last at Texas A&M (1/17/17)

Career: 2 (2x) last at Texas A&M (1/17/17)

BLOCKS

Season: 3 vs. Sam Houston State (12/22/16)

Career: 3 vs. Sam Houston State (12/22/16)

MINUTES

Season: 21 (2x) last at Texas A&M (1/17/17)

Career: 21 (2x) last at Texas A&M (1/17/17)

>> CAREER STATISTICS AT ARKANSAS >>

| | | | Total | | 3-Point | | F-Throws | | Rebounds | | | | | | | | | | | Scoring | |
|---------|-------|----------|--------|------|---------|------|----------|------|----------|-----|-----|-----|----|----|-----|----|-----|-----|-----|---------|--|
| Season | gp-gs | min/avg | fg-fga | pct | fg-fga | pct | ft-fa | pct | off | def | tot | avg | pf | fo | ast | to | blk | stl | pts | avg | |
| 2016-17 | 35-7 | 401/11.5 | 39-89 | .438 | 0-0 | .000 | 24-37 | .649 | 29 | 54 | 83 | 2.4 | 62 | 1 | 12 | 23 | 13 | 10 | 102 | 2.9 | |
| TOTAL | 35-7 | 401/11.5 | 39-89 | .438 | 0-0 | .000 | 24-37 | .649 | 29 | 54 | 83 | 2.4 | 62 | 1 | 12 | 23 | 13 | 10 | 102 | 2.9 | |

at forward... a **six-eight** freshman... from Fort Wayne, **Indiana**... number **twelve**...

BRACHENHAZEN



» @Brachen_ NEWS & NOTES »

- Pulled down a career-high five rebounds in only seven minutes against Sam Houston State.
- Tipped in his first points as a Razorback against Austin Peay off an offensive rebound.
- Saw his first action as a Razorback against Southern Illinois.
- Ranked the No. 7 player in the state of Indiana.
- No. 50 small forward in the 2016 class by 247Sports.
- Averaged 16.1 points, 9.3 rebounds, 2.6 assists, 1.4 steals and 1.8 blocks per game as a senior at Columbia City High School.

» GAME-BY-GAME STATS »

| Opponent | Date | gs | min | Total fg-fga | pct | 3-Pointers 3fg-fga | pct | Free throws ft-fa | pct | Rebounds off def tot | avg | pf | a | t/o | blk | stl | pts | avg |
|----------------------|----------|-----|-----|-----------------|------|-----------------------|------|----------------------|------|-------------------------|-----|-----|-----|-----|-----|-----|-----|-------|
| FORT WAYNE | 11/11/16 | dnp | - | - | - | - | - | - | - | - | - | - | - | - | - | - | - | - |
| SOUTHERN ILLINOIS | 11/14/16 | 8 | 0-0 | .000 | 0-0 | .000 | 0-0 | .000 | 1 | 1 | 2 | 2.0 | 3 | 0 | 4 | 0 | 0 | 0.0 |
| UT ARLINGTON | 11/18/16 | dnp | - | - | - | - | - | - | - | - | - | - | - | - | - | - | - | - |
| at Minnesota | 11/22/16 | 3 | 0-0 | .000 | 0-0 | .000 | 0-0 | .000 | 0 | 0 | 0 | 1.0 | 0 | 0 | 0 | 0 | 0 | 0.0 |
| MOUNT ST. MARY'S | 11/28/16 | 1 | 0-0 | .000 | 0-0 | .000 | 0-2 | .000 | 0 | 0 | 0 | 0.7 | 0 | 0 | 0 | 0 | 0 | 0.0 |
| STEPHEN F. AUSTIN | 12/01/16 | 2 | 0-0 | .000 | 0-0 | .000 | 0-0 | .000 | 0 | 1 | 1 | 0.8 | 0 | 0 | 0 | 0 | 0 | 0.0 |
| AUSTIN PEAY | 12/03/16 | 9 | 1-2 | .500 | 0-0 | .000 | 0-0 | .000 | 1 | 0 | 1 | 0.8 | 1 | 0 | 0 | 0 | 2 | 0.4 |
| HOUSTON | 12/06/16 | dnp | - | - | - | - | - | - | - | - | - | - | - | - | - | - | - | - |
| NORTH FLORIDA | 12/10/16 | 1 | 0-0 | .000 | 0-0 | .000 | 0-0 | .000 | 0 | 0 | 0 | 0.7 | 0 | 0 | 0 | 0 | 0 | 0.3 |
| vs Texas | 12/17/16 | dnp | - | - | - | - | - | - | - | - | - | - | - | - | - | - | - | - |
| NORTH DAKOTA STATE | 12/20/16 | 1 | 0-0 | .000 | 0-0 | .000 | 1-2 | .500 | 0 | 0 | 0 | 0.6 | 0 | 0 | 0 | 0 | 1 | 0.4 |
| vs Sam Houston State | 12/22/16 | 7 | 0-2 | .000 | 0-1 | .000 | 0-0 | .000 | 0 | 5 | 5 | 1.1 | 1 | 1 | 0 | 0 | 0 | 0.4 |
| FLORIDA | 12/29/16 | dnp | - | - | - | - | - | - | - | - | - | - | - | - | - | - | - | - |
| at Tennessee | 01/03/17 | dnp | - | - | - | - | - | - | - | - | - | - | - | - | - | - | - | - |
| at Kentucky | 01/07/17 | 1 | 0-0 | .000 | 0-0 | .000 | 0-0 | .000 | 0 | 0 | 0 | 1.0 | 0 | 0 | 0 | 0 | 0 | 0.3 |
| MISSISSIPPI STATE | 01/10/17 | dnp | - | - | - | - | - | - | - | - | - | - | - | - | - | - | - | - |
| MISSOURI | 01/14/17 | 1 | 0-0 | .000 | 0-0 | .000 | 0-0 | .000 | 0 | 1 | 1 | 1.0 | 0 | 0 | 0 | 0 | 0 | 0.3 |
| at Texas A&M | 01/17/17 | dnp | - | - | - | - | - | - | - | - | - | - | - | - | - | - | - | - |
| LSU | 01/21/17 | dnp | - | - | - | - | - | - | - | - | - | - | - | - | - | - | - | - |
| at Vanderbilt | 01/24/17 | dnp | - | - | - | - | - | - | - | - | - | - | - | - | - | - | - | - |
| at Oklahoma State | 01/28/17 | dnp | - | - | - | - | - | - | - | - | - | - | - | - | - | - | - | - |
| ALABAMA | 02/01/17 | 3 | 0-1 | .000 | 0-0 | .000 | 0-0 | .000 | 0 | 0 | 0 | 0.9 | 0 | 0 | 0 | 0 | 0 | 0.3 |
| at Missouri | 02/04/17 | dnp | - | - | - | - | - | - | - | - | - | - | - | - | - | - | - | - |
| VANDERBILT | 02/07/17 | dnp | - | - | - | - | - | - | - | - | - | - | - | - | - | - | - | - |
| at LSU | 02/11/17 | dnp | - | - | - | - | - | - | - | - | - | - | - | - | - | - | - | - |
| at South Carolina | 02/15/17 | dnp | - | - | - | - | - | - | - | - | - | - | - | - | - | - | - | - |
| OLE MISS | 02/18/17 | 2 | 0-1 | .000 | 0-1 | .000 | 0-0 | .000 | 0 | 1 | 1 | 0.9 | 0 | 1 | 0 | 0 | 0 | 0.3 |
| TEXAS A&M | 02/22/17 | dnp | - | - | - | - | - | - | - | - | - | - | - | - | - | - | - | - |
| at Auburn | 02/25/17 | dnp | - | - | - | - | - | - | - | - | - | - | - | - | - | - | - | - |
| at Florida | 03/01/17 | dnp | - | - | - | - | - | - | - | - | - | - | - | - | - | - | - | - |
| GEORGIA | 03/04/17 | 2 | 0-0 | .000 | 0-0 | .000 | 0-0 | .000 | 0 | 1 | 1 | 0.9 | 0 | 0 | 0 | 0 | 0 | 0.2 |
| vs Ole Miss | 03/10/17 | dnp | - | - | - | - | - | - | - | - | - | - | - | - | - | - | - | - |
| vs Vanderbilt | 03/11/17 | dnp | - | - | - | - | - | - | - | - | - | - | - | - | - | - | - | - |
| vs Kentucky | 03/12/17 | 1 | 0-0 | .000 | 0-0 | .000 | 0-0 | .000 | 0 | 0 | 0 | 0.9 | 0 | 0 | 0 | 0 | 0 | 0.2 |
| vs Seton Hall | 3/17/17 | dnp | - | - | - | - | - | - | - | - | - | - | - | - | - | - | - | - |
| Totals | | 0 | 42 | 1-6 | .167 | 0-2 | .000 | 1-4 | .250 | 2 | 10 | 12 | 0.9 | 5 | 2 | 4 | 0 | 3 0.2 |

Games played: 14
Minutes/game: 3.0
Points/game: 0.2
FG Pct: 16.7
3FG Pct: 0.0
FT Pct: 25.0

Rebounds/game: 0.9
Assists/game: 0.1
Turnovers/game: 0.3
Assist/turnover ratio: 0.5

» SEASON/CAREER HIGHS »

POINTS

Season: 2 vs. Austin Peay (12/3/16)

Career: 2 vs. Austin Peay (12/3/16)

FIELD GOALS

Season: 1 vs. Austin Peay (12/3/16)

Career: 1 vs. Austin Peay (12/3/16)

FIELD GOALS ATTEMPTED

Season: 2 (2x) last vs. Sam Houston State (12/22/16)

Career: 2 (2x) last vs. Sam Houston State (12/22/16)

3-POINT FIELD GOALS

Season: --

Career: --

3-POINT FG ATTEMPTS

Season: 1 vs. Sam Houston State (12/22/16)

Career: 1 vs. Sam Houston State (12/22/16)

FREE THROWS MADE

Season: 1 vs. North Dakota State (12/20/16)

Career: 1 vs. North Dakota State (12/20/16)

FREE THROWS ATTEMPTS

Season: 2 (2x) last vs. North Dakota State (12/20/16)

Career: 2 (2x) last vs. North Dakota State (12/20/16)

REBOUNDS

Season: 5 vs. Sam Houston State (12/22/16)

Career: 5 vs. Sam Houston State (12/22/16)

ASSISTS

Season: 1 vs. Sam Houston State (12/22/16)

Career: 1 vs. Sam Houston State (12/22/16)

STEALS

Season:

Career:

BLOCKS

Season:

Career:

MINUTES

Season: 9 vs. Austin Peay (12/3/16)

Career: 9 vs. Austin Peay (12/3/16)

» CAREER STATISTICS AT ARKANSAS »

| Season | gp-gs | min/avg | Total fg-fga | pct | 3-Point fg-fga | pct | F-Throws ft-fa | pct | Rebounds off def tot | avg | pf | fo | ast | to | blk | stl | Scoring pts | avg |
|---------|-------|---------|-----------------|------|-------------------|------|-------------------|------|-------------------------|-----|----|-----|-----|----|-----|-----|----------------|-------|
| 2016-17 | 14-0 | 42/3.0 | 1-6 | .167 | 0-2 | .000 | 1-4 | .250 | 2 | 10 | 12 | 0.9 | 5 | 0 | 2 | 4 | 0 | 3 0.2 |
| TOTAL | 14-0 | 42/3.0 | 1-6 | .167 | 0-2 | .000 | 1-4 | .250 | 2 | 10 | 12 | 0.9 | 5 | 0 | 2 | 4 | 0 | 3 0.2 |

at forward... a **six-eight** redshirt junior... from Texarkana, **Texas**... number **thirteen**...

DUSTINTHOMAS



@YehThatsMe_DT13 NEWS & NOTES »

- Was a big factor in Arkansas' first round win, going 6-of-9 from the field to tie his career high with 13 pts.
- Scoring nine points off the bench at LSU on Feb. 11 and pulled down a career and team-high nine rebounds to go along with three steals.
- Has an assist in 21 games this season.
- Has 3+ rebounds in 22 games this season, including 12 of the last 16.
- Pulled down seven first half rebounds against Sam Houston State, including two on the offensive end.
- Tied a career-high with four assists against Austin Peay.
- Scored nine first-half points against Mount St. Mary's to lead the team at the break.
- Sat out last season due to NCAA four-year transfer rules.
- Averaged 4.0 points and 2.5 rebounds per game over two years at Colorado.
- Scored a career-high 17 points and three steals against Southern California his sophomore year.

» GAME-BY-GAME STATS »

| Opponent | Date | gs | min | Total | | 3-Pointers | | Free throws | | Rebounds | | | pf | a | t/o | blk | stl | pts | avg | | |
|----------------------|----------|----|-----|--------|--------|------------|-------|-------------|-------|----------|-----|-----|-----|-----|-----|-----|-----|-----|------|-----|-----|
| | | | | fg-fga | pct | 3fg-fga | pct | ft-fa | pct | off | def | tot | | | | | | | | avg | |
| FORT WAYNE | 11/11/16 | * | 18 | 4-6 | .667 | 0-0 | .000 | 2-3 | .667 | 1 | 5 | 6 | 6.0 | 5 | 0 | 3 | 0 | 10 | 10.0 | | |
| SOUTHERN ILLINOIS | 11/14/16 | * | 18 | 1-3 | .333 | 0-0 | .000 | 0-0 | .000 | 1 | 0 | 1 | 3.5 | 1 | 4 | 0 | 1 | 2 | 6.0 | | |
| UT ARLINGTON | 11/18/16 | * | 28 | 1-3 | .333 | 0-0 | .000 | 6-8 | .750 | 2 | 4 | 6 | 4.3 | 4 | 2 | 1 | 1 | 2 | 8.7 | | |
| at Minnesota | 11/22/16 | * | 12 | 1-5 | .200 | 0-0 | .000 | 3-4 | .750 | 1 | 1 | 2 | 3.8 | 4 | 0 | 1 | 0 | 5 | 6.3 | | |
| MOUNT ST. MARY'S | 11/28/16 | * | 23 | 6-7 | .857 | 1-1 | 1.000 | 0-0 | .000 | 1 | 4 | 5 | 4.0 | 3 | 1 | 0 | 0 | 13 | 7.6 | | |
| STEPHEN F. AUSTIN | 12/01/16 | * | 21 | 4-8 | .500 | 0-0 | .000 | 1-2 | .500 | 2 | 0 | 2 | 3.7 | 2 | 1 | 2 | 0 | 9 | 7.8 | | |
| AUSTIN PEAY | 12/03/16 | * | 16 | 3-6 | .500 | 0-1 | .000 | 1-2 | .500 | 0 | 3 | 3 | 3.6 | 2 | 4 | 1 | 0 | 7 | 7.7 | | |
| HOUSTON | 12/06/16 | * | 23 | 4-7 | .571 | 0-0 | .000 | 3-4 | .750 | 2 | 3 | 5 | 3.8 | 4 | 3 | 1 | 1 | 11 | 8.1 | | |
| NORTH FLORIDA | 12/10/16 | * | 22 | 2-5 | .400 | 0-0 | .000 | 4-4 | 1.000 | 2 | 6 | 8 | 4.2 | 1 | 3 | 1 | 0 | 8 | 8.1 | | |
| vs Texas | 12/17/16 | * | 21 | 0-3 | .000 | 0-0 | .000 | 0-0 | .000 | 2 | 1 | 3 | 4.1 | 4 | 0 | 0 | 1 | 0 | 7.3 | | |
| NORTH DAKOTA STATE | 12/20/16 | * | 13 | 2-6 | .333 | 0-0 | .000 | 2-2 | 1.000 | 2 | 0 | 2 | 3.9 | 4 | 0 | 0 | 0 | 6 | 7.2 | | |
| vs Sam Houston State | 12/22/16 | * | 17 | 1-3 | .333 | 0-0 | .000 | 4-6 | .667 | 2 | 5 | 7 | 4.2 | 1 | 1 | 0 | 0 | 1 | 6.7 | | |
| FLORIDA | 12/29/16 | * | 12 | 1-4 | .250 | 0-0 | .000 | 0-0 | .000 | 0 | 2 | 2 | 4.0 | 3 | 2 | 2 | 0 | 2 | 6.7 | | |
| at Tennessee | 01/03/17 | | 26 | 2-4 | .500 | 0-0 | .000 | 2-2 | 1.000 | 0 | 7 | 7 | 4.2 | 5 | 0 | 1 | 0 | 2 | 6.6 | | |
| at Kentucky | 01/07/17 | | 7 | 0-2 | .000 | 0-0 | .000 | 0-0 | .000 | 1 | 1 | 2 | 4.1 | 4 | 1 | 0 | 0 | 0 | 6.2 | | |
| MISSISSIPPI STATE | 01/10/17 | | 26 | 2-4 | .500 | 0-0 | .000 | 4-8 | .500 | 4 | 3 | 7 | 4.3 | 1 | 0 | 1 | 0 | 1 | 8.6 | | |
| MISSOURI | 01/14/17 | * | 18 | 1-3 | .333 | 0-0 | .000 | 1-2 | .500 | 0 | 2 | 2 | 4.1 | 4 | 0 | 1 | 0 | 3 | 6.1 | | |
| at Texas A&M | 01/17/17 | * | 19 | 2-4 | .500 | 0-0 | .000 | 0-0 | .000 | 0 | 2 | 2 | 4.0 | 3 | 2 | 1 | 0 | 4 | 6.0 | | |
| LSU | 01/21/17 | | 6 | 1-2 | .500 | 0-0 | .000 | 0-0 | .000 | 2 | 2 | 4 | 4.0 | 4 | 0 | 1 | 0 | 2 | 5.8 | | |
| at Vanderbilt | 01/24/17 | | 16 | 1-2 | .500 | 0-0 | .000 | 0-0 | .000 | 0 | 3 | 3 | 4.0 | 3 | 0 | 0 | 1 | 2 | 5.6 | | |
| at Oklahoma State | 01/28/17 | | 17 | 3-3 | 1.000 | 0-0 | .000 | 3-3 | 1.000 | 3 | 2 | 5 | 4.0 | 2 | 1 | 2 | 0 | 2 | 9.5 | | |
| ALABAMA | 02/01/17 | | 13 | 1-4 | .250 | 0-0 | .000 | 0-2 | .000 | 2 | 3 | 5 | 4.0 | 5 | 1 | 0 | 0 | 2 | 5.6 | | |
| at Missouri | 02/04/17 | * | 14 | 1-1 | 1.000 | 0-0 | .000 | 1-1 | 1.000 | 1 | 5 | 6 | 4.1 | 2 | 0 | 2 | 0 | 3 | 5.5 | | |
| VANDERBILT | 02/07/17 | * | 5 | 2-2 | 1.000 | 0-0 | .000 | 0-0 | .000 | 0 | 0 | 0 | 4.0 | 0 | 0 | 0 | 0 | 1 | 4.5 | | |
| at LSU | 02/11/17 | | 26 | 4-6 | .667 | 0-1 | .000 | 1-2 | .500 | 2 | 7 | 9 | 4.2 | 3 | 1 | 1 | 0 | 3 | 9.6 | | |
| at South Carolina | 02/15/17 | | 26 | 1-4 | .250 | 0-1 | .000 | 0-0 | .000 | 1 | 3 | 4 | 4.2 | 5 | 2 | 2 | 1 | 1 | 2.5 | | |
| OLE MISS | 02/18/17 | * | 18 | 0-4 | .000 | 0-1 | .000 | 3-4 | .750 | 1 | 3 | 4 | 4.1 | 4 | 1 | 0 | 0 | 3 | 5.3 | | |
| TEXAS A&M | 02/22/17 | * | 20 | 4-6 | .667 | 0-0 | .000 | 1-2 | .500 | 3 | 2 | 5 | 4.2 | 2 | 0 | 0 | 0 | 1 | 9.5 | | |
| at Auburn | 02/25/17 | * | 13 | 2-4 | .500 | 0-0 | .000 | 0-0 | .000 | 2 | 1 | 3 | 4.1 | 4 | 1 | 1 | 0 | 1 | 4.5 | | |
| at Florida | 03/01/17 | * | 22 | 1-3 | .333 | 0-0 | .000 | 1-2 | .500 | 0 | 2 | 2 | 4.1 | 2 | 1 | 3 | 1 | 0 | 3.3 | | |
| GEORGIA | 03/04/17 | * | 15 | 3-3 | 1.000 | 0-0 | .000 | 0-0 | .000 | 0 | 1 | 1 | 4.0 | 3 | 1 | 0 | 1 | 0 | 6.5 | | |
| vs Ole Miss | 03/10/17 | * | 14 | 1-3 | .333 | 0-0 | .000 | 2-4 | .500 | 0 | 2 | 2 | 3.9 | 0 | 0 | 2 | 0 | 1 | 4.3 | | |
| vs Vanderbilt | 03/11/17 | * | 17 | 1-5 | .200 | 0-0 | .000 | 0-1 | .000 | 0 | 1 | 1 | 3.8 | 1 | 3 | 2 | 1 | 1 | 2.5 | | |
| vs Kentucky | 03/12/17 | * | 21 | 2-3 | .667 | 0-0 | .000 | 0-0 | .000 | 1 | 2 | 3 | 3.8 | 3 | 0 | 2 | 0 | 1 | 4.5 | | |
| vs Seton Hall | 3/17/17 | * | 31 | 6-9 | .667 | 0-0 | .000 | 1-2 | .500 | 2 | 3 | 5 | 3.8 | 3 | 2 | 1 | 1 | 1 | 13.5 | | |
| Totals | | | 26 | 634 | 71-147 | .483 | 1-5 | .200 | 46-70 | .657 | 43 | 91 | 134 | 3.8 | 101 | 38 | 35 | 9 | 23 | 189 | 5.4 |

Games played: 35
Minutes/game: 18.1
Points/game: 5.4
FG Pct: 48.3
3FG Pct: 20.0
FT Pct: 65.7

Rebounds/game: 3.8
Assists/game: 1.1
Turnovers/game: 1.0
Assist/turnover ratio: 1.1
Steals/game: 0.7
Blocks/game: 0.3

» SEASON/CAREER HIGHS »

POINTS

Season: 13 (2x) last vs. Seton Hall (3/17/17)
Career: 17 vs. USC (01/04/15)^

FIELD GOALS

Season: 6 (2x) last vs. Seton Hall (3/17/17)
Career: 6 (2x) last vs. Seton Hall (3/17/17)

FIELD GOALS ATTEMPTED

Season: 9 vs. Seton Hall (3/17/17)
Career: 9 vs. Seton Hall (3/17/17)

3-POINT FIELD GOALS

Season: 1 vs. Mount St. Mary's (11/28/16)
Career: 3 vs. USC (Jan. 4, 2015)^

3-POINT FG ATTEMPTS

Season: 1 (3x) last vs. Ole Miss (2/18/17)
Career: 3 (3x) last vs. USC (01/04/15)^

FREE THROWS MADE

Season: 6 vs. UT Arlington (11/18/16)
Career: 6 vs. UT Arlington (11/18/16)

FREE THROWS ATTEMPTS

Season: 8 (2x) last vs. Mississippi State (1/10/17)
Career: 8 (3x) last vs. Mississippi State (1/10/17)

REBOUNDS

Season: 9 at LSU (2/11/17)
Career: 9 at LSU (2/11/17)

ASSISTS

Season: 4 (2x) last vs. Austin Peay (12/3/16)
Career: 4 (2x) last vs. Southern Illinois (11/14/16)

STEALS

Season: 3 at LSU (2/11/17)
Career: 3 (2x) last at LSU (2/11/17)

BLOCKS

Season: 1 (8x) last vs. Seton Hall (3/17/17)
Career: 2 (2x) last vs. California (02/12/15)^

MINUTES

Season: 31 vs. Seton Hall (3/17/17)
Career: 31 vs. Seton Hall (3/17/17)

^ - at Colorado

» CAREER STATISTICS AT ARKANSAS »

| | | | Total | | 3-Point | | F-Throws | | Rebounds | | | | | | | | | | | Scoring | |
|---------|-------|----------|--------|------|---------|------|----------|------|----------|-----|-----|-----|-----|----|-----|----|-----|-----|-----|---------|--|
| Season | gp-gs | min/avg | fg-fga | pct | fg-fga | pct | ft-fa | pct | off | def | tot | avg | pf | fo | ast | to | blk | stl | pts | avg | |
| 2016-17 | 35-26 | 634/18.1 | 71-147 | .483 | 1-5 | .200 | 46-70 | .657 | 43 | 91 | 134 | 3.8 | 101 | 4 | 38 | 35 | 9 | 23 | 189 | 5.4 | |
| TOTAL | 35-26 | 634/18.1 | 71-147 | .483 | 1-5 | .200 | 46-70 | .657 | 43 | 91 | 134 | 3.8 | 101 | 4 | 38 | 35 | 9 | 23 | 189 | 5.4 | |

at guard... a six-three senior... from Fayetteville, Arkansas... number twenty-one...

MANNY WATKINS



>> @ManualeWatkins NEWS & NOTES >>

- Has just 20 turnovers in 773 minutes this season, averaging one turnover per 38.65 minutes of action.
- Scored a season-high 13 points, to go along with three rebounds, two steals and two assists in Arkansas' win over Texas A&M on Feb. 22.
- Tied a career-high with five assists in Arkansas' win over Ole Miss on Feb. 18.
- Clinched a road victory at No. 21 South Carolina on a jumper with 23 seconds left as the shot clock expired.
- Scored 10 pts in the first half against Alabama to record his second double-digit scoring effort of the season.
- Was 0-of-8 from behind the arc in his first 92 games as a Razorback, before sinking 13-of-28 (.464) attempts over the last 19 games, including a 3-for-3 performance at Texas A&M on Jan. 17.
- Tied for the team lead with 43 steals.
- The 6-3 guard is second on the team in rebounding at 3.9 per game.
- After having six double-digit scoring efforts in his first 76 games, he opened the 2016-17 campaign with a 10-point effort against Fort Wayne.
- Son of Associate Head Coach Melvin Watkins.
- Averaged 5.1 points and 3.0 rebounds per game as a junior.

>> GAME-BY-GAME STATS >>

| Opponent | Date | gs | min | Total fg-fga | pct | 3-Pointers fg-fga | pct | Free throws ft-fa | pct | Rebounds off def tot | avg | pf | a | t/o | blk | stl | pts | avg |
|----------------------|----------|------|-----|-----------------|------|----------------------|------|----------------------|------|-------------------------|-----|-----|-----|-----|-----|-----|-----|------|
| FORT WAYNE | 11/11/16 | 27 | 5-6 | .833 | 0-0 | .000 | 0-0 | .000 | 0 | 3 | 3 | 3.0 | 2 | 2 | 0 | 0 | 10 | 10.0 |
| SOUTHERN ILLINOIS | 11/14/16 | 21 | 2-5 | .400 | 0-0 | .000 | 0-0 | .000 | 2 | 1 | 3 | 3.0 | 2 | 4 | 0 | 0 | 4 | 7.0 |
| UT ARLINGTON | 11/18/16 | 20 | 3-5 | .600 | 0-0 | .000 | 1-1 | 1.000 | 1 | 2 | 3 | 3.0 | 0 | 1 | 0 | 0 | 7 | 7.0 |
| at Minnesota | 11/22/16 | 22 | 2-6 | .333 | 0-0 | .000 | 0-0 | .000 | 2 | 2 | 4 | 3.3 | 3 | 1 | 1 | 0 | 3 | 4 |
| MOUNT ST. MARY'S | 11/28/16 | * 22 | 4-6 | .667 | 0-0 | .000 | 0-0 | .000 | 2 | 4 | 6 | 3.8 | 0 | 4 | 0 | 0 | 2 | 8 |
| STEPHEN F. AUSTIN | 12/01/16 | * 21 | 4-7 | .571 | 0-0 | .000 | 0-0 | .000 | 1 | 6 | 7 | 4.3 | 2 | 1 | 1 | 0 | 2 | 8 |
| AUSTIN PEAY | 12/03/16 | * 16 | 1-2 | .500 | 0-0 | .000 | 2-2 | 1.000 | 0 | 1 | 1 | 3.9 | 0 | 3 | 0 | 0 | 1 | 4 |
| HOUSTON | 12/06/16 | * 27 | 2-6 | .333 | 0-0 | .000 | 2-2 | 1.000 | 1 | 6 | 7 | 4.3 | 1 | 4 | 0 | 0 | 1 | 6 |
| NORTH FLORIDA | 12/10/16 | * 22 | 2-6 | .333 | 0-0 | .000 | 3-4 | .750 | 2 | 2 | 4 | 4.2 | 2 | 4 | 2 | 0 | 3 | 7 |
| vs Texas | 12/17/16 | * 20 | 3-4 | .750 | 0-0 | .000 | 0-0 | .000 | 1 | 3 | 4 | 4.2 | 2 | 0 | 1 | 0 | 1 | 6 |
| NORTH DAKOTA STATE | 12/20/16 | * 25 | 1-2 | .500 | 0-0 | .000 | 2-2 | 1.000 | 0 | 6 | 6 | 4.4 | 1 | 2 | 1 | 0 | 3 | 4 |
| vs Sam Houston State | 12/22/16 | * 16 | 1-1 | 1.000 | 0-0 | .000 | 0-1 | .000 | 0 | 2 | 2 | 4.2 | 2 | 1 | 1 | 0 | 2 | 5.8 |
| FLORIDA | 12/29/16 | * 23 | 2-5 | .400 | 0-0 | .000 | 0-0 | .000 | 3 | 3 | 6 | 4.3 | 2 | 2 | 0 | 0 | 0 | 4 |
| at Tennessee | 01/03/17 | * 21 | 4-6 | .667 | 0-0 | .000 | 0-2 | .000 | 1 | 2 | 3 | 4.2 | 1 | 0 | 1 | 0 | 0 | 8 |
| at Kentucky | 01/07/17 | * 32 | 4-6 | .667 | 0-0 | .000 | 0-0 | .000 | 1 | 6 | 7 | 4.4 | 3 | 1 | 0 | 0 | 0 | 8 |
| MISSISSIPPI STATE | 01/10/17 | * 18 | 1-2 | .500 | 0-0 | .000 | 0-0 | .000 | 0 | 0 | 0 | 4.1 | 1 | 2 | 1 | 0 | 2 | 5.8 |
| MISSOURI | 01/14/17 | 22 | 3-6 | .500 | 1-4 | .250 | 1-2 | .500 | 1 | 1 | 2 | 4.0 | 3 | 1 | 0 | 0 | 8 | 5.9 |
| at Texas A&M | 01/17/17 | 23 | 3-5 | .600 | 3-3 | 1.000 | 0-0 | .000 | 1 | 5 | 6 | 4.1 | 2 | 2 | 2 | 0 | 3 | 9 |
| LSU | 01/21/17 | 2 | 0-0 | .000 | 0-0 | .000 | 0-0 | .000 | 0 | 0 | 0 | 3.9 | 0 | 1 | 0 | 0 | 0 | 5.7 |
| at Vanderbilt | 01/24/17 | 21 | 1-3 | .333 | 0-1 | .000 | 0-0 | .000 | 1 | 1 | 2 | 3.8 | 4 | 1 | 1 | 0 | 1 | 2 |
| at Oklahoma State | 01/28/17 | 17 | 2-3 | .667 | 1-2 | .500 | 0-1 | .000 | 0 | 0 | 0 | 3.6 | 4 | 0 | 0 | 0 | 1 | 5 |
| ALABAMA | 02/01/17 | 21 | 2-5 | .400 | 2-4 | .500 | 4-8 | .500 | 1 | 3 | 4 | 3.6 | 0 | 2 | 0 | 0 | 3 | 10 |
| at Missouri | 02/04/17 | 22 | 4-5 | .800 | 1-1 | 1.000 | 0-1 | .000 | 1 | 5 | 6 | 3.7 | 3 | 2 | 0 | 0 | 1 | 9 |
| VANDERBILT | 02/07/17 | 25 | 3-6 | .500 | 0-1 | .000 | 0-0 | .000 | 1 | 3 | 4 | 3.8 | 0 | 2 | 0 | 0 | 0 | 6 |
| at LSU | 02/11/17 | 14 | 2-2 | 1.000 | 1-1 | 1.000 | 0-0 | .000 | 0 | 3 | 3 | 3.7 | 3 | 2 | 1 | 0 | 2 | 5 |
| at South Carolina | 02/15/17 | * 27 | 3-4 | .750 | 0-0 | .000 | 0-0 | .000 | 2 | 2 | 4 | 3.7 | 3 | 3 | 1 | 1 | 0 | 6 |
| OLE MISS | 02/18/17 | * 26 | 3-6 | .500 | 0-1 | .000 | 0-0 | .000 | 2 | 2 | 4 | 3.7 | 2 | 5 | 1 | 0 | 0 | 6 |
| TEXAS A&M | 02/22/17 | * 25 | 5-8 | .625 | 1-2 | .500 | 2-2 | 1.000 | 2 | 1 | 3 | 3.7 | 0 | 2 | 0 | 0 | 2 | 13 |
| at Auburn | 02/25/17 | * 26 | 1-2 | .500 | 0-0 | .000 | 0-0 | .000 | 1 | 4 | 5 | 3.8 | 4 | 0 | 0 | 0 | 1 | 2 |
| at Florida | 03/01/17 | * 29 | 1-4 | .250 | 0-2 | .000 | 0-0 | .000 | 1 | 4 | 5 | 3.8 | 2 | 1 | 0 | 0 | 1 | 2 |
| GEORGIA | 03/04/17 | * 28 | 6-8 | .750 | 0-0 | .000 | 0-1 | .000 | 2 | 3 | 5 | 3.8 | 3 | 2 | 2 | 0 | 1 | 12 |
| vs Ole Miss | 03/10/17 | * 22 | 4-6 | .667 | 1-1 | 1.000 | 0-0 | .000 | 1 | 5 | 6 | 3.9 | 3 | 0 | 0 | 0 | 2 | 9 |
| vs Vanderbilt | 03/11/17 | * 27 | 4-5 | .800 | 1-1 | 1.000 | 0-0 | .000 | 1 | 4 | 5 | 3.9 | 0 | 4 | 0 | 0 | 0 | 9 |
| vs Kentucky | 03/12/17 | * 24 | 3-5 | .600 | 1-3 | .333 | 0-1 | .000 | 2 | 2 | 4 | 3.9 | 4 | 2 | 3 | 0 | 2 | 7 |
| vs Seton Hall | 3/17/17 | * 19 | 0-3 | .000 | 0-1 | .000 | 0-0 | .000 | 0 | 1 | 1 | 3.9 | 4 | 2 | 0 | 0 | 1 | 0 |
| Totals | | 22 | 773 | 91-161 | .565 | 13-28 | .464 | 17-30 | .567 | 37 | 98 | 135 | 3.9 | 68 | 20 | 1 | 43 | 212 |

Games played: 35
Minutes/game: 22.1
Points/game: 6.1
FG Pct: 56.5
3FG Pct: 46.4
FT Pct: 56.7

Rebounds/game: 3.9
Assists/game: 1.9
Turnovers/game: 0.6
Assist/turnover ratio: 3.3
Steals/game: 1.2
Blocks/game: 0.0

>> CAREER STATISTICS AT ARKANSAS >>

| Season | gp-gs | min/avg | Total fg-fga | pct | 3-Point fg-fga | pct | F-Throws ft-fa | pct | Rebounds off def tot | avg | pf | fo | ast | to | blk | stl | Scoring pts | avg |
|---------|--------|-----------|-----------------|------|-------------------|------|-------------------|------|-------------------------|-----|-----|-----|-----|----|-----|-----|----------------|-----|
| 2013-14 | 8-0 | 27/3.4 | 2-3 | .667 | 0-0 | .000 | 1-2 | .500 | 1 | 3 | 4 | 0.5 | 2 | 0 | 1 | 2 | 0 | 3 |
| 2014-15 | 36-0 | 502/13.9 | 38-68 | .559 | 0-7 | .000 | 17-24 | .708 | 17 | 56 | 73 | 2.0 | 54 | 0 | 39 | 28 | 0 | 37 |
| 2015-16 | 32-9 | 629/19.7 | 69-145 | .476 | 0-1 | .000 | 25-46 | .543 | 29 | 67 | 96 | 3.0 | 55 | 1 | 66 | 24 | 3 | 28 |
| 2016-17 | 35-22 | 773/22.1 | 91-161 | .565 | 13-28 | .464 | 17-30 | .567 | 37 | 98 | 135 | 3.9 | 68 | 0 | 66 | 20 | 1 | 43 |
| TOTAL | 111-31 | 1931/17.4 | 200-377 | .531 | 13-36 | .361 | 60-102 | .588 | 84 | 224 | 308 | 2.8 | 179 | 1 | 172 | 74 | 4 | 111 |

>> SEASON/CAREER HIGHS >>

POINTS

Season: 13 vs. Texas A&M (2/22/17)

Career: 14 (2x) last at Wake Forest (12/04/15)

FIELD GOALS

Season: 6 vs. Georgia (3/4/17)

Career: 6 (2x) last vs. Georgia (3/4/17)

FIELD GOALS ATTEMPTED

Season: 8 (2x) last vs. Georgia (3/4/17)

Career: 10 at Texas A&M (01/02/16)

3-POINT FIELD GOALS

Season: 3 at Texas A&M (1/17/17)

Career: 3 at Texas A&M (1/17/17)

3-POINT FG ATTEMPTS

Season: 4 (2x) last vs. Alabama (2/1/17)

Career: 4 (2x) last vs. Alabama (2/1/17)

FREE THROWS MADE

Season: 4 vs. Alabama (2/1/17)

Career: 4 (2x) last vs. Alabama (2/1/17)

FREE THROWS ATTEMPTS

Season: 8 vs. Alabama (2/1/17)

Career: 8 vs. Alabama (2/1/17)

REBOUNDS

Season: 7 (3x) last at No. 6 Kentucky (1/7/17)

Career: 9 vs. Northwestern State (12/01/15)

ASSISTS

Season: 5 vs. Ole Miss (2/18/17)

Career: 5 (3x) last vs. Ole Miss (2/18/17)

STEALS

Season: 3 (5x) last vs. Alabama (2/1/17)

Career: 5 vs. Wake Forest (11/19/14)

BLOCKS

Season: 1 at South Carolina (2/15/17)

Career: 1 (3x) last vs. Auburn (02/17/16)

MINUTES

Season: 32 at No. 6 Kentucky (1/7/17)

Career: 36 at Dayton (12/30/15)

at guard... a **six-five** freshman... from Birmingham, **Alabama**... number **twenty-three**...

C.J. JONES



» @CJ_Jones2 NEWS & NOTES »

- Hit a career-high three 3-pointers against Austin Peay, tying a career-high with 11 points. Also swatted three shots in the 99-62 victory.
- Saw his first action in the Southern Illinois game, scoring 11 points on 2-of-4 shooting from behind the arc, 3-of-5 from the field.
- His first two baskets as a Razorback were a wide open 3-pointer 33 seconds after subbing in, followed by an alley-oop dunk from Anton Beard shortly after.
- Sat out the season opener due to an injury (sprained knee).
- Ranked as the No. 6 player in the state of Alabama.
- Led his high school team in scoring his final two seasons.
- Averaged 28 points, 6 rebounds, 4 assists and 3 steals per game as a senior.

» GAME-BY-GAME STATS »

| Opponent | Date | gs | min | Total | | 3-Pointers | | Free throws | | Rebounds | | | | | | | | | | | |
|----------------------|----------|-----|-----|--------|-------|------------|-------|-------------|-------|----------|-----|-----|-----|----|---|-----|-----|-----|-----|------|--|
| | | | | fg-fga | pct | 3fg-fga | pct | ft-fga | pct | off | def | tot | avg | pf | a | t/o | blk | stl | pts | avg | |
| FORT WAYNE | 11/11/16 | dnp | | - | - | - | - | - | - | - | - | - | - | - | - | - | - | - | - | - | |
| SOUTHERN ILLINOIS | 11/14/16 | 17 | | 3-5 | .600 | 2-4 | .500 | 3-3 | 1.000 | 0 | 2 | 2 | 2.0 | 2 | 0 | 0 | 0 | 0 | 11 | 11.0 | |
| UT ARLINGTON | 11/18/16 | dnp | | - | - | - | - | - | - | - | - | - | - | - | - | - | - | - | - | - | |
| at Minnesota | 11/22/16 | 4 | | 0-0 | .000 | 0-0 | .000 | 0-0 | .000 | 0 | 0 | 0 | 1.0 | 1 | 0 | 1 | 0 | 0 | 0 | 5.5 | |
| MOUNT ST. MARY'S | 11/28/16 | 14 | | 1-4 | .250 | 1-3 | .333 | 2-2 | 1.000 | 0 | 1 | 1 | 1.0 | 1 | 1 | 1 | 0 | 0 | 5 | 5.3 | |
| STEPHEN F. AUSTIN | 12/01/16 | 11 | | 2-5 | .400 | 2-2 | 1.000 | 0-0 | .000 | 0 | 1 | 1 | 1.0 | 1 | 1 | 1 | 1 | 0 | 6 | 5.5 | |
| AUSTIN PEAY | 12/03/16 | 15 | | 4-6 | .667 | 3-4 | .750 | 0-0 | .000 | 0 | 0 | 0 | 0.8 | 2 | 2 | 0 | 3 | 0 | 11 | 6.6 | |
| HOUSTON | 12/06/16 | 7 | | 1-2 | .500 | 1-2 | .500 | 0-0 | .000 | 0 | 2 | 2 | 1.0 | 1 | 1 | 0 | 0 | 0 | 3 | 6.0 | |
| NORTH FLORIDA | 12/10/16 | 5 | | 0-1 | .000 | 0-1 | .000 | 0-0 | .000 | 0 | 1 | 1 | 1.0 | 0 | 1 | 0 | 0 | 0 | 0 | 5.1 | |
| vs Texas | 12/17/16 | dnp | | - | - | - | - | - | - | - | - | - | - | - | - | - | - | - | - | - | |
| NORTH DAKOTA STATE | 12/20/16 | 11 | | 0-0 | .000 | 0-0 | .000 | 0-0 | .000 | 0 | 2 | 2 | 1.1 | 0 | 0 | 0 | 1 | 0 | 0 | 4.5 | |
| vs Sam Houston State | 12/22/16 | 14 | | 3-5 | .600 | 1-2 | .500 | 0-2 | .000 | 0 | 1 | 1 | 1.1 | 1 | 0 | 0 | 0 | 0 | 7 | 4.8 | |
| FLORIDA | 12/29/16 | dnp | | - | - | - | - | - | - | - | - | - | - | - | - | - | - | - | - | - | |
| at Tennessee | 01/03/17 | dnp | | - | - | - | - | - | - | - | - | - | - | - | - | - | - | - | - | - | |
| at Kentucky | 01/07/17 | 1 | | 0-0 | .000 | 0-0 | .000 | 0-0 | .000 | 0 | 0 | 0 | 1.0 | 0 | 0 | 0 | 0 | 0 | 0 | 4.3 | |
| MISSISSIPPI STATE | 01/10/17 | 5 | | 0-1 | .000 | 0-1 | .000 | 0-0 | .000 | 0 | 0 | 0 | 0.9 | 0 | 0 | 0 | 0 | 0 | 0 | 3.9 | |
| MISSOURI | 01/14/17 | 5 | | 2-2 | 1.000 | 2-2 | 1.000 | 0-0 | .000 | 0 | 1 | 1 | 0.9 | 1 | 0 | 0 | 0 | 1 | 6 | 4.1 | |
| at Texas A&M | 01/17/17 | dnp | | - | - | - | - | - | - | - | - | - | - | - | - | - | - | - | - | - | |
| LSU | 01/21/17 | 3 | | 0-1 | .000 | 0-1 | .000 | 0-0 | .000 | 0 | 0 | 0 | 0.8 | 1 | 0 | 0 | 0 | 0 | 0 | 3.8 | |
| at Vanderbilt | 01/24/17 | dnp | | - | - | - | - | - | - | - | - | - | - | - | - | - | - | - | - | - | |
| at Oklahoma State | 01/28/17 | 2 | | 0-0 | .000 | 0-0 | .000 | 0-0 | .000 | 0 | 0 | 0 | 0.8 | 0 | 0 | 1 | 0 | 0 | 0 | 3.5 | |
| ALABAMA | 02/01/17 | 4 | | 1-3 | .333 | 0-1 | .000 | 0-0 | .000 | 0 | 0 | 0 | 0.7 | 0 | 0 | 0 | 0 | 0 | 2 | 3.4 | |
| at Missouri | 02/04/17 | dnp | | - | - | - | - | - | - | - | - | - | - | - | - | - | - | - | - | - | |
| VANDERBILT | 02/07/17 | dnp | | - | - | - | - | - | - | - | - | - | - | - | - | - | - | - | - | - | |
| at LSU | 02/11/17 | dnp | | - | - | - | - | - | - | - | - | - | - | - | - | - | - | - | - | - | |
| at South Carolina | 02/15/17 | dnp | | - | - | - | - | - | - | - | - | - | - | - | - | - | - | - | - | - | |
| OLE MISS | 02/18/17 | 2 | | 0-0 | .000 | 0-0 | .000 | 0-0 | .000 | 0 | 0 | 0 | 0.7 | 0 | 0 | 0 | 0 | 0 | 0 | 3.2 | |
| TEXAS A&M | 02/22/17 | 0 | | 0-0 | .000 | 0-0 | .000 | 0-0 | .000 | 0 | 0 | 0 | 0.6 | 0 | 0 | 0 | 0 | 0 | 0 | 3.0 | |
| at Auburn | 02/25/17 | 1 | | 0-0 | .000 | 0-0 | .000 | 0-0 | .000 | 0 | 0 | 0 | 0.6 | 0 | 0 | 0 | 0 | 0 | 0 | 2.8 | |
| at Florida | 03/01/17 | dnp | | - | - | - | - | - | - | - | - | - | - | - | - | - | - | - | - | - | |
| GEORGIA | 03/04/17 | 2 | | 0-1 | .000 | 0-1 | .000 | 0-0 | .000 | 0 | 0 | 0 | 0.6 | 0 | 0 | 0 | 0 | 0 | 0 | 2.7 | |
| vs Ole Miss | 03/10/17 | dnp | | - | - | - | - | - | - | - | - | - | - | - | - | - | - | - | - | - | |
| vs Vanderbilt | 03/11/17 | 2 | | 0-0 | .000 | 0-0 | .000 | 0-0 | .000 | 0 | 1 | 1 | 0.6 | 0 | 0 | 0 | 0 | 0 | 0 | 2.6 | |
| vs Kentucky | 03/12/17 | 1 | | 0-0 | .000 | 0-0 | .000 | 0-0 | .000 | 0 | 1 | 1 | 0.6 | 0 | 0 | 0 | 0 | 0 | 0 | 2.4 | |
| vs Seton Hall | 3/17/17 | dnp | | - | - | - | - | - | - | - | - | - | - | - | - | - | - | - | - | - | |
| Totals | | 0 | 126 | 17-36 | .472 | 12-24 | .500 | 5-7 | .714 | 0 | 13 | 13 | 0.6 | 11 | 6 | 4 | 5 | 1 | 51 | 2.4 | |

Games played: 21
Minutes/game: 6.0
Points/game: 2.4
FG Pct: 47.2
3FG Pct: 50.0
FT Pct: 71.4

Rebounds/game: 0.6
Assists/game: 0.3
Turnovers/game: 0.2
Assist/turnover ratio: 1.5
Steals/game: 0.0
Blocks/game: 0.2

» SEASON/CAREER HIGHS »

POINTS

Season: 11 (2x) last vs. Austin Peay (12/3/16)
Career: 11 (2x) last vs. Austin Peay (12/3/16)

FIELD GOALS

Season: 4 vs. Austin Peay (12/3/16)
Career: 4 vs. Austin Peay (12/3/16)

FIELD GOALS ATTEMPTED

Season: 6 vs. Austin Peay (12/3/16)
Career: 6 vs. Austin Peay (12/3/16)

3-POINT FIELD GOALS

Season: 3 vs. Austin Peay (12/3/16)
Career: 3 vs. Austin Peay (12/3/16)

3-POINT FG ATTEMPTS

Season: 4 (2x) last vs. Austin Peay (12/3/16)
Career: 4 (2x) last vs. Austin Peay (12/3/16)

FREE THROWS MADE

Season: 3 vs. Southern Illinois (11/14/16)
Career: 3 vs. Southern Illinois (11/14/16)

FREE THROWS ATTEMPTS

Season: 3 vs. Southern Illinois (11/14/16)
Career: 3 vs. Southern Illinois (11/14/16)

REBOUNDS

Season: 2 (3x) last vs. North Dakota State (12/20/16)
Career: 2 (3x) last vs. North Dakota State (12/20/16)

ASSISTS

Season: 2 vs. Austin Peay (12/3/16)
Career: 2 vs. Austin Peay (12/3/16)

STEALS

Season: 1 vs. Missouri (1/14/17)
Career: 1 vs. Missouri (1/14/17)

BLOCKS

Season: 3 vs. Austin Peay (12/3/16)
Career: 3 vs. Austin Peay (12/3/16)

MINUTES

Season: 17 vs. Southern Illinois (11/14/16)
Career: 17 vs. Southern Illinois (11/14/16)

» CAREER STATISTICS AT ARKANSAS »

| Season | gp-gs | min/avg | Total fg-fga | pct | 3-Point fg-fga | pct | F-Throws ft-fia | pct | Rebounds off def tot | avg | Scoring pts avg |
|---------|-------|---------|-----------------|------|-------------------|------|--------------------|------|-------------------------|-----|--------------------|
| 2016-17 | 21-0 | 126/6.0 | 17-36 | .472 | 12-24 | .500 | 5-7 | .714 | 0 13 13 | 0.6 | 51 2.4 |
| TOTAL | 21-0 | 126/6.0 | 17-36 | .472 | 12-24 | .500 | 5-7 | .714 | 0 13 13 | 0.6 | 51 2.4 |

at guard... a **six-foot** junior... from North Little Rock, **Arkansas**... number **thirty one**...

ANTON BEARD



» @AntonBeard31 NEWS & NOTES »

- Tied his season high with four steals in the SEC Tournament semifinals victory over Vanderbilt.
- Has an offensive board in 19 games this season.
- Tied a season-high with 16 points against LSU on Jan. 21, shooting 5-of-7 from the field, 2-of-2 from behind the arc and sinking all four free throws.
- His line of 16 points, 7 assists and 0 turnovers against LSU was the first by a Razorback in six seasons.
- Recorded 16 points against Sam Houston State in his hometown of North Little Rock on Dec. 22.
- The six-foot junior has brought down multiple rebounds in five of the last nine games and 3+ rebounds in 12 games this season.
- Scored 12 points in the second half against UT Arlington.
- Scored a career high 18 points at Georgia (1/23/16) last season on 5-of-9 shooting from the field.

» GAME-BY-GAME STATS »

| Opponent | Date | gs | min | Total fg-fga | pct | 3-Pointers fg-fga | pct | Free throws ft-fa | pct | Rebounds off | def | tot | avg | pf | a | t/o | blk | stl | pts | avg |
|----------------------|----------|------|-----|-----------------|------|----------------------|------|----------------------|------|-----------------|-----|-----|-----|----|----|-----|-----|-----|------|-----|
| FORT WAYNE | 11/11/16 | 16 | 4-6 | .667 | 2-3 | .667 | 2-3 | .667 | 0 | 1 | 1 | 1.0 | 4 | 3 | 0 | 0 | 2 | 12 | 12.0 | |
| SOUTHERN ILLINOIS | 11/14/16 | 17 | 2-6 | .333 | 1-4 | .250 | 0-0 | .000 | 1 | 0 | 1 | 1.0 | 1 | 6 | 1 | 0 | 1 | 5 | 8.5 | |
| UT ARLINGTON | 11/18/16 | 18 | 4-8 | .500 | 2-3 | .667 | 2-2 | 1.000 | 1 | 5 | 6 | 2.7 | 2 | 2 | 0 | 0 | 0 | 12 | 9.7 | |
| at Minnesota | 11/22/16 | 20 | 2-6 | .333 | 0-1 | .000 | 0-0 | .000 | 5 | 0 | 5 | 3.3 | 1 | 2 | 1 | 0 | 0 | 4 | 8.3 | |
| MOUNT ST. MARY'S | 11/28/16 | * 23 | 4-8 | .500 | 2-3 | .667 | 1-2 | .500 | 3 | 1 | 4 | 3.4 | 0 | 3 | 1 | 0 | 0 | 11 | 8.8 | |
| STEPHEN F. AUSTIN | 12/01/16 | * 23 | 2-5 | .400 | 0-2 | .000 | 5-6 | .833 | 1 | 2 | 3 | 3.3 | 3 | 3 | 2 | 0 | 4 | 9 | 8.8 | |
| AUSTIN PEAY | 12/03/16 | 17 | 2-9 | .222 | 1-4 | .250 | 2-2 | 1.000 | 2 | 2 | 4 | 3.4 | 2 | 4 | 1 | 0 | 1 | 7 | 8.6 | |
| HOUSTON | 12/06/16 | 24 | 3-6 | .500 | 0-2 | .000 | 3-5 | .600 | 1 | 1 | 2 | 3.3 | 2 | 1 | 1 | 0 | 2 | 9 | 8.6 | |
| NORTH FLORIDA | 12/10/16 | 20 | 3-8 | .375 | 0-3 | .000 | 0-0 | .000 | 0 | 0 | 0 | 2.9 | 0 | 2 | 1 | 0 | 1 | 6 | 8.3 | |
| vs Texas | 12/17/16 | 23 | 2-9 | .222 | 0-2 | .000 | 2-2 | 1.000 | 2 | 3 | 5 | 3.1 | 3 | 2 | 2 | 0 | 0 | 6 | 8.1 | |
| NORTH DAKOTA STATE | 12/20/16 | 24 | 3-7 | .429 | 3-6 | .500 | 2-2 | 1.000 | 0 | 1 | 1 | 2.9 | 3 | 0 | 2 | 0 | 0 | 11 | 8.4 | |
| vs Sam Houston State | 12/22/16 | 18 | 4-6 | .667 | 2-3 | .667 | 6-8 | .750 | 2 | 1 | 3 | 2.9 | 1 | 1 | 0 | 0 | 0 | 16 | 9.0 | |
| FLORIDA | 12/29/16 | 24 | 3-5 | .600 | 1-2 | .500 | 3-3 | 1.000 | 0 | 0 | 0 | 2.7 | 2 | 1 | 2 | 0 | 2 | 10 | 9.1 | |
| at Tennessee | 01/03/17 | 25 | 6-8 | .750 | 0-0 | .000 | 4-5 | .800 | 1 | 2 | 3 | 2.7 | 2 | 2 | 1 | 0 | 1 | 16 | 9.6 | |
| at Kentucky | 01/07/17 | 22 | 1-7 | .143 | 0-2 | .000 | 2-5 | .400 | 0 | 0 | 0 | 2.5 | 4 | 1 | 0 | 0 | 0 | 4 | 9.2 | |
| MISSISSIPPI STATE | 01/10/17 | 26 | 4-9 | .444 | 2-4 | .500 | 1-1 | 1.000 | 1 | 1 | 2 | 2.5 | 2 | 2 | 0 | 0 | 2 | 11 | 9.3 | |
| MISSOURI | 01/14/17 | * 27 | 3-5 | .600 | 1-2 | .500 | 4-4 | 1.000 | 0 | 2 | 2 | 2.5 | 5 | 3 | 4 | 0 | 1 | 11 | 9.4 | |
| at Texas A&M | 01/17/17 | * 21 | 1-3 | .333 | 0-1 | .000 | 0-0 | .000 | 1 | 0 | 1 | 2.4 | 1 | 0 | 2 | 0 | 1 | 2 | 9.0 | |
| LSU | 01/21/17 | * 34 | 5-7 | .714 | 2-2 | 1.000 | 4-4 | 1.000 | 0 | 2 | 2 | 2.4 | 4 | 7 | 0 | 0 | 0 | 16 | 9.4 | |
| at Vanderbilt | 01/24/17 | * 23 | 4-8 | .500 | 2-4 | .500 | 1-5 | .200 | 1 | 2 | 3 | 2.4 | 2 | 0 | 1 | 0 | 2 | 11 | 9.5 | |
| at Oklahoma State | 01/28/17 | * 28 | 3-7 | .429 | 2-3 | .667 | 3-4 | .750 | 0 | 2 | 2 | 2.4 | 3 | 1 | 2 | 0 | 1 | 11 | 9.5 | |
| ALABAMA | 02/01/17 | * 27 | 2-8 | .250 | 1-4 | .250 | 0-0 | .000 | 1 | 3 | 4 | 2.5 | 1 | 2 | 3 | 0 | 1 | 5 | 9.3 | |
| at Missouri | 02/04/17 | * 26 | 2-2 | 1.000 | 1-1 | 1.000 | 0-1 | .000 | 0 | 0 | 0 | 2.3 | 5 | 2 | 1 | 0 | 0 | 5 | 9.1 | |
| VANDERBILT | 02/07/17 | * 28 | 0-8 | .000 | 0-4 | .000 | 0-0 | .000 | 0 | 0 | 0 | 2.3 | 2 | 0 | 0 | 0 | 1 | 0 | 8.8 | |
| at LSU | 02/11/17 | * 24 | 2-3 | .667 | 1-1 | 1.000 | 6-6 | 1.000 | 0 | 1 | 1 | 2.2 | 2 | 4 | 3 | 0 | 2 | 11 | 8.8 | |
| at South Carolina | 02/15/17 | 5 | 0-0 | .000 | 0-0 | .000 | 0-0 | .000 | 1 | 0 | 1 | 2.2 | 0 | 0 | 1 | 0 | 0 | 0 | 8.5 | |
| OLE MISS | 02/18/17 | 20 | 3-8 | .375 | 3-6 | .500 | 2-2 | 1.000 | 1 | 1 | 2 | 2.1 | 1 | 4 | 0 | 0 | 1 | 11 | 8.6 | |
| TEXAS A&M | 02/22/17 | 21 | 2-6 | .333 | 1-4 | .250 | 0-0 | .000 | 1 | 2 | 3 | 2.2 | 1 | 2 | 0 | 0 | 1 | 5 | 8.5 | |
| at Auburn | 02/25/17 | 15 | 0-3 | .000 | 0-2 | .000 | 0-0 | .000 | 1 | 1 | 2 | 2.2 | 1 | 2 | 1 | 0 | 0 | 0 | 8.2 | |
| at Florida | 03/01/17 | 11 | 0-4 | .000 | 0-1 | .000 | 0-0 | .000 | 0 | 0 | 0 | 2.1 | 1 | 0 | 0 | 0 | 1 | 0 | 7.9 | |
| GEORGIA | 03/04/17 | 16 | 3-7 | .429 | 0-2 | .000 | 0-1 | .000 | 1 | 3 | 4 | 2.2 | 2 | 1 | 0 | 0 | 2 | 6 | 7.8 | |
| vs Ole Miss | 03/10/17 | 18 | 2-2 | 1.000 | 0-0 | .000 | 0-0 | .000 | 0 | 2 | 2 | 2.2 | 0 | 1 | 2 | 0 | 1 | 4 | 7.7 | |
| vs Vanderbilt | 03/11/17 | 22 | 1-5 | .200 | 0-2 | .000 | 0-0 | .000 | 0 | 0 | 0 | 2.1 | 1 | 1 | 0 | 0 | 4 | 2 | 7.5 | |
| vs Kentucky | 03/12/17 | 15 | 0-3 | .000 | 0-2 | .000 | 1-2 | .500 | 0 | 0 | 0 | 2.0 | 1 | 0 | 1 | 0 | 1 | 1 | 7.4 | |
| vs Seton Hall | 3/17/17 | 14 | 0-1 | .000 | 0-0 | .000 | 0-0 | .000 | 0 | 1 | 1 | 2.0 | 3 | 2 | 1 | 1 | 2 | 0 | 7.1 | |
| Totals | | 11 | 735 | 82-203 | .404 | 30-85 | .353 | 56-75 | .747 | 28 | 42 | 70 | 2.0 | 68 | 67 | 37 | 1 | 38 | 250 | 7.1 |

Games played: 35
Minutes/game: 21.0
Points/game: 7.1
FG Pct: 40.4
3FG Pct: 35.3
FT Pct: 74.7

Rebounds/game: 2.0
Assists/game: 1.9
Turnovers/game: 1.1
Assist/turnover ratio: 1.8
Steals/game: 1.1
Blocks/game: 0.0

» SEASON/CAREER HIGHS »

POINTS

Season: 16 (3x) last vs. LSU (1/21/17)
Career: 18 at Georgia (1/23/16)

FIELD GOALS

Season: 6 at Tennessee (1/3/17)
Career: 6 at Tennessee (1/3/17)

FIELD GOALS ATTEMPTED

Season: 9 (3x) last vs. Mississippi State (1/10/17)
Career: 13 at Dayton (12/30/15)

3-POINT FIELD GOALS

Season: 3 (2x) last vs. Ole Miss (2/18/17)
Career: 4 at Ole Miss (2/14/15)

3-POINT FG ATTEMPTS

Season: 6 (2x) last vs. Ole Miss (2/18/17)
Career: 7 at Dayton (12/30/15)

FREE THROWS MADE

Season: 6 (2x) last at LSU (2/11/17)
Career: 7 at Georgia (1/23/16)

FREE THROWS ATTEMPTS

Season: 8 vs. Sam Houston State (12/22/16)
Career: 9 at Georgia (1/23/16)

REBOUNDS

Season: 6 vs. UT Arlington (11/18/16)
Career: 7 vs. Delaware State (11/21/15)

ASSISTS

Season: 7 vs. LSU (1/21/17)
Career: 7 vs. LSU (1/21/17)

STEALS

Season: 4 (2x) last vs. Vanderbilt (3/11/17)
Career: 5 vs. Milwaukee (12/22/14)

BLOCKS

Season: 1 vs. Seton Hall (3/17/17)
Career: 1 (2x) last vs. Seton Hall (3/17/17)

MINUTES

Season: 34 vs. LSU (1/21/17)
Career: 34 vs. LSU (1/21/17)

» CAREER STATISTICS AT ARKANSAS »

| Season | gp-gs | min/avg | Total fg-fga | pct | 3-Point fg-fga | pct | F-Throws ft-fa | pct | Rebounds off | def | tot | avg | pf | fo | ast | to | blk | stl | Scoring pts | avg |
|---------|-------|-----------|-----------------|------|-------------------|------|-------------------|------|-----------------|-----|-----|-----|-----|----|-----|----|-----|-----|----------------|-----|
| 2014-15 | 35-16 | 662/18.9 | 66-172 | .384 | 31-88 | .352 | 35-55 | .636 | 31 | 36 | 67 | 1.9 | 84 | 4 | 53 | 32 | 0 | 35 | 198 | 5.7 |
| 2015-16 | 23-1 | 481/20.9 | 57-164 | .348 | 19-66 | .288 | 27-42 | .643 | 13 | 40 | 53 | 2.3 | 53 | 2 | 41 | 17 | 2 | 24 | 160 | 7.0 |
| 2016-17 | 35-11 | 735/21.0 | 82-203 | .404 | 30-85 | .353 | 56-75 | .747 | 28 | 42 | 70 | 2.0 | 68 | 2 | 67 | 37 | 1 | 38 | 250 | 7.1 |
| TOTAL | 93-28 | 1878/20.2 | 205-539 | .380 | 80-239 | .335 | 118-172 | .686 | 72 | 118 | 190 | 2.0 | 205 | 8 | 161 | 86 | 3 | 97 | 608 | 6.5 |

at forward... a six-ten senior... from Abuja, Nigeria... number thirty-three...

MOSES KINGSLEY



>> @KingMoses_ NEWS & NOTES >>

- First player in Razorback history to record at least 23 pts, six rebounds and four blocks in the NCAA Tournament.
- Named All-SEC second team and to the SEC All-Defensive team as voted by the league head coaches.
- Earned USBWA All-District VII honors.
- Recorded his 7th double-double of the season, 24th of his career, in Arkansas' win over Vanderbilt in the semifinals of the SEC Tournament.
- Became the 40th player in school history to hit the century mark in career scoring with a 24-point performance against LSU on Jan. 21.
- Is one of two players (Oliver Miller) in program history to reach 1,000 points, 600 rebounds and 200 blocks.
- Is T-18th in the country with four games of 5-plus blocks and T-8th with 17 games of 3+ blocks.
- The SEC's active leader in career blocked shots (254), Kingsley leads the SEC this season and ranks T-15th in the country with 2.60 blocks per game.
- Is currently second in the SEC in career double-doubles with 24.
- Preseason SEC Player of the Year (Media). Third in school history (Ronnie Brewer/Joe Johnson).

>> GAME-BY-GAME STATS >>

| Opponent | Date | gs | min | Total | | 3-Pointers | | Free throws | | Rebounds | | | | | | | | | | | |
|----------------------|----------|----|-----|--------|---------|------------|-------|-------------|---------|----------|-----|-----|-----|-----|----|-----|-----|-----|-----|------|------|
| | | | | fg-fga | pct | 3fg-fga | pct | ft-fa | pct | off | def | tot | avg | pf | a | t/o | blk | stl | pts | avg | |
| FORT WAYNE | 11/11/16 | * | 28 | 4-9 | .444 | 0-0 | .000 | 1-2 | .500 | 3 | 6 | 9 | 9.0 | 4 | 3 | 0 | 7 | 1 | 9 | 9.0 | |
| SOUTHERN ILLINOIS | 11/14/16 | * | 22 | 4-10 | .400 | 0-1 | .000 | 7-7 | 1.000 | 1 | 6 | 7 | 8.0 | 1 | 0 | 1 | 5 | 1 | 15 | 12.0 | |
| UT ARLINGTON | 11/18/16 | * | 30 | 2-5 | .400 | 0-0 | .000 | 1-2 | .500 | 1 | 2 | 3 | 6.3 | 4 | 1 | 3 | 4 | 1 | 5 | 9.7 | |
| at Minnesota | 11/22/16 | * | 27 | 3-8 | .375 | 0-0 | .000 | 4-5 | .800 | 2 | 8 | 10 | 7.3 | 5 | 0 | 2 | 3 | 1 | 10 | 9.8 | |
| MOUNT ST. MARY'S | 11/28/16 | * | 26 | 3-8 | .375 | 0-0 | .000 | 3-6 | .500 | 5 | 8 | 13 | 8.4 | 3 | 4 | 3 | 1 | 0 | 9 | 9.6 | |
| STEPHEN F. AUSTIN | 12/01/16 | * | 29 | 4-5 | .800 | 0-0 | .000 | 4-5 | .800 | 1 | 5 | 6 | 8.0 | 2 | 2 | 1 | 0 | 2 | 12 | 10.0 | |
| AUSTIN PEAY | 12/03/16 | * | 22 | 4-7 | .571 | 1-1 | 1.000 | 4-4 | 1.000 | 3 | 4 | 7 | 7.9 | 3 | 5 | 4 | 3 | 0 | 13 | 10.4 | |
| HOUSTON | 12/06/16 | * | 27 | 6-9 | .667 | 0-0 | .000 | 2-3 | .667 | 4 | 5 | 9 | 8.0 | 2 | 1 | 3 | 2 | 1 | 14 | 10.9 | |
| NORTH FLORIDA | 12/10/16 | * | 26 | 5-7 | .714 | 0-0 | .000 | 3-4 | .750 | 2 | 8 | 10 | 8.2 | 4 | 1 | 3 | 1 | 0 | 13 | 11.1 | |
| vs Texas | 12/17/16 | * | 32 | 2-8 | .250 | 0-0 | .000 | 3-3 | 1.000 | 1 | 9 | 10 | 8.4 | 1 | 0 | 2 | 5 | 0 | 7 | 10.7 | |
| NORTH DAKOTA STATE | 12/20/16 | * | 27 | 4-10 | .400 | 0-1 | .000 | 3-3 | 1.000 | 1 | 7 | 8 | 8.4 | 3 | 0 | 2 | 1 | 0 | 11 | 10.7 | |
| vs Sam Houston State | 12/22/16 | * | 23 | 5-9 | .556 | 0-0 | .000 | 7-9 | .778 | 3 | 4 | 7 | 8.3 | 1 | 2 | 1 | 3 | 0 | 17 | 11.3 | |
| FLORIDA | 12/29/16 | * | 32 | 5-15 | .333 | 0-0 | .000 | 3-6 | .500 | 5 | 9 | 14 | 8.7 | 3 | 1 | 3 | 4 | 0 | 13 | 11.4 | |
| at Tennessee | 01/03/17 | * | 31 | 3-10 | .300 | 0-0 | .000 | 1-5 | .200 | 0 | 10 | 10 | 8.8 | 1 | 3 | 1 | 3 | 2 | 7 | 11.1 | |
| at Kentucky | 01/07/17 | * | 33 | 4-8 | .500 | 1-1 | 1.000 | 5-5 | 1.000 | 1 | 6 | 7 | 8.7 | 4 | 2 | 2 | 1 | 1 | 14 | 11.3 | |
| MISSISSIPPI STATE | 01/10/17 | * | 29 | 7-12 | .583 | 1-2 | .500 | 4-6 | .667 | 1 | 3 | 4 | 8.4 | 5 | 0 | 2 | 0 | 2 | 19 | 11.8 | |
| MISSOURI | 01/14/17 | * | 28 | 4-9 | .444 | 0-0 | .000 | 2-3 | .667 | 3 | 5 | 8 | 8.4 | 1 | 3 | 4 | 3 | 0 | 10 | 11.6 | |
| at Texas A&M | 01/17/17 | * | 28 | 4-10 | .400 | 1-1 | 1.000 | 3-4 | .750 | 3 | 1 | 4 | 8.1 | 3 | 0 | 3 | 2 | 0 | 12 | 11.7 | |
| LSU | 01/21/17 | * | 29 | 10-18 | .556 | 1-1 | 1.000 | 3-7 | .429 | 3 | 4 | 7 | 8.1 | 2 | 2 | 3 | 1 | 1 | 24 | 12.3 | |
| at Vanderbilt | 01/24/17 | * | 30 | 4-7 | .571 | 0-1 | .000 | 2-3 | .667 | 1 | 10 | 11 | 8.2 | 3 | 1 | 3 | 2 | 1 | 10 | 12.2 | |
| at Oklahoma State | 01/28/17 | * | 27 | 3-11 | .273 | 0-1 | .000 | 4-5 | .800 | 2 | 2 | 4 | 8.0 | 2 | 0 | 0 | 4 | 0 | 10 | 12.1 | |
| ALABAMA | 02/01/17 | * | 27 | 2-4 | .500 | 0-0 | .000 | 11-12 | .917 | 1 | 5 | 6 | 7.9 | 3 | 1 | 2 | 2 | 2 | 15 | 12.2 | |
| at Missouri | 02/04/17 | * | 23 | 1-3 | .333 | 0-0 | .000 | 2-3 | .667 | 1 | 1 | 2 | 7.7 | 3 | 1 | 1 | 1 | 0 | 4 | 11.9 | |
| VANDERBILT | 02/07/17 | * | 34 | 3-7 | .429 | 1-2 | .500 | 4-6 | .667 | 4 | 2 | 6 | 7.6 | 3 | 2 | 2 | 3 | 3 | 11 | 11.8 | |
| at LSU | 02/11/17 | * | 29 | 2-4 | .500 | 0-0 | .000 | 5-6 | .833 | 0 | 5 | 5 | 7.5 | 2 | 2 | 2 | 5 | 0 | 9 | 11.7 | |
| at South Carolina | 02/15/17 | * | 29 | 5-9 | .556 | 0-0 | .000 | 6-7 | .857 | 2 | 5 | 7 | 7.5 | 1 | 1 | 0 | 4 | 0 | 16 | 11.9 | |
| OLE MISS | 02/18/17 | * | 28 | 3-4 | .750 | 0-0 | .000 | 8-8 | 1.000 | 4 | 9 | 13 | 7.7 | 3 | 3 | 1 | 4 | 1 | 14 | 12.0 | |
| TEXAS A&M | 02/22/17 | * | 28 | 3-14 | .214 | 0-0 | .000 | 4-4 | 1.000 | 4 | 6 | 10 | 7.8 | 4 | 1 | 2 | 2 | 0 | 10 | 11.9 | |
| at Auburn | 02/25/17 | * | 15 | 2-6 | .333 | 0-0 | .000 | 4-4 | 1.000 | 2 | 4 | 6 | 7.7 | 4 | 1 | 2 | 2 | 0 | 8 | 11.8 | |
| at Florida | 03/01/17 | * | 31 | 6-12 | .500 | 0-0 | .000 | 5-8 | .625 | 5 | 4 | 9 | 7.7 | 4 | 0 | 1 | 0 | 0 | 17 | 11.9 | |
| GEORGIA | 03/04/17 | * | 25 | 6-11 | .545 | 0-1 | .000 | 3-4 | .750 | 3 | 6 | 9 | 7.8 | 1 | 2 | 1 | 2 | 0 | 15 | 12.0 | |
| vs Ole Miss | 03/10/17 | * | 26 | 3-9 | .333 | 0-1 | .000 | 2-2 | 1.000 | 3 | 3 | 6 | 7.7 | 3 | 1 | 1 | 4 | 0 | 8 | 11.9 | |
| vs Vanderbilt | 03/11/17 | * | 28 | 6-10 | .600 | 0-0 | .000 | 0-0 | .000 | 1 | 12 | 13 | 7.9 | 1 | 0 | 3 | 1 | 1 | 12 | 11.9 | |
| vs Kentucky | 03/12/17 | * | 24 | 3-6 | .500 | 0-0 | .000 | 2-2 | 1.000 | 2 | 4 | 6 | 7.8 | 3 | 0 | 3 | 2 | 0 | 8 | 11.8 | |
| vs Seton Hall | 3/17/17 | * | 33 | 10-13 | .769 | 1-1 | 1.000 | 2-2 | 1.000 | 1 | 5 | 6 | 7.8 | 3 | 2 | 2 | 4 | 1 | 23 | 12.1 | |
| Totals | | | 35 | 966 | 145-307 | .472 | 7-15 | .467 | 127-165 | .770 | 79 | 193 | 272 | 7.8 | 95 | 48 | 69 | 91 | 22 | 424 | 12.1 |

Games played: 35
Minutes/game: 27.6
Points/game: 12.1
FG Pct: 47.2
3FG Pct: 46.7
FT Pct: 77.0

Rebounds/game: 7.8
Assists/game: 1.4
Turnovers/game: 2.0
Assist/turnover ratio: 0.7
Steals/game: 0.6
Blocks/game: 2.6

>> CAREER STATISTICS AT ARKANSAS >>

| | | | Total | | 3-Point | | F-Throws | | Rebounds | | | | | | | | | | | Scoring | |
|---------|--------|-----------|---------|------|---------|------|----------|------|----------|-----|-----|-----|-----|----|-----|-----|-----|-----|------|---------|--|
| Season | gp-gs | min/avg | fg-fga | pct | fg-fga | pct | ft-fa | pct | off | def | tot | avg | pf | fo | ast | to | blk | stl | pts | avg | |
| 2013-14 | 32-0 | 368/11.5 | 43-81 | .531 | 1-2 | .500 | 41-63 | .651 | 39 | 63 | 102 | 3.2 | 41 | 0 | 7 | 14 | 49 | 14 | 128 | 4.0 | |
| 2014-15 | 36-4 | 391/10.9 | 49-101 | .485 | 0-0 | .000 | 33-53 | .623 | 45 | 45 | 90 | 2.5 | 56 | 0 | 11 | 23 | 38 | 15 | 131 | 3.6 | |
| 2015-16 | 32-31 | 945/29.5 | 183-334 | .548 | 0-0 | .000 | 142-223 | .637 | 103 | 196 | 299 | 9.3 | 94 | 4 | 39 | 65 | 76 | 36 | 508 | 15.9 | |
| 2016-17 | 35-35 | 966/27.6 | 145-307 | .472 | 7-15 | .467 | 127-165 | .770 | 79 | 193 | 272 | 7.8 | 95 | 3 | 48 | 69 | 91 | 22 | 424 | 12.1 | |
| TOTAL | 135-70 | 2670/19.8 | 420-823 | .510 | 8-17 | .471 | 343-504 | .681 | 266 | 497 | 763 | 5.7 | 286 | 7 | 105 | 171 | 254 | 87 | 1191 | 8.8 | |

>> SEASON/CAREER HIGHS >>

POINTS

Season: 24 vs. LSU (1/21/17)
Career: 26 at Dayton (12/30/15)

FIELD GOALS

Season: 10 (2x) last vs. Seton Hall (3/17/17)
Career: 11 vs. North Florida (12/22/15)

FIELD GOALS ATTEMPTED

Season: 18 vs. LSU (1/21/17)
Career: 18 vs. LSU (1/21/17)

3-POINT FIELD GOALS

Season: 1 (6x) last vs. Seton Hall (3/17/17)
Career: 1 (7x) last vs. Seton Hall (3/17/17)

3-POINT FG ATTEMPTS

Season: 2 vs. Mississippi State (1/10/17)
Career: 2 vs. Mississippi State (1/10/17)

FREE THROWS MADE

Season: 11 vs. Alabama (2/1/17)
Career: 11 vs. Alabama (2/1/17)

FREE THROWS ATTEMPTS

Season: 12 vs. Alabama (2/1/17)
Career: 14 vs. Auburn (2/17/16)

REBOUNDS

Season: 14 vs. No. 25 Florida (12/29/16)
Career: 14 (3x) last vs. No. 25 Florida (12/29/16)

ASSISTS

Season: 5 vs. Austin Peay (12/3/16)
Career: 5 vs. Austin Peay (12/3/16)

STEALS

Season: 3 vs. Vanderbilt (2/7/17)
Career: 4 (2x) last vs. Auburn (2/17/16)

BLOCKS

Season: 7 vs. Fort Wayne (11/11/16)
Career: 8 vs. Tennessee Tech (12/12/15)

MINUTES

Season: 33 (2x) last vs. Seton Hall (3/17/17)
Career: 40 at Dayton (12/30/15)

GAME 1

Arkansas vs Fort Wayne

Nov. 11, 2016 at 7 p.m. at Fayetteville, Ark. (Bud Walton Arena)

Fort Wayne 83 • 0-1

| # | Player | Total | | 3-Ptr | | Rebounds | | | PF | TP | A TO Blk Stl | | | | Min |
|--------|------------------|--------|--------|--------|-------------|----------|----|--------------|---------|----|--------------|--|--|--|-----|
| | | FG-FGA | FG-FGA | FT-FTA | Off Def Tot | PF | TP | A TO Blk Stl | | | | | | | |
| 02 | Stewart,Deangelo | f | 1-9 | 1-6 | 0-0 | 2 2 4 | 3 | 3 | 0 1 0 | 1 | 22 | | | | |
| 45 | Calhoun,Brent | c | 1-7 | 0-0 | 2-2 | 2 4 6 | 3 | 4 | 0 1 0 | 0 | 25 | | | | |
| 00 | Evans,Mo | g | 5-10 | 1-4 | 2-2 | 0 1 1 | 2 | 13 | 3 4 0 | 1 | 25 | | | | |
| 01 | Scott,Bryson | g | 2-10 | 2-7 | 7-14 | 2 4 6 | 4 | 13 | 3 5 0 | 1 | 27 | | | | |
| 55 | Konchar,John | g | 4-8 | 1-1 | 8-10 | 5 7 12 | 2 | 17 | 4 1 1 | 2 | 37 | | | | |
| 05 | Charles Ruise Jr | | 0-4 | 0-3 | 0-1 | 1 0 1 | 1 | 0 | 0 0 0 | 0 | 12 | | | | |
| 13 | Levitich,Jax | | 0-0 | 0-0 | 0-0 | 0 1 1 | 0 | 0 | 0 0 0 | 0 | 2 | | | | |
| 22 | Taylor,Xzavier | | 5-8 | 0-0 | 2-5 | 3 0 3 | 4 | 12 | 0 0 0 | 0 | 15 | | | | |
| 32 | Harrell,Kason | | 4-7 | 3-6 | 3-4 | 1 2 3 | 1 | 14 | 1 0 1 | 0 | 25 | | | | |
| 34 | Talla,Racine | | 3-6 | 1-1 | 0-2 | 3 0 3 | 4 | 7 | 1 0 0 | 0 | 10 | | | | |
| Team | | | | | 2 3 5 | | | | | | | | | | |
| Totals | | | 25-69 | 9-28 | 24-40 | 21 24 45 | 24 | 83 | 12 12 2 | 5 | 200 | | | | |

FG % 1st Half: 15-37 40.5% 2nd half: 10-32 31.3% Game: 25-69 36.2% Deadball Rebounds 8,3
 3FG % 1st Half: 6-18 33.3% 2nd half: 3-10 30.0% Game: 9-28 32.1%
 FT % 1st Half: 9-18 50.0% 2nd half: 15-22 68.2% Game: 24-40 60.0%

Arkansas 92 • 1-0

| # | Player | Total | | 3-Ptr | | Rebounds | | | PF | TP | A TO Blk Stl | | | | Min |
|--------|------------------|--------|--------|--------|-------------|----------|----|--------------|---------|----|--------------|--|--|--|-----|
| | | FG-FGA | FG-FGA | FT-FTA | Off Def Tot | PF | TP | A TO Blk Stl | | | | | | | |
| 13 | Thomas, Dustin | f | 4-6 | 0-0 | 2-3 | 1 5 6 | 5 | 10 | 0 3 0 | 0 | 18 | | | | |
| 33 | Kingsley, Moses | f | 4-9 | 0-0 | 1-2 | 3 6 9 | 4 | 9 | 3 0 7 | 1 | 28 | | | | |
| 00 | Barford, Jaylen | g | 4-9 | 1-1 | 1-2 | 1 4 5 | 3 | 10 | 4 2 0 | 1 | 27 | | | | |
| 03 | Hannahs, Dusty | g | 7-17 | 1-6 | 8-10 | 1 0 1 | 1 | 23 | 2 1 0 | 1 | 30 | | | | |
| 04 | Macon, Daryl | g | 5-11 | 2-6 | 1-2 | 2 5 7 | 3 | 13 | 5 4 0 | 4 | 33 | | | | |
| 01 | Thompson, Trey | | 2-2 | 0-0 | 1-2 | 0 4 4 | 3 | 5 | 1 0 2 | 0 | 13 | | | | |
| 02 | Bailey, Adrio | | 0-0 | 0-0 | 0-0 | 0 1 1 | 1 | 0 | 0 1 0 | 0 | 3 | | | | |
| 05 | Cook, Arlando | | 0-0 | 0-0 | 0-0 | 0 0 0 | 3 | 0 | 0 2 0 | 0 | 5 | | | | |
| 21 | Watkins, Manuale | | 5-6 | 0-0 | 0-0 | 0 3 3 | 2 | 10 | 2 0 0 | 0 | 27 | | | | |
| 31 | Beard, Anton | | 4-6 | 2-3 | 2-3 | 0 1 1 | 4 | 12 | 3 0 0 | 2 | 16 | | | | |
| Team | | | | | 2 0 2 | | | | | | | | | | |
| Totals | | | 35-66 | 6-16 | 16-24 | 10 29 39 | 29 | 92 | 20 13 9 | 9 | 200 | | | | |

FG % 1st Half: 18-30 60.0% 2nd half: 17-36 47.2% Game: 35-66 53.0% Deadball Rebounds 2,2
 3FG % 1st Half: 5-8 62.5% 2nd half: 1-8 12.5% Game: 6-16 37.5%
 FT % 1st Half: 10-13 76.9% 2nd half: 6-11 54.5% Game: 16-24 66.7%

Officials: Mike Nance, Brian Shey, Rob Rorke
 Technical fouls: Fort Wayne-None. Arkansas-None.
 Attendance: 13787
 Estimated Actual Attendance: 7,504
 Fouled out: Arkansas #13, Thomas (1:35)

| Score by periods | 1st | 2nd | Total |
|------------------|-----|-----|-------|
| Fort Wayne | 45 | 38 | 83 |
| Arkansas | 51 | 41 | 92 |

Last FG - FW 2nd-00:33, AR 2nd-01:00.
 Largest lead - FW by 6 1st-08:06, AR by 15 2nd-02:42.
 FW led for 07:16. AR led for 31:22. Game was tied for 00:52.

Score tied - 4 times.
 Lead changed - 4 times.

GAME 3

Arkansas vs UT Arlington

Nov. 18, 2016 at 7 p.m. at Fayetteville, Ark. (Bud Walton Arena)

UT Arlington 67 • 1-3

| # | Player | Total | | 3-Ptr | | Rebounds | | | PF | TP | A TO Blk Stl | | | | Min |
|--------|-----------------|--------|--------|--------|-------------|----------|----|--------------|---------|----|--------------|--|--|--|-----|
| | | FG-FGA | FG-FGA | FT-FTA | Off Def Tot | PF | TP | A TO Blk Stl | | | | | | | |
| 34 | Pope,Faith | f | 1-5 | 0-1 | 3-4 | 2 3 5 | 3 | 5 | 0 0 1 | 2 | 13 | | | | |
| 45 | Bilbao,Jorge | f | 1-4 | 0-0 | 2-2 | 6 3 9 | 3 | 4 | 0 2 0 | 0 | 28 | | | | |
| 01 | Neal,Erick | g | 5-10 | 2-5 | 3-4 | 1 2 3 | 2 | 15 | 3 4 0 | 2 | 29 | | | | |
| 04 | Charles,Drew | g | 4-6 | 3-5 | 0-0 | 0 1 1 | 1 | 11 | 2 2 0 | 0 | 26 | | | | |
| 10 | Jones,Jalen | g | 3-10 | 3-6 | 1-2 | 2 1 3 | 4 | 10 | 2 1 0 | 0 | 26 | | | | |
| 02 | Bryant,DJ | | 1-2 | 0-1 | 0-0 | 0 0 0 | 2 | 2 | 2 1 0 | 1 | 11 | | | | |
| 03 | Hawkins,Nathan | | 1-2 | 0-1 | 0-0 | 0 1 1 | 3 | 2 | 0 1 1 | 0 | 14 | | | | |
| 05 | Wilson,Kaelon | | 3-8 | 2-5 | 0-0 | 0 2 2 | 1 | 8 | 2 3 1 | 1 | 22 | | | | |
| 13 | Kiris,Erkam | | 0-0 | 0-0 | 0-0 | 0 1 1 | 0 | 0 | 0 0 0 | 0 | 2 | | | | |
| 20 | Harris,Julian | | 1-3 | 0-0 | 0-0 | 1 1 2 | 1 | 2 | 0 0 0 | 0 | 6 | | | | |
| 22 | Kabadyundi,Link | | 0-1 | 0-0 | 0-0 | 0 0 0 | 1 | 0 | 0 0 0 | 0 | 5 | | | | |
| 25 | Hervy,Kevin | | 3-8 | 2-5 | 0-0 | 0 3 3 | 4 | 8 | 1 3 0 | 0 | 18 | | | | |
| Team | | | | | 2 2 4 | | | | | | | | | | |
| Totals | | | 23-59 | 12-29 | 9-12 | 14 20 34 | 25 | 67 | 12 18 3 | 6 | 200 | | | | |

FG % 1st Half: 15-31 48.4% 2nd half: 8-28 28.6% Game: 23-59 39.0% Deadball Rebounds 2,1
 3FG % 1st Half: 8-15 53.3% 2nd half: 4-14 28.6% Game: 12-29 41.4%
 FT % 1st Half: 5-6 83.3% 2nd half: 4-6 66.7% Game: 9-12 75.0%

Arkansas 71 • 3-0

| # | Player | Total | | 3-Ptr | | Rebounds | | | PF | TP | A TO Blk Stl | | | | Min |
|--------|------------------|--------|--------|--------|-------------|----------|----|--------------|---------|----|--------------|--|--|--|-----|
| | | FG-FGA | FG-FGA | FT-FTA | Off Def Tot | PF | TP | A TO Blk Stl | | | | | | | |
| 13 | Thomas, Dustin | f | 1-3 | 0-0 | 6-8 | 2 4 6 | 4 | 8 | 2 1 1 | 2 | 28 | | | | |
| 33 | Kingsley, Moses | c | 2-5 | 0-0 | 1-2 | 1 2 3 | 4 | 5 | 1 3 4 | 1 | 30 | | | | |
| 00 | Barford, Jaylen | g | 6-12 | 1-2 | 4-6 | 3 3 6 | 1 | 17 | 2 6 0 | 3 | 31 | | | | |
| 03 | Hannahs, Dusty | g | 2-10 | 2-7 | 5-6 | 1 0 1 | 1 | 11 | 2 0 0 | 1 | 27 | | | | |
| 04 | Macon, Daryl | g | 2-6 | 0-3 | 3-4 | 0 2 2 | 4 | 7 | 0 1 0 | 2 | 26 | | | | |
| 01 | Thompson, Trey | | 1-2 | 0-0 | 1-1 | 3 1 4 | 2 | 3 | 0 2 0 | 0 | 7 | | | | |
| 05 | Cook, Arlando | | 0-2 | 0-0 | 1-2 | 1 0 1 | 0 | 1 | 0 1 1 | 1 | 13 | | | | |
| 21 | Watkins, Manuale | | 3-5 | 0-0 | 1-1 | 1 2 3 | 0 | 7 | 1 0 0 | 1 | 20 | | | | |
| 31 | Beard, Anton | | 4-8 | 2-3 | 2-2 | 1 5 6 | 2 | 12 | 2 0 0 | 0 | 18 | | | | |
| Team | | | | | 1 2 3 | | | | | | | | | | |
| Totals | | | 21-53 | 5-15 | 24-32 | 14 21 35 | 18 | 71 | 10 14 6 | 11 | 200 | | | | |

FG % 1st Half: 9-29 31.0% 2nd half: 12-24 50.0% Game: 21-53 39.6% Deadball Rebounds 5,2
 3FG % 1st Half: 2-9 22.2% 2nd half: 3-6 50.0% Game: 5-15 33.3%
 FT % 1st Half: 12-15 80.0% 2nd half: 12-17 70.6% Game: 24-32 75.0%

Officials: Olandis Poole, Rusty Phillips, Garrick Shannon
 Technical fouls: UT Arlington-None. Arkansas-None.
 Attendance: 13587
 Estimated Actual Attendance: 6623

| Score by periods | 1st | 2nd | Total |
|------------------|-----|-----|-------|
| UT Arlington | 43 | 24 | 67 |
| Arkansas | 32 | 39 | 71 |

Last FG - UTA 2nd-00:41, AR 2nd-00:58.
 Largest lead - UTA by 17 1st-12:37, AR by 7 2nd-10:36.
 UTA led for 26:34. AR led for 11:37. Game was tied for 01:49.

Score tied - 3 times.
 Lead changed - 1 time.

GAME 2

Arkansas vs Southern Illinois

Nov. 14, 2016 at 7 p.m. at Fayetteville, Ark. (Bud Walton Arena)

Southern Illinois 65 • 0-2

| # | Player | Total | | 3-Ptr | | Rebounds | | | PF | TP | A TO Blk Stl | | | | Min |
|--------|-----------------|--------|--------|--------|-------------|----------|----|--------------|---------|----|--------------|--|--|--|-----|
| | | FG-FGA | FG-FGA | FT-FTA | Off Def Tot | PF | TP | A TO Blk Stl | | | | | | | |
| 33 | O'Brien,Sean | f | 3-8 | 0-1 | 0-0 | 0 2 2 | 4 | 6 | 0 4 0 | 0 | 21 | | | | |
| 40 | Boi,Thik | f | 3-9 | 0-0 | 3-4 | 4 8 12 | 1 | 9 | 1 2 1 | 1 | 28 | | | | |
| 01 | Rodriguez,Mike | g | 0-7 | 0-2 | 4-6 | 1 1 2 | 1 | 4 | 4 1 0 | 1 | 25 | | | | |
| 05 | Vincent,Leo | g | 3-8 | 2-5 | 2-2 | 0 4 4 | 3 | 10 | 1 1 0 | 0 | 31 | | | | |
| 22 | Fletcher,Armon | g | 5-7 | 3-4 | 0-0 | 2 3 5 | 3 | 13 | 1 3 0 | 3 | 32 | | | | |
| 00 | Wiley,Jonathan | | 1-4 | 0-1 | 0-0 | 0 2 2 | 1 | 2 | 0 3 0 | 0 | 9 | | | | |
| 10 | Cook,Aaron | | 1-2 | 0-1 | 4-4 | 0 0 0 | 0 | 6 | 3 1 0 | 2 | 18 | | | | |
| 13 | Lloyd,Sean | | 4-9 | 1-3 | 1-2 | 0 1 1 | 2 | 10 | 0 0 0 | 1 | 15 | | | | |
| 15 | Weihert,Austin | | 1-2 | 0-1 | 1-2 | 0 0 0 | 1 | 3 | 0 2 0 | 0 | 11 | | | | |
| 24 | Stradnieks,Rudy | | 1-4 | 0-0 | 0-0 | 3 0 3 | 0 | 2 | 0 0 0 | 1 | 10 | | | | |
| Team | | | | | 2 1 3 | | | | | | | | | | |
| Totals | | | 22-60 | 6-18 | 15-20 | 12 22 34 | 16 | 65 | 10 17 1 | 9 | 200 | | | | |

FG % 1st Half: 8-33 24.2% 2nd half: 14-27 51.9% Game: 22-60 36.7% Deadball Rebounds 3
 3FG % 1st Half: 3-10 30.0% 2nd half: 3-8 37.5% Game: 6-18 33.3%
 FT % 1st Half: 6-8 75.0% 2nd half: 9-12 75.0% Game: 15-20 75.0%

Arkansas 90 • 2-0

| # | Player | | Total | | 3-Ptr | | Rebounds | | | PF | TP | | | | | Min |
|----|------------------|---|--------|--------|--------|-----|----------|-----|---|----|----|----|-----|-----|---|-----|
| | | | FG-FGA | FG-FGA | FT-FTA | Off | Def | Tot | A | | | TO | Blk | Stl | | |
| 13 | Thomas, Dustin | f | 1-3 | 0-0 | 0-0 | 1 | 0 | 1 | 1 | 2 | 4 | 0 | 0 | 0 | 1 | 18 |
| 33 | Kingsley, Moses | f | 4-10 | 0-1 | 7-7 | 1 | 6 | 7 | 1 | 15 | 0 | 1 | 5 | 1 | 0 | 22 |
| 00 | Barford, Jaylen | g | 4-7 | 1-2 | 0-2 | 0 | 2 | 2 | 2 | 9 | 2 | 2 | 0 | 0 | 0 | 22 |
| 03 | Hannahs, Dusty | g | 5-7 | 5-6 | 4-4 | 1 | 4 | 5 | 2 | 19 | 1 | 1 | 0 | 0 | 0 | 20 |
| 04 | Macon, Daryl | g | 4-6 | 4-6 | 0-0 | 0 | 2 | 2 | 2 | 12 | 5 | 0 | 1 | 1 | 0 | 20 |
| 01 | Thompson, Trey | | 1-3 | 0-0 | 2-2 | 1 | 3 | 4 | 3 | 4 | 1 | 1 | 0 | 1 | 0 | 15 |
| 02 | Bailey, Adrio | | 0-1 | 0-0 | 0-2 | 1 | 0 | 1 | 1 | 0 | 0 | 3 | 0 | 0 | 0 | 7 |
| 05 | Cook, Arlando | | 4-8 | 0-0 | 1-1 | 0 | 2 | 2 | 0 | 9 | 0 | 1 | 1 | 1 | 1 | 13 |
| 12 | Hazen, Brachen | | 0-0 | 0-0 | 0-0 | 1 | 1 | 2 | 3 | 0 | 4 | 0 | 0 | 0 | 0 | 8 |
| 21 | Watkins, Manuale | | 2-5 | 0-0 | 0-0 | 2 | 1 | 3 | 2 | 4 | 0 | 4 | 0 | 0 | 1 | 21 |
| 23 | Jones, CJ | | 3-5 | 2-4 | 3-3 | 0 | 2 | 2 | 2 | 11 | 0 | 0 | 0 | 0 | 0 | 17 |
| 31 | Beard, Anton | | 2-6 | 1-4 | 0-0 | 1 | 0 | 1 | 1 | 5 | 6 | 1 | 0 | 1 | 1 | 17 |

GAME 5

Arkansas vs Mount St. Mary's

Nov. 28, 2016 at 7 p.m. at Fayetteville, Ark. (Bud Walton Arena)

Mount St. Mary's 76 • 1-7

| # | Player | Total | | 3-Ptr | | Rebounds | | | PF | TP | A TO Blk Stl | | | | Min |
|--------|-----------------|--------|--------|--------|--------|----------|-----|-----|----|----|--------------|----|-----|-----|-----|
| | | FG-FGA | FG-FGA | FT-FTA | FT-FTA | Off | Def | Tot | | | A | TO | Blk | Stl | |
| 05 | Wray,Chris | f | 3-5 | 0-0 | 1-4 | 1 | 3 | 4 | 1 | 7 | 1 | 0 | 0 | 1 | 30 |
| 01 | Salah,Mawdo | c | 4-5 | 0-0 | 0-0 | 2 | 3 | 5 | 4 | 8 | 1 | 0 | 1 | 0 | 22 |
| 00 | Robinson,Junior | g | 2-8 | 2-5 | 1-2 | 0 | 0 | 0 | 4 | 7 | 3 | 3 | 1 | 0 | 37 |
| 23 | Alexander,Greg | g | 5-11 | 2-8 | 0-0 | 2 | 2 | 4 | 1 | 12 | 0 | 1 | 0 | 1 | 28 |
| 55 | Long,Elijah | g | 6-17 | 2-4 | 10-10 | 0 | 7 | 7 | 3 | 24 | 7 | 5 | 0 | 0 | 36 |
| 04 | Nwandu,Khalid | | 0-0 | 0-0 | 0-0 | 0 | 1 | 1 | 0 | 0 | 0 | 0 | 0 | 0 | 4 |
| 10 | Wilson,Miles | | 1-1 | 1-1 | 0-0 | 0 | 1 | 1 | 4 | 3 | 1 | 1 | 0 | 0 | 15 |
| 11 | Miller,Will | | 3-10 | 3-10 | 0-0 | 0 | 3 | 3 | 2 | 9 | 0 | 0 | 0 | 0 | 16 |
| 12 | Glover,Charles | | 2-3 | 0-1 | 0-0 | 0 | 0 | 0 | 0 | 4 | 0 | 0 | 0 | 0 | 6 |
| 20 | Gurdon,Sean | | 0-0 | 0-0 | 0-0 | 0 | 0 | 0 | 0 | 0 | 1 | 0 | 0 | 0 | 1 |
| 21 | Miller,Randy | | 0-0 | 0-0 | 0-0 | 0 | 0 | 0 | 0 | 0 | 1 | 1 | 0 | 1 | 3 |
| 25 | Thurstun,Bryce | | 0-0 | 0-0 | 0-0 | 0 | 1 | 1 | 0 | 0 | 0 | 0 | 0 | 0 | 1 |
| 54 | Gomes,Ryan | | 1-1 | 0-0 | 0-0 | 0 | 0 | 0 | 1 | 2 | 0 | 0 | 0 | 0 | 1 |
| Team | | | | | | 2 | 2 | 4 | | | | | | | |
| Totals | | | 27-61 | 10-29 | 12-16 | 7 | 23 | 30 | 21 | 76 | 15 | 11 | 2 | 3 | 200 |

FG % 1st Half: 15-30 50.0% 2nd half: 12-31 38.7% Game: 27-61 44.3%
3FG % 1st Half: 4-11 36.4% 2nd half: 6-18 33.3% Game: 10-29 34.5%
FT % 1st Half: 3-3 100.0 2nd half: 9-13 69.2% Game: 12-16 75.0%

Arkansas 89 • 4-1

| # | Player | Total | | 3-Ptr | | Rebounds | | | PF | TP | A TO Blk Stl | | | | Min |
|--------|------------------|--------|--------|--------|--------|----------|-----|-----|----|----|--------------|----|-----|-----|-----|
| | | FG-FGA | FG-FGA | FT-FTA | FT-FTA | Off | Def | Tot | | | A | TO | Blk | Stl | |
| 13 | Thomas, Dustin | f | 6-7 | 1-1 | 0-0 | 1 | 4 | 5 | 3 | 13 | 1 | 0 | 0 | 1 | 23 |
| 33 | Kingsley, Moses | f | 3-8 | 0-0 | 3-6 | 5 | 8 | 13 | 3 | 9 | 4 | 3 | 1 | 0 | 26 |
| 03 | Hannahs, Dusty | g | 4-14 | 0-5 | 4-4 | 1 | 1 | 2 | 1 | 12 | 1 | 1 | 0 | 1 | 20 |
| 21 | Watkins, Manuale | g | 4-6 | 0-0 | 0-0 | 2 | 4 | 6 | 0 | 8 | 4 | 0 | 0 | 2 | 22 |
| 31 | Beard, Anton | g | 4-8 | 2-3 | 1-2 | 3 | 1 | 4 | 0 | 11 | 3 | 1 | 0 | 0 | 23 |
| 00 | Barford, Jaylen | | 5-8 | 2-4 | 1-1 | 0 | 1 | 1 | 2 | 13 | 1 | 0 | 0 | 2 | 23 |
| 01 | Thompson, Trey | | 0-1 | 0-0 | 0-0 | 1 | 4 | 5 | 3 | 0 | 1 | 0 | 0 | 1 | 13 |
| 02 | Bailey, Adrio | | 0-0 | 0-0 | 0-0 | 0 | 0 | 0 | 0 | 0 | 1 | 0 | 0 | 1 | 4 |
| 04 | Macon, Daryl | | 4-7 | 2-3 | 5-6 | 0 | 0 | 0 | 3 | 15 | 2 | 1 | 0 | 0 | 18 |
| 05 | Cook, Arlando | | 1-4 | 0-0 | 1-2 | 0 | 2 | 2 | 1 | 3 | 1 | 0 | 0 | 0 | 13 |
| 12 | Hazen, Brachen | | 0-0 | 0-0 | 0-2 | 0 | 0 | 0 | 0 | 0 | 0 | 0 | 0 | 0 | 1 |
| 23 | Jones, CJ | | 1-4 | 1-3 | 2-2 | 0 | 1 | 1 | 1 | 5 | 1 | 1 | 0 | 0 | 14 |
| Team | | | | | | 1 | 1 | 2 | | | | | | | |
| Totals | | | 32-67 | 8-19 | 17-25 | 14 | 27 | 41 | 17 | 89 | 20 | 7 | 1 | 8 | 200 |

FG % 1st Half: 19-37 51.4% 2nd half: 13-30 43.3% Game: 32-67 47.8%
3FG % 1st Half: 5-9 55.6% 2nd half: 3-10 30.0% Game: 8-19 42.1%
FT % 1st Half: 2-4 50.0% 2nd half: 15-21 71.4% Game: 17-25 68.0%

Officials: Mike Nance, Keith Kimble, Todd Austin
Technical fouls: Mount St. Mary's-None. Arkansas-None.
Attendance: 13321
Estimated Actual Attendance: 4,256

| Score by periods | 1st | 2nd | Total | | In | Off | 2nd | Fast | |
|------------------|-----|-----|-------|--------|-------|-----|--------|-------|-------|
| Mount St. Mary's | 37 | 39 | 76 | Points | Paint | T/O | Chance | Break | Bench |
| Arkansas | 45 | 44 | 89 | MOUNT | 34 | 10 | 6 | 9 | 18 |
| | | | | AR | 48 | 18 | 13 | 21 | 36 |

Last FG - MOUNT 2nd-00:18, AR 2nd-01:54.
Largest lead - MOUNT by 4 1st-18:27, AR by 21 2nd-06:41.
MOUNT led for 03:05, AR led for 35:10. Game was tied for 01:45.

Score tied - 1 time.
Lead changed - 3 times.

GAME 7

Arkansas vs Austin Peay

Dec. 3, 2016 at 7 p.m. at Fayetteville, Ark. (Bud Walton Arena)

Austin Peay 62 • 4-4

| # | Player | Total | | 3-Ptr | | Rebounds | | | PF | TP | A TO Blk Stl | | | | Min |
|--------|---------------------|--------|--------|--------|--------|----------|-----|-----|----|----|--------------|----|-----|-----|-----|
| | | FG-FGA | FG-FGA | FT-FTA | FT-FTA | Off | Def | Tot | | | A | TO | Blk | Stl | |
| 03 | Porter-Bunton,Chris | f | 1-5 | 0-1 | 2-4 | 2 | 1 | 3 | 3 | 4 | 2 | 2 | 0 | 0 | 16 |
| 42 | Jones,Kenny | f | 4-10 | 0-0 | 0-1 | 4 | 1 | 5 | 2 | 8 | 1 | 1 | 0 | 1 | 26 |
| 02 | Savage,Jared | g | 2-7 | 2-5 | 0-0 | 2 | 2 | 4 | 2 | 6 | 0 | 0 | 1 | 0 | 38 |
| 04 | Robinson,Josh | g | 3-14 | 0-5 | 3-3 | 0 | 3 | 3 | 1 | 9 | 5 | 4 | 0 | 0 | 38 |
| 31 | Murry,John | g | 9-16 | 2-3 | 3-4 | 3 | 0 | 3 | 0 | 23 | 2 | 3 | 0 | 0 | 33 |
| 02 | Diop,Assane | | 4-5 | 0-0 | 1-1 | 1 | 2 | 3 | 2 | 9 | 0 | 1 | 1 | 0 | 18 |
| 10 | Ivory,Tre' | | 0-1 | 0-0 | 0-0 | 0 | 0 | 0 | 0 | 0 | 0 | 0 | 0 | 0 | 2 |
| 23 | Harris,Steve | | 1-1 | 0-0 | 0-0 | 0 | 1 | 1 | 0 | 2 | 0 | 0 | 0 | 0 | 2 |
| 23 | Dobbs,Jartavious | | 0-0 | 0-0 | 0-0 | 1 | 2 | 3 | 0 | 0 | 0 | 0 | 0 | 0 | 2 |
| 25 | Clayton,Dre'Kalo | | 0-4 | 0-1 | 1-2 | 0 | 3 | 3 | 1 | 1 | 0 | 1 | 1 | 0 | 18 |
| 45 | Glotta,Zach | | 0-2 | 0-2 | 0-0 | 1 | 0 | 1 | 0 | 0 | 0 | 1 | 0 | 0 | 7 |
| Team | | | | | | 1 | 1 | 2 | | | | | | | |
| Totals | | | 24-65 | 4-17 | 10-15 | 15 | 16 | 31 | 11 | 62 | 10 | 13 | 3 | 1 | 200 |

FG % 1st Half: 12-30 40.0% 2nd half: 12-35 34.3% Game: 24-65 36.9%
3FG % 1st Half: 2-8 25.0% 2nd half: 2-9 22.2% Game: 4-17 23.5%
FT % 1st Half: 5-8 62.5% 2nd half: 5-7 71.4% Game: 10-15 66.7%

Arkansas 99 • 6-1

| # | Player | Total | | 3-Ptr | | Rebounds | | | PF | TP | A TO Blk Stl | | | | Min |
|--------|------------------|--------|--------|--------|--------|----------|-----|-----|----|----|--------------|----|-----|-----|-----|
| | | FG-FGA | FG-FGA | FT-FTA | FT-FTA | Off | Def | Tot | | | A | TO | Blk | Stl | |
| 13 | Thomas, Dustin | f | 3-6 | 0-1 | 1-2 | 0 | 3 | 3 | 2 | 7 | 4 | 1 | 0 | 0 | 16 |
| 33 | Kingsley, Moses | f | 4-7 | 1-1 | 4-4 | 3 | 4 | 7 | 3 | 13 | 5 | 4 | 3 | 0 | 22 |
| 00 | Barford, Jaylen | g | 5-10 | 1-3 | 1-1 | 0 | 6 | 6 | 2 | 12 | 4 | 0 | 1 | 2 | 21 |
| 04 | Macon, Daryl | g | 4-7 | 0-3 | 0-0 | 0 | 4 | 4 | 2 | 8 | 1 | 1 | 0 | 1 | 15 |
| 21 | Watkins, Manuale | g | 1-2 | 0-0 | 2-2 | 0 | 1 | 1 | 0 | 4 | 3 | 0 | 0 | 1 | 16 |
| 01 | Thompson, Trey | | 2-2 | 0-0 | 0-0 | 2 | 2 | 4 | 0 | 4 | 1 | 0 | 2 | 2 | 13 |
| 02 | Bailey, Adrio | | 7-8 | 0-0 | 0-0 | 4 | 3 | 7 | 2 | 14 | 2 | 2 | 2 | 1 | 18 |
| 03 | Hannahs, Dusty | | 5-12 | 3-5 | 0-0 | 0 | 1 | 1 | 2 | 13 | 0 | 0 | 0 | 0 | 21 |
| 05 | Cook, Arlando | | 2-4 | 0-0 | 0-0 | 3 | 0 | 3 | 1 | 4 | 2 | 0 | 0 | 1 | 15 |
| 12 | Hazen, Brachen | | 1-2 | 0-0 | 0-0 | 1 | 0 | 1 | 1 | 2 | 0 | 0 | 0 | 0 | 9 |
| 15 | Holmes, Jonathan | | 0-2 | 0-2 | 0-0 | 0 | 1 | 1 | 0 | 0 | 0 | 0 | 0 | 0 | 2 |
| 23 | Jones, CJ | | 4-6 | 3-4 | 0-0 | 0 | 0 | 0 | 2 | 11 | 2 | 0 | 0 | 0 | 15 |
| 31 | Beard, Anton | | 2-9 | 1-4 | 2-2 | 2 | 2 | 4 | 2 | 7 | 4 | 3 | 1 | 0 | 17 |
| Team | | | | | | 4 | 1 | 5 | | | | | | | |
| Totals | | | 40-77 | 9-23 | 10-11 | 19 | 28 | 47 | 19 | 99 | 28 | 9 | 11 | 9 | 200 |

FG % 1st Half: 17-41 41.5% 2nd half: 23-36 63.9% Game: 40-77 51.9%
3FG % 1st Half: 3-12 25.0% 2nd half: 6-11 54.5% Game: 9-23 39.1%
FT % 1st Half: 4-5 80.0% 2nd half: 6-6 100.0 Game: 10-11 90.9%

Officials: Anthony Jordan, John Hampton, Rob Rorke
Technical fouls: Austin Peay-None. Arkansas-None.
Attendance: 19483
Estimated Actual Attendance: 10,059

| Score by periods | 1st | 2nd | Total | | | | | | | | |
|------------------|-----|-----|-------|--------|-------|-----|--------|-------|-------|--|--|
| Austin Peay | 31 | 31 | 62 | Points | In | Off | 2nd | Fast | | | |
| Arkansas | 41 | 58 | 99 | APSU | Paint | T/O | Chance | Break | Bench | | |
| | | | | AR | 40 | 8 | 10 | 7 | 12 | | |
| | | | | | 52 | 25 | 26 | 28 | 55 | | |

Last FG - APSU 2nd-00:35, AR 2nd-02:00.
Largest lead - APSU by 2 1st-19:30, AR by 41 2nd-08:38.
APSU led for 00:35, AR led for 36:58. Game was tied for 02:27.

Score tied - 4 times.
Lead changed - 3 times.

GAME 6

Arkansas vs Stephen F. Austin

Dec. 1, 2016 at 8 p.m. at Fayetteville, Ark. (Bud Walton Arena)

Stephen F. Austin 62 • 2-3

| # | Player | Total | | 3-Ptr | | Rebounds | | | PF | TP | A TO Blk Stl | | | | Min |
|--------|------------------|--------|--------|--------|--------|----------|-----|-----|----|----|--------------|----|-----|-----|-----|
| | | FG-FGA | FG-FGA | FT-FTA | FT-FTA | Off | Def | Tot | | | A | TO | Blk | Stl | |
| 01 | Harris,Kevon | f | 2-4 | 0-0 | 7-10 | 0 | 1 | 1 | 1 | 11 | 2 | 1 | 0 | 1 | 21 |
| 05 | Huntley,Josh | f | 0-1 | 0-0 | 0-0 | 0 | 2 | 2 | 0 | 0 | 0 | 0 | 0 | 1 | 10 |
| 22 | Holyfield,TJ | f | 3-5 | 0-2 | 1-3 | 3 | 6 | 9 | 3 | 7 | 3 | 3 | 0 | 1 | 28 |
| 11 | Canete,Ivan | g | 3-8 | 1-4 | 7-8 | 1 | 1 | 2 | 4 | 14 | 1 | 5 | 0 | 2 | 27 |
| 12 | Cameron,Dallas | g | 2-3 | 2-3 | 0-0 | 0 | 0 | 0 | 2 | 6 | 3 | 2 | 0 | 0 | 33 |
| 00 | Augustin,Aaron | | 1-4 | 0-2 | 0-0 | 0 | 2 | 2 | 3 | 2 | 1 | 2 | 0 | 0 | 20 |
| 03 | Gilmore III,Leon | | 4-5 | 0-0 | 1-1 | 0 | 2 | 2 | 3 | 9 | 0 | 3 | 0 | 1 | 19 |
| 10 | Traylor,Isaiah | | 0-5 | 0-3 | 5-6 | 0 | 3 | 3 | 1 | 5 | 1 | 1 | 2 | 0 | 19 |
| 24 | Nieminen,Samuli | | 2-2 | 0-0 | 0-0 | 0 | 0 | 0 | 1 | 4 | 1 | 0 | 0 | 0 | 13 |
| 32 | Grujic,Jovan | | 1-2 | 0-0 | 2-2 | 0 | 0 | 0 | 2 | 4 | 0 | 2 | 1 | 0 | 10 |
| Team | | | | | | 1 | 3 | 4 | | | | | | | |
| Totals | | | 18-39 | 3-14 | 23-30 | 5 | 20 | 25 | 20 | 62 | 12 | 21 | 3 | 6 | 200 |

FG % 1st Half: 10-21 47.6% 2nd half: 8-18 44.4% Game: 18-39 46.2%
3FG % 1st Half: 0-6 0.0% 2nd half: 3-8 37.5% Game: 3-14 21.4%
FT % 1st Half: 8-11 72.7% 2nd half: 15-19 7

GAME 9 Arkansas vs North Florida Dec. 10, 2016 at 4:30 p.m. at Fayetteville, Ark. (Bud Walton Arena)

North Florida 76 • 3-8

| # | Player | | Total | | | 3-Ptr | | Rebounds | | | PF | TP | A | TO | Blk | Stl | Min |
|--------|---------------|---|--------|--------|--------|-------|-----|----------|----|----|----|----|---|----|-----|-----|-----|
| | | | FG-FGA | FG-FGA | FT-FTA | Off | Def | Tot | | | | | | | | | |
| 02 | Aminu,Wajid | f | 3-4 | 2-2 | 0-4 | 2 | 1 | 3 | 2 | 8 | 2 | 1 | 0 | 1 | 0 | 1 | 32 |
| 33 | Banks,Romelo | c | 2-6 | 0-0 | 0-2 | 1 | 4 | 5 | 4 | 4 | 0 | 2 | 0 | 0 | 0 | 0 | 31 |
| 11 | Sams,Garrett | g | 2-8 | 1-5 | 5-5 | 2 | 1 | 3 | 2 | 10 | 2 | 2 | 0 | 0 | 0 | 0 | 23 |
| 12 | Bodager,Aaron | g | 5-10 | 4-9 | 0-0 | 0 | 5 | 5 | 2 | 14 | 2 | 5 | 0 | 2 | 3 | 4 | |
| 14 | Moore,Dallas | g | 12-20 | 4-9 | 6-6 | 0 | 2 | 2 | 2 | 34 | 3 | 1 | 0 | 1 | 0 | 1 | 37 |
| 01 | Odum,Karlos | | 0-0 | 0-0 | 1-2 | 0 | 0 | 0 | 3 | 1 | 0 | 3 | 0 | 0 | 0 | 0 | 18 |
| 05 | Fisher,Cj | | 0-1 | 0-0 | 0-0 | 0 | 0 | 0 | 1 | 0 | 0 | 1 | 0 | 0 | 0 | 0 | 3 |
| 10 | Blount,Osborn | | 0-1 | 0-1 | 0-0 | 0 | 0 | 0 | 0 | 0 | 0 | 1 | 0 | 0 | 0 | 0 | 3 |
| 23 | Malonga,Nick | | 2-5 | 1-3 | 0-0 | 0 | 3 | 3 | 5 | 5 | 0 | 3 | 0 | 0 | 0 | 0 | 16 |
| 50 | Haid,Benedikt | | 0-1 | 0-1 | 0-0 | 0 | 1 | 1 | 0 | 0 | 0 | 0 | 0 | 0 | 0 | 0 | 3 |
| | Team | | | | | 2 | 3 | 5 | | | | | | | | | |
| Totals | | | 26-56 | 12-30 | 12-19 | 7 | 20 | 27 | 21 | 76 | 9 | 19 | 0 | 4 | 200 | | |

| | | | | | | | | | | |
|-----------------|-------|-------|-----------|-------|-------|-------|-------|-------|-------------------|-----|
| FG % 1st Half: | 15-33 | 45.5% | 2nd half: | 11-23 | 47.8% | Game: | 26-56 | 46.4% | Deadball Rebounds | 3,1 |
| 3FG % 1st Half: | 7-17 | 41.2% | 2nd half: | 5-13 | 38.5% | Game: | 12-30 | 40.0% | | |
| FT % 1st Half: | 7-9 | 77.8% | 2nd half: | 5-10 | 50.0% | Game: | 12-19 | 63.2% | | |

Arkansas 91 • 8-1

| # | Player | | Total | | 3-Ptr | | Rebounds | | | PF | TP | A TO Blk Stl | | | | Min |
|--------|------------------|---|--------|-------|--------|--------|----------|-----|-----|----|----|--------------|----|-----|-----|-----|
| | | | FG-FGA | | FG-FGA | FT-FTA | Off | Def | Tot | | | A | TO | Blk | Stl | |
| 13 | Thomas, Dustin | f | 2-5 | | 0-0 | 4-4 | 2 | 6 | 8 | 1 | 8 | 3 | 1 | 0 | 0 | 22 |
| 33 | Kingsley, Moses | f | 5-7 | | 0-0 | 3-4 | 2 | 8 | 10 | 4 | 13 | 1 | 3 | 1 | 0 | 26 |
| 00 | Barford, Jaylen | g | 6-16 | | 1-5 | 1-4 | 2 | 2 | 4 | 1 | 14 | 3 | 1 | 2 | 3 | 25 |
| 04 | Macon, Daryl | | 3-6 | | 2-5 | 5-5 | 0 | 4 | 4 | 2 | 13 | 4 | 3 | 0 | 3 | 23 |
| 21 | Watkins, Manuale | g | 2-6 | | 0-0 | 3-4 | 2 | 2 | 4 | 2 | 7 | 4 | 2 | 0 | 3 | 22 |
| 01 | Thompson, Trey | | 2-2 | | 0-0 | 2-4 | 2 | 0 | 2 | 2 | 6 | 0 | 0 | 0 | 1 | 13 |
| 02 | Bailey, Adrio | | 1-1 | | 0-0 | 1-2 | 1 | 0 | 1 | 1 | 3 | 0 | 0 | 0 | 0 | 6 |
| 03 | Hannahs, Dusty | | 5-10 | | 2-6 | 5-5 | 0 | 1 | 1 | 0 | 17 | 3 | 2 | 1 | 0 | 25 |
| 05 | Cook, Arlando | | 2-4 | | 0-0 | 0-0 | 3 | 1 | 4 | 2 | 4 | 0 | 1 | 0 | 2 | 12 |
| 12 | Hazen, Brachen | | 0-0 | | 0-0 | 0-0 | 0 | 0 | 0 | 0 | 0 | 0 | 0 | 0 | 0 | 1 |
| 23 | Jones, CJ | | 0-1 | | 0-1 | 0-0 | 0 | 1 | 1 | 0 | 0 | 1 | 0 | 0 | 0 | 5 |
| 31 | Beard, Anton | | 3-8 | | 0-3 | 0-0 | 0 | 0 | 0 | 0 | 6 | 2 | 1 | 0 | 1 | 20 |
| Team | | | | | | | 1 | 2 | 3 | | | | | | | |
| Totals | | | | 31-66 | 5-20 | 24-32 | 15 | 27 | 42 | 15 | 91 | 21 | 14 | 4 | 13 | 200 |

| | | | | | | | | | | |
|-----------------|-------|-------|-----------|-------|-------|-------|-------|-------|-------------------|---|
| FG % 1st Half: | 16-33 | 48.5% | 2nd half: | 15-33 | 45.5% | Game: | 31-66 | 47.0% | Deadball Rebounds | 7 |
| 3FG % 1st Half: | 1-8 | 12.5% | 2nd half: | 4-12 | 33.3% | Game: | 5-20 | 25.0% | | |
| FT % 1st Half: | 11-16 | 68.8% | 2nd half: | 13-16 | 81.3% | Game: | 24-32 | 75.0% | | |

Officials: Mike Nance, Todd Austin, Nate Green
 Technical fouls: North Florida-None. Arkansas-None.
 Attendance: 13700
 Estimated Actual Attendance: 7650
 Fouled Out: North Florida, #23, Malonga (8:35 2H)

| Score by periods | 1st | 2nd | Total | | | | | | |
|------------------|-----|-----|-------|--|--|--|--|--|--|
| North Florida | 44 | 32 | 76 | | | | | | |
| Arkansas | 44 | 47 | 91 | | | | | | |

Last FG - UNF 2nd-03:30, AR 2nd-01:12.
 Largest lead - UNF by 3 2nd-13:44, AR by 16 2nd-01:12.
 UNF led for 06:15. AR led for 29:39. Game was tied for 04:06.

GAME 11 Arkansas vs North Dakota State Dec. 20, 2016 at 6 p.m. at Fayetteville, Ark. (Bud Walton Arena)

North Dakota State 55 • 8-5

| # | Player | Total | | | 3-Ptr | | | Rebounds | | | PF | TP | A | TO | Blk | Stl | Min |
|--------|-----------------|--------|--------|--------|-------|-----|-----|----------|-----|-----|----|----|---|----|-----|-----|-----|
| | | FG-FGA | FG-FGA | FT-FTA | Off | Def | Tot | Off | Def | Tot | | | | | | | |
| 21 | A.J. Jacobson | f | 2-7 | 1-5 | 1-2 | 0 | 4 | 4 | 3 | 6 | 1 | 2 | 0 | 0 | 0 | 28 | |
| 42 | Dylan Miller | f | 1-4 | 0-0 | 0-0 | 0 | 1 | 1 | 2 | 2 | 1 | 0 | 0 | 0 | 0 | 14 | |
| 02 | Paul Miller | g | 4-10 | 4-8 | 5-7 | 0 | 7 | 7 | 2 | 17 | 2 | 3 | 2 | 2 | 37 | | |
| 03 | Carlin Dupree | g | 3-10 | 0-2 | 2-2 | 0 | 3 | 3 | 2 | 8 | 2 | 4 | 0 | 1 | 30 | | |
| 13 | Khy Kabellis | g | 0-9 | 0-6 | 2-2 | 0 | 1 | 1 | 1 | 2 | 4 | 2 | 1 | 2 | 32 | | |
| 11 | Jared Samuelson | | 0-0 | 0-0 | 0-0 | 0 | 0 | 0 | 0 | 0 | 1 | 0 | 0 | 0 | 1 | | |
| 12 | Zach Rammelt | | 0-0 | 0-0 | 0-0 | 0 | 0 | 0 | 0 | 0 | 0 | 0 | 0 | 0 | 1 | | |
| 23 | Deng Geu | | 2-5 | 0-2 | 0-0 | 0 | 2 | 2 | 1 | 4 | 0 | 1 | 0 | 0 | 8 | | |
| 24 | Tyson Ward | | 4-6 | 2-4 | 0-2 | 0 | 1 | 1 | 2 | 10 | 0 | 0 | 0 | 1 | 22 | | |
| 30 | Spencer Eliason | | 0-0 | 0-0 | 0-0 | 0 | 0 | 0 | 0 | 0 | 0 | 0 | 0 | 0 | 1 | | |
| 32 | Evan Wesenberg | | 0-0 | 0-0 | 0-0 | 0 | 0 | 0 | 0 | 0 | 0 | 0 | 0 | 0 | 1 | | |
| 40 | Dexter Werner | | 2-3 | 0-0 | 2-6 | 5 | 7 | 12 | 3 | 6 | 1 | 2 | 0 | 1 | 25 | | |
| | Team | | | | | 3 | 0 | 3 | | | | | | | | | |
| Totals | | | 18-54 | 7-27 | 12-21 | 8 | 26 | 34 | 16 | 55 | 12 | 15 | 3 | 7 | 200 | | |

| | | | | | | | | | | |
|-----------------|------|-------|-----------|-------|-------|-------|-------|-------|-------------------|---|
| FG % 1st Half: | 8-30 | 26.7% | 2nd half: | 10-24 | 41.7% | Game: | 18-54 | 33.3% | Deadball Rebounds | 5 |
| 3FG % 1st Half: | 4-16 | 25.0% | 2nd half: | 3-11 | 27.3% | Game: | 7-27 | 25.9% | | |
| FT % 1st Half: | 1-4 | 25.0% | 2nd half: | 11-17 | 64.7% | Game: | 12-21 | 57.1% | | |

Arkansas 71 • 10-1

| # | Player | Total | | | 3-Ptr | | | Rebounds | | | PF | TP | A | TO | Blk | Stl | Min |
|--------|------------------|--------|--------|--------|-------|-----|-----|----------|-----|-----|----|----|---|----|-----|-----|-----|
| | | FG-FGA | FG-FGA | FT-FTA | Off | Def | Tot | Off | Def | Tot | | | | | | | |
| 13 | Thomas, Dustin | f | 2-6 | 0-0 | 2-2 | 2 | 0 | 2 | 4 | 6 | 0 | 0 | 0 | 0 | 0 | 13 | |
| 33 | Kingsley, Moses | f | 4-10 | 0-1 | 3-3 | 1 | 7 | 8 | 3 | 11 | 0 | 2 | 1 | 0 | 0 | 27 | |
| 00 | Barford, Jaylen | g | 2-7 | 0-2 | 0-0 | 1 | 2 | 3 | 2 | 4 | 2 | 3 | 0 | 0 | 0 | 22 | |
| 04 | Macon, Daryl | g | 5-12 | 3-5 | 2-2 | 4 | 2 | 6 | 0 | 15 | 5 | 4 | 0 | 1 | 24 | | |
| 21 | Watkins, Manuale | g | 1-2 | 0-0 | 2-2 | 0 | 6 | 6 | 1 | 4 | 2 | 1 | 0 | 3 | 25 | | |
| 01 | Thompson, Trey | | 1-2 | 0-0 | 0-0 | 0 | 4 | 4 | 4 | 2 | 0 | 2 | 2 | 0 | 12 | | |
| 02 | Bailey, Adrio | | 1-2 | 0-0 | 0-1 | 0 | 1 | 1 | 0 | 2 | 0 | 0 | 0 | 1 | 9 | | |
| 03 | Hannahs, Dusty | | 4-10 | 3-7 | 0-0 | 0 | 2 | 2 | 1 | 11 | 3 | 2 | 0 | 1 | 19 | | |
| 05 | Cook, Arlando | | 1-3 | 0-0 | 2-2 | 1 | 2 | 3 | 0 | 4 | 1 | 0 | 0 | 0 | 13 | | |
| 12 | Hazen, Brachen | | 0-0 | 0-0 | 1-2 | 0 | 0 | 0 | 0 | 1 | 0 | 0 | 0 | 0 | 1 | | |
| 23 | Jones, CJ | | 0-0 | 0-0 | 0-0 | 0 | 2 | 2 | 0 | 0 | 0 | 0 | 1 | 0 | 11 | | |
| 31 | Beard, Anton | | 3-7 | 3-6 | 2-2 | 0 | 1 | 1 | 3 | 11 | 0 | 2 | 0 | 0 | 24 | | |
| | Team | | | | | 3 | 0 | 3 | | | | | | | | | |
| Totals | | | 24-61 | 9-21 | 14-16 | 12 | 29 | 41 | 18 | 71 | 13 | 16 | 4 | 6 | 200 | | |

| | | | | | | | | | | |
|-----------------|-------|-------|-----------|-------|-------|-------|-------|-------|-------------------|-----|
| FG % 1st Half: | 11-30 | 36.7% | 2nd half: | 13-31 | 41.9% | Game: | 24-61 | 39.3% | Deadball Rebounds | 1,3 |
| 3FG % 1st Half: | 3-8 | 37.5% | 2nd half: | 6-13 | 46.2% | Game: | 9-21 | 42.9% | | |
| FT % 1st Half: | 2-3 | 66.7% | 2nd half: | 12-13 | 92.3% | Game: | 14-16 | 87.5% | | |

Officials: Anthony Jordan, Tim Gattis, Wil Howard
 Technical fouls: North Dakota State-None. Arkansas-None.
 Attendance: 16006
 Estimated Actual Attendance: 8,621

| Score by periods | 1st | 2nd | Total | | | | | | |
|--------------------|-----|-----|-------|--|--|--|--|--|--|
| North Dakota State | 21 | 34 | 55 | | | | | | |
| Arkansas | 27 | 44 | 71 | | | | | | |

Last FG - NDSU 2nd-00:32, AR 2nd-00:02.
 Largest lead - NDSU by 1 1st-16:53, AR by 20 2nd-04:11.
 NDSU led for 00:40. AR led for 38:22. Game was tied for 00:57.

GAME 10 Arkansas vs Texas Dec. 17, 2016 at 1:35 p.m. at Houston, Texas (Toyota Center)

Arkansas 77 • 9-1

| # | Player | | Total | | 3-Ptr | | Rebounds | | | PF | TP | A TO Blk Stl | | | | Min |
|--------|------------------|---|--------|--------|--------|-----|----------|-----|----|----|----|--------------|-----|-----|-----|-----|
| | | | FG-FGA | FG-FGA | FT-FTA | Off | Def | Tot | A | | | TO | Blk | Stl | | |
| 00 | Barford, Jaylen | * | 4-10 | 0-3 | 3-3 | 0 | 3 | 3 | 4 | 11 | 3 | 2 | 1 | 1 | 26 | |
| 04 | Macon, Daryl | * | 4-12 | 1-5 | 14-14 | 1 | 3 | 4 | 1 | 23 | 3 | 1 | 0 | 1 | 29 | |
| 13 | Thomas, Dustin | * | 0-3 | 0-0 | 0-0 | 2 | 1 | 3 | 4 | 0 | 0 | 0 | 1 | 0 | 21 | |
| 21 | Watkins, Manuale | * | 3-4 | 0-0 | 0-0 | 1 | 3 | 4 | 2 | 6 | 0 | 1 | 0 | 1 | 20 | |
| 33 | Kingsley, Moses | * | 2-8 | 0-0 | 3-3 | 1 | 9 | 10 | 1 | 7 | 0 | 2 | 5 | 0 | 32 | |
| 01 | Thompson, Trey | | 1-4 | 0-0 | 1-2 | 2 | 1 | 3 | 2 | 3 | 0 | 0 | 0 | 0 | 8 | |
| 03 | Hannahs, Dusty | | 5-11 | 3-6 | 2-3 | 0 | 0 | 0 | 3 | 15 | 1 | 2 | 0 | 2 | 24 | |
| 05 | Cook, Arlando | | 1-1 | 0-0 | 4-4 | 0 | 2 | 2 | 4 | 6 | 1 | 0 | 1 | 1 | 17 | |
| 31 | Beard, Anton | | 2-9 | 0-2 | 2-2 | 2 | 3 | 5 | 3 | 6 | 2 | 2 | 0 | 0 | 23 | |
| | Team | | | | | 4 | 3 | 7 | | | | | | | | |
| Totals | | | 22-62 | 4-16 | 29-31 | 13 | 28 | 41 | 24 | 77 | 10 | 10 | 8 | 6 | 200 | |

GAME 13

Arkansas vs No. 25 Florida
Dec. 29, 2016 at 8:05 p.m. at Fayetteville, Ark. (Bud Walton Arena)

Florida 81 • 10-3, 1-0 SEC

| # | Player | Total | | 3-Ptr | Rebounds | | | PF | TP | A | TO | Blk | Stl | Min | |
|--------|------------------|--------|--------|-------|----------|-----|-----|----|----|----|----|-----|-----|-----|-----|
| | | FG-FGA | FG-FGA | | FT-FTA | Off | Def | | | | | | | | Tot |
| 01 | Robinson, Devin | f | 6-11 | 0-5 | 5-7 | 1 | 6 | 7 | 3 | 17 | 0 | 1 | 3 | 1 | 31 |
| 23 | Leon, Justin | f | 2-5 | 2-4 | 0-0 | 2 | 2 | 4 | 0 | 6 | 0 | 1 | 1 | 1 | 25 |
| 13 | Hayes, Kevarrus | c | 4-5 | 0-0 | 2-5 | 4 | 2 | 6 | 4 | 10 | 0 | 1 | 1 | 1 | 22 |
| 00 | Hill, Kasey | | 4-12 | 0-0 | 2-5 | 0 | 2 | 2 | 1 | 10 | 6 | 4 | 0 | 1 | 33 |
| 05 | Allen, KeVaughn | g | 7-16 | 5-9 | 2-2 | 0 | 2 | 2 | 1 | 21 | 0 | 0 | 0 | 1 | 34 |
| 11 | Chiozza, Chris | | 2-5 | 1-3 | 0-0 | 0 | 0 | 0 | 2 | 5 | 4 | 0 | 0 | 0 | 15 |
| 15 | Egbunu, John | | 2-6 | 0-0 | 1-2 | 5 | 6 | 11 | 5 | 5 | 1 | 1 | 1 | 1 | 16 |
| 24 | Barry, Canyon | | 1-4 | 0-3 | 0-0 | 0 | 1 | 1 | 1 | 2 | 2 | 0 | 0 | 0 | 12 |
| 25 | Stone, Keith | | 2-3 | 1-2 | 0-0 | 0 | 0 | 0 | 0 | 5 | 0 | 0 | 0 | 0 | 10 |
| 32 | Rimmer, Schuyler | | 0-0 | 0-0 | 0-0 | 0 | 0 | 0 | 0 | 0 | 0 | 0 | 0 | 0 | 2 |
| Team | | | | | | 4 | 0 | 4 | | | 1 | | | | |
| Totals | | | 30-67 | 9-26 | 12-21 | 16 | 21 | 37 | 17 | 81 | 13 | 9 | 6 | 6 | 200 |

FG % 1st Half: 17-41 41.5%
3FG % 1st Half: 5-15 33.3%

2nd half: 13-26 50.0%
2nd half: 4-11 36.4%

Game: 30-67 44.8%
Game: 12-21 57.1%

Deadball Rebounds 3.3

Arkansas 72 • 11-2, 0-1 SEC

| # | Player | | Total | | 3-Ptr | | Rebounds | | | PF | TP | A | TO | Blk | Stl | Min |
|--------|------------------|---|--------|--------|--------|--------|----------|-----|-----|----|----|----|----|-----|-----|-----|
| | | | FG-FGA | FG-FGA | FG-FGA | FT-FTA | Off | Def | Tot | | | | | | | |
| 13 | Thomas, Dustin | f | 1-4 | 0-0 | 0-0 | 0 | 2 | 2 | 3 | 2 | 2 | 2 | 0 | 0 | 12 | |
| 33 | Kingsley, Moses | f | 5-15 | 0-0 | 3-6 | 5 | 9 | 14 | 3 | 13 | 1 | 3 | 4 | 0 | 32 | |
| 03 | Hannahs, Dusty | g | 4-9 | 2-6 | 1-1 | 0 | 2 | 2 | 1 | 0 | 2 | 1 | 1 | 1 | 27 | |
| 04 | Macon, Daryl | g | 7-10 | 3-5 | 5-6 | 0 | 4 | 4 | 2 | 22 | 1 | 1 | 0 | 1 | 33 | |
| 21 | Watkins, Manuale | g | 2-5 | 0-0 | 0-0 | 3 | 3 | 6 | 2 | 4 | 2 | 0 | 0 | 0 | 23 | |
| 00 | Barford, Jaylen | | 1-8 | 0-2 | 0-0 | 2 | 1 | 3 | 2 | 2 | 2 | 1 | 0 | 0 | 17 | |
| 01 | Thompson, Trey | | 0-0 | 0-0 | 0-0 | 0 | 1 | 1 | 1 | 0 | 2 | 0 | 0 | 0 | 8 | |
| 02 | Bailey, Adrio | | 0-0 | 0-0 | 0-0 | 0 | 1 | 1 | 0 | 0 | 0 | 1 | 0 | 0 | 3 | |
| 05 | Cook, Arlando | | 2-5 | 0-0 | 4-4 | 0 | 2 | 2 | 3 | 8 | 1 | 1 | 1 | 0 | 21 | |
| 31 | Beard, Anton | | 3-5 | 1-2 | 3-3 | 0 | 0 | 0 | 2 | 10 | 1 | 2 | 0 | 2 | 24 | |
| Team | | | | | | 1 | 1 | 2 | | | | | | | | |
| Totals | | | | 25-61 | 6-15 | 16-20 | 11 | 26 | 37 | 19 | 72 | 12 | 13 | 6 | 4 | 200 |

FG % 1st Half: 11-29 37.9%
3FG % 1st Half: 3-7 42.9%
FT % 1st Half: 10-11 90.9%

2nd half: 14-32 43.8%
2nd half: 3-8 37.5%
2nd half: 6-9 66.7%

Game: 25-61 41.0%
Game: 6-15 40.0%
Game: 16-20 80.0%

Deadball Rebounds
5.1

Officials: Antonio Petty, Chuck Jones, Roger Ayers
Technical fouls: Florida-None. Arkansas-None.
Attendance: 20355
Estimated Actual Attendance: 16,035
Fouled out: Florida #15, Egbunu (2:53)

| Score by periods | 1st | 2nd | Total |
|------------------|-----|-----|-------|
| Florida | 44 | 37 | 81 |
| Arkansas | 35 | 37 | 72 |

Last FG - UF 2nd-01:10, AR 2nd-00:10.
Largest lead - UF by 16 2nd-03:12, AR by 3 1st-14:09.
UF led for 34:13. AR led for 02:32. Game was tied for 03:15.

| Points | In Paint | Off T/O | 2nd Chance | Fast Break | Bench |
|--------|----------|---------|------------|------------|-------|
| UF | 34 | 16 | 18 | 10 | 17 |
| AR | 34 | 19 | 12 | 7 | 20 |

Score tied - 5 times.
Lead changed - 5 times.

GAME 15

Arkansas at Kentucky
Jan. 7, 2017 at 7:30 p.m. at Lexington, Ky. (Rupp Arena)

Arkansas 71 • 12-3, 1-2

| # | Player | | Total | | 3-Ptr | Rebounds | | | PF | TP | A | TO | Blk | Stl | Min | |
|--|------------------|---|-------|--------|-------|----------|-----|-----|----|----|----|----|-----|-----|-----|-----|
| | | | FG-FA | FG-FGA | | FT-FTA | Off | Def | | | | | | | | Tot |
| 05 | Cook, Arlando | f | 3-5 | 0-0 | 0-0 | 0 | 1 | 1 | 0 | 6 | 0 | 0 | 0 | 1 | 15 | |
| 33 | Kingsley, Moses | f | 4-8 | 1-1 | 5-5 | 1 | 6 | 7 | 4 | 14 | 2 | 2 | 1 | 1 | 33 | |
| 03 | Hannahs, Dusty | g | 2-12 | 0-5 | 2-2 | 0 | 1 | 1 | 4 | 6 | 2 | 0 | 0 | 0 | 22 | |
| 04 | Macon, Daryl | g | 5-12 | 3-7 | 2-2 | 0 | 0 | 0 | 3 | 15 | 1 | 0 | 0 | 0 | 26 | |
| 21 | Watkins, Manuale | g | 4-6 | 0-0 | 0-0 | 1 | 6 | 7 | 3 | 8 | 1 | 0 | 0 | 0 | 32 | |
| 00 | Barford, Jaylen | | 6-9 | 0-1 | 2-3 | 3 | 1 | 4 | 4 | 14 | 0 | 5 | 0 | 0 | 17 | |
| 01 | Thompson, Trey | | 0-2 | 0-0 | 4-4 | 1 | 3 | 4 | 4 | 4 | 2 | 0 | 2 | 0 | 20 | |
| 02 | Bailey, Adrio | | 0-0 | 0-0 | 0-0 | 0 | 0 | 0 | 1 | 0 | 1 | 0 | 0 | 1 | 4 | |
| 12 | Hazen, Brachen | | 0-0 | 0-0 | 0-0 | 0 | 0 | 0 | 0 | 0 | 0 | 0 | 0 | 0 | 1 | |
| 13 | Thomas, Dustin | | 0-2 | 0-0 | 0-0 | 1 | 1 | 2 | 4 | 0 | 1 | 0 | 0 | 0 | 7 | |
| 23 | Jones, CJ | | 0-0 | 0-0 | 0-0 | 0 | 0 | 0 | 0 | 0 | 0 | 0 | 0 | 0 | 1 | |
| 31 | Beard, Anton | | 1-7 | 0-2 | 2-5 | 0 | 0 | 0 | 4 | 4 | 1 | 0 | 0 | 0 | 22 | |
| Team | | | | | | 2 | 1 | 3 | | | 1 | | | | | |
| Totals | | | | 25-63 | 4-16 | 17-21 | 9 | 20 | 29 | 31 | 71 | 11 | 8 | 3 | 3 | 200 |
| FG % 1st Half: 13-32 40.6% 2nd half: 12-31 38.7% Game: 25-63 39.7% Deadball Rebounds 2.1 | | | | | | | | | | | | | | | | |
| 3FG % 1st Half: 2-7 28.6% 2nd half: 2-9 22.2% Game: 4-16 25.0% | | | | | | | | | | | | | | | | |
| FT % 1st Half: 10-12 83.3% 2nd half: 7-9 77.8% Game: 17-21 81.0% | | | | | | | | | | | | | | | | |

Kentucky 97 • 13-2, 3-0

| # | Player | | Total | | 3-Ptr | Rebounds | | | PF | TP | A | TO | Blk | Stl | Min |
|----------------------------|-----------------------|---|-----------------------|-------------------|-------|-----------------------|-----|-----|----|----|----|----|-----|-----|-----|
| | | | FG-FGA | FG-FGA | | FT-FTA | Off | Def | | | | | | | |
| 03 | Adebayo, Edrice | f | 3-5 | 0-0 | 5-10 | 4 | 3 | 7 | 2 | 11 | 1 | 1 | 1 | 1 | 33 |
| 32 | Gabriel, Wenyan | f | 1-2 | 0-1 | 1-2 | 1 | 3 | 4 | 3 | 3 | 0 | 2 | 2 | 0 | 12 |
| 00 | Fox, De'Aaron | g | 10-16 | 0-2 | 7-7 | 0 | 6 | 6 | 2 | 27 | 6 | 2 | 0 | 1 | 36 |
| 05 | Monk, Malik | g | 4-10 | 0-5 | 4-6 | 1 | 0 | 1 | 4 | 12 | 3 | 1 | 0 | 1 | 27 |
| 13 | Briscoe, Isaiah | g | 4-11 | 0-1 | 7-9 | 3 | 5 | 8 | 2 | 15 | 1 | 2 | 0 | 0 | 36 |
| 01 | Killelea-Jones, Sacha | | 0-0 | 0-0 | 2-2 | 0 | 2 | 2 | 0 | 2 | 1 | 0 | 0 | 0 | 2 |
| 10 | David, Jonny | | 0-0 | 0-0 | 0-0 | 0 | 0 | 0 | 0 | 0 | 0 | 0 | 0 | 0 | 0+ |
| 11 | Mulder, Mychal | | 2-3 | 2-3 | 0-0 | 0 | 1 | 1 | 2 | 6 | 0 | 0 | 0 | 0 | 9 |
| 14 | Wynyard, Tai | | 0-0 | 0-0 | 0-0 | 0 | 0 | 0 | 0 | 0 | 0 | 0 | 0 | 0 | 2 |
| 15 | Humphries, Isaac | | 1-1 | 0-0 | 2-4 | 2 | 2 | 4 | 0 | 4 | 0 | 0 | 0 | 0 | 7 |
| 20 | Calipari, Brad | | 0-0 | 0-0 | 0-0 | 0 | 0 | 0 | 0 | 0 | 0 | 0 | 0 | 0 | 2 |
| 25 | Hawkins, Dominique | | 1-4 | 0-2 | 0-0 | 0 | 2 | 2 | 2 | 2 | 1 | 1 | 0 | 0 | 15 |
| 30 | Pulliam, Dillon | | 0-0 | 0-0 | 0-0 | 0 | 0 | 0 | 0 | 0 | 0 | 0 | 0 | 0 | 0+ |
| 35 | Willis, Derek | | 6-8 | 3-5 | 0-0 | 2 | 3 | 5 | 3 | 15 | 0 | 0 | 2 | 0 | 19 |
| Team | | | | | | 2 | 2 | 4 | | | | | | | |
| Totals | | | 32-60 | 5-19 | 28-40 | 15 | 29 | 44 | 20 | 97 | 13 | 9 | 5 | 3 | 200 |
| FG % 1st Half: 15-30 50.0% | | | 2nd half: 17-30 56.7% | Game: 32-60 53.3% | | Deadball Rebounds 4.2 | | | | | | | | | |
| 3FG % 1st Half: 3-10 30.0% | | | 2nd half: 2-9 22.2% | Game: 5-19 26.3% | | | | | | | | | | | |
| FT % 1st Half: 8-12 66.7% | | | 2nd half: 20-28 71.4% | Game: 28-40 70.0% | | | | | | | | | | | |

Officials: Doug Shows, Terry Wymer, Alfred Smith
Technical fouls: Arkansas-Barford, Jaylen. Kentucky-Fox, De'Aaron.
Attendance: 24322

| Score by periods | 1st | 2nd | Total |
|------------------|-----|-----|-------|
| Arkansas | 38 | 33 | 71 |
| Kentucky | 41 | 56 | 97 |

Last FG - AR 2nd-01:24, UK 2nd-00:53.
Largest lead - AR by 4 1st-08:04, UK by 26 2nd-00:21.
AR led for 03:21. UK led for 36:20. Game was tied for 00:19.

| Points | In Paint | Off T/O | 2nd Chance | Fast Break | Bench |
|--------|----------|---------|------------|------------|-------|
| AR | 32 | 11 | 13 | 4 | 22 |
| UK | 46 | 16 | 21 | 24 | 29 |

Score tied - 2 times.
Lead changed - 6 times.

GAME 14

Arkansas at Tennessee
Jan. 3, 2017 at 5:30 p.m. at Knoxville, Tenn. (Thompson-Boling Arena)

Arkansas 82 • 12-2, 1-1 SEC

| # | Player | Total | | 3-Ptr | Rebounds | | | PF | TP | A | TO | Blk | Stl | Min | |
|--|------------------|-------|--------|-------|----------|-----|-----|----|----|----|----|-----|-----|-----|-----|
| | | FG-FA | FG-FGA | | FT-FTA | Off | Def | | | | | | | | Tot |
| 33 | Kingsley, Moses | f | 3-10 | 0-0 | 1-5 | 0 | 10 | 10 | 1 | 7 | 3 | 1 | 3 | 2 | 31 |
| 5 | Cook, Arlando | f | 0-2 | 0-0 | 1-2 | 1 | 2 | 3 | 3 | 1 | 0 | 1 | 0 | 0 | 11 |
| 21 | Watkins, Manuale | g | 4-6 | 0-0 | 0-2 | 1 | 2 | 3 | 1 | 8 | 0 | 1 | 0 | 0 | 21 |
| 3 | Hannahs, Dusty | g | 5-8 | 2-4 | 1-1 | 0 | 2 | 2 | 3 | 13 | 1 | 0 | 0 | 0 | 27 |
| 4 | Macon, Daryl | g | 1-6 | 1-4 | 12-13 | 0 | 2 | 2 | 2 | 15 | 1 | 3 | 0 | 0 | 26 |
| 0 | Barford, Jaylen | | 5-8 | 2-2 | 2-2 | 1 | 3 | 4 | 4 | 14 | 2 | 0 | 0 | 0 | 24 |
| 1 | Thompson, Trey | | 1-2 | 0-1 | 0-0 | 0 | 1 | 1 | 3 | 2 | 2 | 1 | 2 | 0 | 9 |
| 13 | Thomas, Dustin | | 2-4 | 0-0 | 2-2 | 0 | 7 | 7 | 5 | 6 | 0 | 1 | 0 | 2 | 26 |
| 31 | Beard, Anton | | 6-8 | 0-0 | 4-5 | 1 | 2 | 3 | 2 | 16 | 2 | 1 | 0 | 1 | 25 |
| Team | | | | | | 1 | 0 | 1 | | | | | | | |
| Totals | | | 27-54 | 5-11 | 23-32 | 5 | 31 | 36 | 24 | 82 | 11 | 9 | 5 | 5 | 200 |
| FG % 1st Half: 13-28 46.4% 2nd half: 14-26 53.8% Game: 27-54 50.0% Deadball Rebounds 2 | | | | | | | | | | | | | | | |
| 3FG % 1st Half: 2-5 40.0% 2nd half: 3-6 50.0% Game: 5-11 45.5% | | | | | | | | | | | | | | | |
| FT % 1st Half: 9-13 69.2% 2nd half: 14-19 73.7% Game: 23-32 71.9% | | | | | | | | | | | | | | | |

Tennessee 78 • 8-6, 1-1 SEC

| # | Player | | Total | | 3-Ptr | Rebounds | | | | | PF | TP | A | TO | Blk | Stl | Min |
|-----|--------------------|-------|-----------------|--------|-------------|----------|-----|-----|----|----|----|----|---|----|-----|----------|-----|
| | | | FG-FTA | FG-FGA | FG-FTA | Off | Def | Tot | | | | | | | | | |
| 11 | Alexander, Kyle | f | 0-1 | 0-0 | 2-2 | 0 | 2 | 2 | 3 | 2 | 0 | 0 | 1 | 0 | 9 | | |
| 2 | Williams, Grant | f | 3-5 | 0-0 | 9-14 | 6 | 5 | 11 | 4 | 15 | 0 | 1 | 2 | 1 | 28 | | |
| 1 | Turner, Lamonte | g | 2-6 | 1-5 | 0-2 | 0 | 0 | 0 | 3 | 5 | 2 | 2 | 0 | 0 | 18 | | |
| 23 | Bowden, Jordan | g | 0-0 | 0-0 | 0-0 | 0 | 2 | 2 | 0 | 0 | 1 | 1 | 0 | 0 | 5 | | |
| 3 | Hubbs III, Robert | g | 9-14 | 0-0 | 3-4 | 2 | 5 | 7 | 4 | 21 | 2 | 2 | 0 | 2 | 29 | | |
| 0 | Bone, Jordan | g | 3-10 | 0-2 | 0-0 | 0 | 1 | 1 | 3 | 6 | 3 | 1 | 0 | 0 | 20 | | |
| 12 | Parker, Kwe | | 2-7 | 0-3 | 0-0 | 0 | 0 | 0 | 0 | 4 | 2 | 0 | 0 | 1 | 16 | | |
| 15 | Mostella, Detrick | | 5-12 | 3-7 | 3-5 | 0 | 4 | 4 | 3 | 16 | 1 | 0 | 0 | 0 | 23 | | |
| 2 | Evans, Lew | | 0-3 | 0-1 | 2-2 | 0 | 1 | 1 | 1 | 2 | 2 | 0 | 0 | 0 | 17 | | |
| 25 | Phillips, Shembari | | 0-2 | 0-0 | 0-0 | 1 | 6 | 7 | 2 | 0 | 2 | 1 | 0 | 0 | 22 | | |
| 5 | Schofield, Admiral | | 1-4 | 1-1 | 4-4 | 3 | 3 | 6 | 0 | 7 | 0 | 0 | 0 | 0 | 13 | | |
| | Team | | | | | 2 | 0 | 2 | | | | | | | | | |
| | Totals | | 25-64 | 5-19 | 23-33 | 14 | 29 | 43 | 23 | 78 | 15 | 8 | 3 | 4 | 200 | | |
| | FG 1st Half: 12-33 | 36.4% | 2nd half: 13-31 | 41.9% | Game: 25-64 | 39.1% | | | | | | | | | | Deadball | |
| 3FG | FG 1st Half: 2-9 | 22.2% | 2nd half: 3-10 | 30.0% | Game: 5-19 | 26.3% | | | | | | | | | | Rebounds | |
| FT | FG 1st Half: 13-16 | 81.3% | 2nd half: 10-17 | 58.8% | Game: 23-33 | 69.7% | | | | | | | | | | 4 | |

GAME 17

Arkansas vs Missouri Jan. 14, 2017 at 5:01 p.m. at Fayetteville, Ark. (Bud Walton Arena)

Missouri 73 • 5-11, 0-4 SEC

| # | Player | Total | | 3-Ptr | | Rebounds | | | PF | TP | A | TO | Blk | Stl | Min |
|--------|--------------------|--------|--------|--------|-------------|----------|----|----|----|----|----|----|-----|-----|-----|
| | | FG-FGA | FG-FGA | FT-FTA | Off Def Tot | PF | TP | A | | | | | | | |
| 21 | Barnett, Jordan | f | 6-11 | 2-5 | 0-1 | 2 | 4 | 6 | 5 | 14 | 2 | 2 | 0 | 4 | 25 |
| 24 | Puryear, Kevin | f | 3-8 | 0-1 | 5-6 | 1 | 3 | 4 | 1 | 11 | 1 | 0 | 1 | 0 | 31 |
| 25 | Woods, Russell | f | 2-5 | 0-0 | 1-4 | 2 | 1 | 3 | 4 | 5 | 0 | 0 | 0 | 1 | 24 |
| 11 | Walton, KJ | g | 1-4 | 1-2 | 3-6 | 0 | 4 | 4 | 1 | 6 | 2 | 2 | 0 | 0 | 23 |
| 15 | Geist, Jordan | g | 3-6 | 0-3 | 7-11 | 0 | 3 | 3 | 3 | 13 | 0 | 2 | 0 | 0 | 30 |
| 01 | Phillips, Terrence | g | 3-10 | 3-8 | 4-4 | 0 | 2 | 2 | 3 | 13 | 4 | 2 | 0 | 2 | 31 |
| 03 | Hughes, Frankie | g | 2-7 | 2-6 | 0-0 | 0 | 2 | 2 | 0 | 6 | 1 | 4 | 0 | 0 | 17 |
| 14 | Nikko, Reed | g | 1-5 | 0-0 | 0-0 | 5 | 1 | 6 | 2 | 2 | 1 | 0 | 0 | 0 | 11 |
| 32 | Wolf, Adam | g | 0-0 | 0-0 | 0-0 | 0 | 0 | 0 | 0 | 0 | 0 | 0 | 0 | 0 | 0+ |
| 33 | Vanleer, Cullen | g | 1-1 | 1-1 | 0-0 | 1 | 0 | 1 | 1 | 3 | 1 | 1 | 0 | 0 | 8 |
| Team | | | | | | 3 | 1 | 4 | | | | | | | |
| Totals | | | 22-57 | 9-26 | 20-32 | 14 | 21 | 35 | 20 | 73 | 12 | 14 | 1 | 7 | 200 |

FG % 1st Half: 10-34 29.4% 2nd half: 12-23 52.2% Game: 22-57 38.6%
3FG % 1st Half: 5-15 33.3% 2nd half: 4-11 36.4% Game: 9-26 34.6%
FT % 1st Half: 11-13 84.6% 2nd half: 9-19 47.4% Game: 20-32 62.5%

Arkansas 92 • 13-4, 2-3 SEC

| # | Player | Total | | 3-Ptr | | Rebounds | | | PF | TP | A | TO | Blk | Stl | Min |
|--------|------------------|--------|--------|--------|-------------|----------|----|----|----|----|----|----|-----|-----|-----|
| | | FG-FGA | FG-FGA | FT-FTA | Off Def Tot | PF | TP | A | | | | | | | |
| 13 | Thomas, Dustin | f | 1-3 | 0-0 | 1-2 | 0 | 2 | 2 | 4 | 3 | 0 | 1 | 0 | 0 | 18 |
| 33 | Kingsley, Moses | f | 4-9 | 0-0 | 2-3 | 3 | 5 | 8 | 1 | 10 | 3 | 4 | 3 | 0 | 28 |
| 00 | Barford, Jaylen | g | 6-8 | 0-2 | 1-1 | 0 | 6 | 6 | 4 | 13 | 2 | 0 | 0 | 1 | 20 |
| 04 | Macon, Daryl | g | 6-11 | 4-8 | 1-2 | 1 | 3 | 4 | 3 | 17 | 6 | 2 | 0 | 2 | 27 |
| 31 | Beard, Anton | g | 3-5 | 1-2 | 4-4 | 0 | 2 | 2 | 5 | 11 | 3 | 4 | 0 | 1 | 27 |
| 01 | Thompson, Trey | g | 3-3 | 0-0 | 2-2 | 2 | 2 | 4 | 3 | 8 | 0 | 1 | 2 | 0 | 16 |
| 02 | Bailey, Adrio | g | 0-1 | 0-0 | 0-0 | 1 | 1 | 0 | 0 | 0 | 0 | 0 | 0 | 0 | 4 |
| 03 | Hannahs, Dusty | g | 5-11 | 2-5 | 4-4 | 1 | 2 | 3 | 1 | 16 | 3 | 2 | 0 | 0 | 25 |
| 05 | Cook, Arlando | g | 0-0 | 0-0 | 0-0 | 0 | 1 | 1 | 0 | 0 | 0 | 0 | 0 | 0 | 7 |
| 12 | Hazen, Brachen | g | 0-0 | 0-0 | 0-0 | 0 | 1 | 1 | 0 | 0 | 0 | 0 | 0 | 0 | 1 |
| 15 | Holmes, Jonathan | g | 0-0 | 0-0 | 0-0 | 0 | 0 | 0 | 0 | 0 | 0 | 0 | 0 | 0 | 0+ |
| 21 | Watkins, Manuale | g | 3-6 | 1-4 | 1-2 | 1 | 1 | 2 | 3 | 8 | 1 | 0 | 0 | 0 | 22 |
| 23 | Jones, CJ | g | 2-2 | 2-2 | 0-0 | 0 | 1 | 1 | 1 | 6 | 0 | 0 | 0 | 1 | 5 |
| Team | | | | | | 0 | 1 | 1 | | | | | | | |
| Totals | | | 33-59 | 10-23 | 16-22 | 9 | 27 | 36 | 25 | 92 | 18 | 14 | 5 | 5 | 200 |

FG % 1st Half: 20-36 55.6% 2nd half: 13-23 56.5% Game: 33-59 55.9%
3FG % 1st Half: 6-15 40.0% 2nd half: 4-10 40.0% Game: 10-23 43.5%
FT % 1st Half: 4-6 66.7% 2nd half: 12-16 75.0% Game: 16-22 72.7%

Officials: Joe Lindsay, William Covington, Rob Rorkke
Technical fouls: Missouri-Geist, Jordan. Arkansas-None.

Attendance: 15,424
Estimated Actual Attendance: 11,182
Fouled Out: Missouri #21 J. Barnett at 4:29 2H
Arkansas #31 A. Beard at 1:30 2H

| Score by periods | 1st | 2nd | Total |
|------------------|-----|-----|-------|
| Missouri | 36 | 37 | 73 |
| Arkansas | 50 | 42 | 92 |

Last FG - MU-M 2nd-02:40, AR 2nd-00:35.
Largest lead - MU-M None, AR by 22 2nd-17:00.
MU-M led for 00:00. AR led for 37:32. Game was tied for 01:48.

| | In Paint | Off T/O | 2nd Chance | Fast Break | Bench |
|-------------|----------|---------|------------|------------|-------|
| Points MU-M | 22 | 14 | 9 | 6 | 24 |
| AR | 38 | 25 | 15 | 21 | 38 |

Score tied - 0 times.
Lead changed - 0 times.

GAME 19

Arkansas vs LSU Jan. 21, 2017 at 7:30 p.m. at Fayetteville, Ark. (Bud Walton Arena)

LSU 86 • 9-9, 1-6 SEC

| # | Player | Total | | 3-Ptr | | Rebounds | | | PF | TP | A | TO | Blk | Stl | Min |
|--------|----------------------|--------|--------|--------|-------------|----------|----|----|----|----|----|----|-----|-----|-----|
| | | FG-FGA | FG-FGA | FT-FTA | Off Def Tot | PF | TP | A | | | | | | | |
| 01 | REATH, DUOP | f | 7-11 | 0-0 | 3-10 | 5 | 2 | 7 | 4 | 17 | 0 | 3 | 2 | 1 | 34 |
| 21 | Epps, Aaron | f | 2-8 | 0-1 | 0-2 | 4 | 1 | 5 | 3 | 4 | 0 | 0 | 0 | 0 | 19 |
| 02 | BLAKENEY, ANTONIO | g | 5-12 | 2-5 | 2-3 | 1 | 3 | 4 | 3 | 14 | 1 | 2 | 0 | 1 | 33 |
| 04 | MAYS, SKYLAR | g | 6-9 | 1-2 | 9-11 | 0 | 3 | 3 | 3 | 22 | 6 | 2 | 0 | 2 | 32 |
| 11 | Patterson, Jalyn | g | 2-7 | 1-5 | 0-0 | 0 | 5 | 5 | 1 | 5 | 4 | 1 | 1 | 0 | 26 |
| 00 | SAMPSON, BRANDON | g | 6-9 | 3-5 | 0-2 | 0 | 2 | 2 | 3 | 15 | 1 | 1 | 1 | 0 | 24 |
| 03 | ROBINSON III, ELBERT | g | 0-0 | 0-0 | 0-0 | 0 | 0 | 0 | 1 | 0 | 0 | 2 | 0 | 0 | 4 |
| 05 | HAYWARD, KIERAN | g | 0-2 | 0-2 | 0-0 | 0 | 0 | 0 | 0 | 3 | 0 | 0 | 0 | 0 | 6 |
| 10 | Jenkins, Brandon | g | 0-0 | 0-0 | 0-0 | 0 | 0 | 0 | 0 | 0 | 0 | 0 | 0 | 0 | 2 |
| 44 | Sims, Wayde | g | 4-4 | 0-0 | 1-2 | 0 | 1 | 1 | 3 | 9 | 2 | 1 | 0 | 0 | 20 |
| Team | | | | | | 1 | 2 | 3 | | | | | | | |
| Totals | | | 32-62 | 7-20 | 15-30 | 11 | 19 | 30 | 24 | 86 | 14 | 12 | 4 | 4 | 200 |

FG % 1st Half: 12-32 37.5% 2nd half: 20-30 66.7% Game: 32-62 51.6%
3FG % 1st Half: 2-12 16.7% 2nd half: 5-8 62.5% Game: 7-20 35.0%
FT % 1st Half: 11-16 68.8% 2nd half: 4-14 28.6% Game: 15-30 50.0%

Arkansas 99 • 15-4, 4-3 SEC

| # | Player | Total | | 3-Ptr | | Rebounds | | | PF | TP | A | TO | Blk | Stl | Min |
|--------|------------------|--------|--------|--------|-------------|----------|----|----|----|----|----|----|-----|-----|-----|
| | | FG-FGA | FG-FGA | FT-FTA | Off Def Tot | PF | TP | A | | | | | | | |
| 05 | Cook, Arlando | f | 2-3 | 0-0 | 4-7 | 2 | 4 | 6 | 5 | 8 | 2 | 2 | 0 | 0 | 19 |
| 33 | Kingsley, Moses | f | 10-18 | 1-1 | 3-7 | 3 | 4 | 7 | 2 | 24 | 2 | 3 | 1 | 1 | 29 |
| 00 | Barford, Jaylen | g | 5-12 | 0-2 | 4-7 | 0 | 4 | 4 | 1 | 14 | 3 | 1 | 0 | 0 | 35 |
| 04 | Macon, Daryl | g | 4-9 | 3-7 | 4-4 | 3 | 4 | 7 | 3 | 15 | 1 | 2 | 0 | 1 | 31 |
| 31 | Beard, Anton | g | 5-7 | 2-2 | 4-4 | 0 | 2 | 2 | 4 | 16 | 7 | 0 | 0 | 0 | 34 |
| 01 | Thompson, Trey | g | 3-3 | 0-0 | 0-0 | 1 | 4 | 5 | 3 | 6 | 3 | 0 | 0 | 1 | 16 |
| 02 | Bailey, Adrio | g | 0-0 | 0-0 | 0-0 | 1 | 3 | 4 | 2 | 0 | 1 | 0 | 0 | 0 | 8 |
| 03 | Hannahs, Dusty | g | 3-7 | 2-3 | 6-6 | 2 | 1 | 3 | 1 | 14 | 0 | 4 | 0 | 0 | 17 |
| 13 | Thomas, Dustin | g | 1-2 | 0-0 | 0-0 | 2 | 2 | 4 | 4 | 2 | 0 | 1 | 0 | 0 | 6 |
| 21 | Watkins, Manuale | g | 0-0 | 0-0 | 0-0 | 0 | 0 | 0 | 0 | 0 | 1 | 0 | 0 | 0 | 2 |
| 23 | Jones, CJ | g | 0-1 | 0-1 | 0-0 | 0 | 0 | 0 | 1 | 0 | 0 | 0 | 0 | 0 | 3 |
| Team | | | | | | 1 | 1 | 2 | | | | | | | |
| Totals | | | 33-62 | 8-16 | 25-35 | 15 | 29 | 44 | 26 | 99 | 20 | 13 | 1 | 3 | 200 |

FG % 1st Half: 15-27 55.6% 2nd half: 18-35 51.4% Game: 33-62 53.2%
3FG % 1st Half: 6-12 50.0% 2nd half: 2-4 50.0% Game: 8-16 50.0%
FT % 1st Half: 11-11 100.0 2nd half: 14-24 58.3% Game: 25-35 71.4%

Officials: Anthony Jordan, Brian Shey, Garrick Shannon
Technical fouls: LSU-None. Arkansas-None.

Attendance: 16,333
Estimated Actual Attendance: 16,099
Fouled out: Arkansas #5, Cook (2:30 2H)

| Score by periods | 1st | 2nd | Total |
|------------------|-----|-----|-------|
| LSU | 37 | 49 | 86 |
| Arkansas | 47 | 52 | 99 |

Last FG - LSU 2nd-03:34, AR 2nd-00:34.
Largest lead - LSU None, AR by 17 2nd-05:35.
LSU led for 00:00. AR led for 38:59. Game was tied for 01:01.

| | In Paint | Off T/O | 2nd Chance | Fast Break | Bench |
|------------|----------|---------|------------|------------|-------|
| Points LSU | 38 | 19 | 10 | 10 | 24 |
| AR | 38 | 11 | 14 | 10 | 22 |

Score tied - 0 times.
Lead changed - 0 times.

GAME 18

Arkansas at Texas A&M Jan. 17, 2017 at 6 p.m. at College Station, Texas (Reed Arena)

Arkansas 62 • 14-4; 3-3 SEC

| # | Player | Total | | 3-Ptr | | Rebounds | | | PF | TP | A | TO | Blk | Stl | Min |
|--------|------------------|--------|--------|--------|-------------|----------|----|----|----|----|----|----|-----|-----|-----|
| | | FG-FGA | FG-FGA | FT-FTA | Off Def Tot | PF | TP | A | | | | | | | |
| 00 | Barford, Jaylen | * | 2-9 | 0-2 | 0 | 3 | 3 | 3 | 4 | 2 | 1 | 0 | 0 | 0 | 23 |
| 04 | Macon, Daryl | * | 3-10 | 1-5 | 9-12 | 0 | 4 | 4 | 0 | 16 | 1 | 3 | 1 | 1 | 26 |
| 13 | Thomas, Dustin | * | 2-4 | 0-0 | 0-0 | 0 | 2 | 2 | 3 | 4 | 2 | 1 | 0 | 0 | 19 |
| 31 | Beard, Anton | * | 1-3 | 0-1 | 0-0 | 1 | 0 | 1 | 1 | 2 | 0 | 2 | 0 | 1 | 21 |
| 33 | Kingsley, Moses | * | 4-10 | 1-1 | 3-4 | 3 | 1 | 4 | 3 | 12 | 0 | 3 | 2 | 0 | 28 |
| 01 | Thompson, Trey | * | 0-0 | 0-0 | 0-0 | 1 | 2 | 3 | 2 | 0 | 2 | 0 | 2 | 0 | 12 |
| 03 | Hannahs, Dusty | * | 3-7 | 2-4 | 1-2 | 0 | 1 | 1 | 1 | 9 | 1 | 1 | 0 | 1 | 27 |
| 05 | Cook, Arlando | * | 3-4 | 0-0 | 0-1 | 2 | 5 | 7 | 4 | 6 | 2 | 0 | 1 | 2 | 21 |
| 21 | Watkins, Manuale | * | 3-5 | 3-3 | 0-0 | 1 | 5 | 6 | 2 | 9 | 2 | 2 | 0 | 0 | 23 |
| Team | | | | | | 3 | 2 | 5 | | | | | | | |
| Totals | | | 21-52 | 7-16 | 13-21 | 11 | 25 | 36 | 19 | 62 | 12 | 13 | 6 | 8 | 200 |

FG % 1st Half: 12-28 42.9% 2nd half: 9-24 37.5% Game: 21-52 40.4%
3FG % 1st Half: 3-7 42.9% 2nd half: 4-9 44.4% Game: 7-16 43.8%
FT % 1st Half: 3-4 75.0% 2nd half: 10-17 58.8% Game: 13-21 61.9%

Texas A&M 60 • 9-8; 1-5 SEC

| # | Player | Total | | 3-Ptr | | Rebounds | | | PF | TP | A | TO | Blk | Stl | Min |
|--------|----------------------|--------|--------|--------|-----|----------|-----|----|----|----|----|----|-----|-----|-----|
| | | FG-FGA | FG-FGA | FT-FTA | Off | Def | Tot | | | | | | | | |
| 01 | DJ Hogg | * 2-12 | 1-6 | 5-6 | 2 | 3 | 5 | 0 | 10 | 3 | 0 | 0 | 0 | 38 | |
| 03 | Admon Gilder | * 5-9 | 4-6 | 2-2 | 0 | 0 | 0 | 3 | 16 | 3 | 0 | 0 | 2 | 39 | |
| 12 | Chris Collins | * 0-2 | 0-2 | 0-0 | 0 | 2 | 2 | 5 | 0 | 3 | 1 | 0 | 2 | 18 | |
| 34 | Tyler Davis | * 4-5 | 0-0 | 6-6 | 1 | 6 | 7 | 3 | 14 | 3 | 2 | 0 | 0 | 28 | |
| 44 | Robert Williams | * 4-9 | 0-1 | 1-2 | 3 | 7 | 10 | 3 | 9 | 1 | 3 | 2 | 1 | 28 | |
| 05 | JC Hampton | 2-7 | 1-4 | 1-1 | 0 | 2 | 2 | 1 | 6 | 1 | 0 | 0 | 2 | 21 | |
| 10 | Tonny Trocha-Morelos | 2-5 | 0-1 | 1-2 | 1 | 3 | 4 | 3 | 5 | 0 | 3 | 2 | 1 | 22 | |
| 23 | Caleb Smith | 0-1 | 0-0 | 0-0 | 0 | 0 | 0 | 0 | 0 | 0 | 0 | 0 | 0 | 3 | |
| 42 | Tavario Miller | 0-0 | 0-0 | 0-0 | 0 | 0 | 0 | 1 | 0 | 0 | 0 | 0 | 0 | 3 | |
| | Team | | | | 0 | 2 | 2 | | | | | | | | |
| Totals | | 19-50 | 6-20 | 16-19 | 7 | 25 | 32 | 19 | 60 | 14 | 12 | 4 | 8 | 200 | |

GAME 21

Arkansas at Oklahoma State
Jan. 28, 2017 at 3:05 p.m. at Stillwater, Okla. (Gallagher-Iba Arena)

Arkansas 71 • 16-5, 5-3 SEC

| # | Player | Total | | 3-Ptr | | Rebounds | | | PF | TP | A TO Blk Stl | | | | Min |
|--------|------------------|--------|--------|--------|-------------|----------|-------|--------------|-----|----|--------------|--|--|--|-----|
| | | FG-FGA | FG-FGA | FT-FTA | Off Def Tot | PF | TP | A TO Blk Stl | | | | | | | |
| 05 | Cook, Arlando | f | 0-2 | 0-0 | 0-0 | 1 0 1 | 1 0 | 0 2 0 0 | 7 | | | | | | 7 |
| 33 | Kingsley, Moses | f | 3-11 | 0-1 | 4-5 | 2 2 4 | 2 10 | 0 0 4 0 | 27 | | | | | | 27 |
| 00 | Barford, Jaylen | g | 8-13 | 2-3 | 3-4 | 1 2 3 | 3 21 | 2 2 0 0 | 28 | | | | | | 28 |
| 04 | Macon, Daryl | g | 0-8 | 0-6 | 0-0 | 0 1 1 | 3 0 | 1 0 0 0 | 25 | | | | | | 25 |
| 31 | Beard, Anton | g | 3-7 | 2-3 | 3-4 | 0 2 2 | 3 11 | 1 2 0 1 | 28 | | | | | | 28 |
| 01 | Thompson, Trey | | 0-0 | 0-0 | 0-0 | 0 0 0 | 3 0 | 1 0 0 0 | 13 | | | | | | 13 |
| 02 | Bailey, Adrio | | 1-1 | 0-0 | 0-0 | 0 4 4 | 1 2 | 1 0 0 0 | 12 | | | | | | 12 |
| 03 | Hannahs, Dusty | | 4-10 | 0-3 | 5-6 | 1 2 3 | 3 13 | 0 3 0 0 | 24 | | | | | | 24 |
| 13 | Thomas, Dustin | | 3-3 | 0-0 | 3-3 | 3 2 5 | 2 9 | 1 2 0 2 | 17 | | | | | | 17 |
| 21 | Watkins, Manuale | | 2-3 | 1-2 | 0-1 | 0 0 0 | 4 5 | 0 0 0 1 | 17 | | | | | | 17 |
| 23 | Jones, CJ | | 0-0 | 0-0 | 0-0 | 0 0 0 | 0 0 | 0 1 0 0 | 2 | | | | | | 2 |
| Team | | | | | 3 3 6 | 1 | | | | | | | | | |
| Totals | | | 24-58 | 5-18 | 18-23 | 11 18 29 | 26 71 | 7 12 4 4 | 200 | | | | | | |

FG % 1st Half: 12-30 40.0% 2nd half: 12-28 42.9% Game: 24-58 41.4% Deadball Rebounds 1
3FG % 1st Half: 3-10 30.0% 2nd half: 2-8 25.0% Game: 5-18 27.8%
FT % 1st Half: 6-7 85.7% 2nd half: 12-16 75.0% Game: 18-23 78.3%

Oklahoma State 99 • 13-8, 2-6 Big 12

| # | Player | Total | | 3-Ptr | | Rebounds | | | PF | TP | A TO Blk Stl | | | | Min |
|--------|-------------------|--------|--------|--------|-------------|----------|-------|--------------|-----|----|--------------|--|--|--|-----|
| | | FG-FGA | FG-FGA | FT-FTA | Off Def Tot | PF | TP | A TO Blk Stl | | | | | | | |
| 23 | Hammonds, Leyton | f | 4-5 | 2-2 | 0-0 | 1 4 5 | 3 10 | 1 0 0 1 | 22 | | | | | | 22 |
| 30 | Carroll, Jeffrey | f | 6-15 | 0-3 | 8-10 | 2 5 7 | 4 20 | 3 0 0 1 | 27 | | | | | | 27 |
| 41 | Solomon, Mitchell | c | 0-3 | 0-0 | 2-2 | 5 2 7 | 3 2 | 0 2 1 0 | 14 | | | | | | 14 |
| 01 | Evans, Jawun | g | 4-8 | 1-2 | 7-8 | 2 5 7 | 1 16 | 8 1 0 1 | 29 | | | | | | 29 |
| 13 | Forté, Phil | g | 6-12 | 4-9 | 2-2 | 0 0 0 | 0 18 | 6 1 0 1 | 32 | | | | | | 32 |
| 00 | Averette, Brandon | | 3-6 | 0-1 | 2-2 | 0 2 2 | 0 8 | 0 1 0 0 | 17 | | | | | | 17 |
| 04 | Dziagwa, Thomas | | 0-1 | 0-1 | 0-0 | 0 1 1 | 0 0 | 0 0 0 0 | 3 | | | | | | 3 |
| 12 | McGriff, Cameron | | 1-2 | 0-0 | 2-2 | 2 0 2 | 1 4 | 3 1 0 0 | 15 | | | | | | 15 |
| 14 | N'Guessan, Lucas | | 3-4 | 0-0 | 0-2 | 1 1 2 | 4 6 | 1 0 0 0 | 13 | | | | | | 13 |
| 21 | Waters, Lindy | | 2-3 | 1-1 | 0-0 | 1 2 3 | 3 5 | 1 0 0 0 | 11 | | | | | | 11 |
| 24 | Dillard, Davon | | 4-7 | 1-1 | 1-1 | 2 1 3 | 1 10 | 1 1 0 0 | 13 | | | | | | 13 |
| 32 | Underwood, Tyler | | 0-0 | 0-0 | 0-0 | 0 1 1 | 0 0 | 0 0 0 1 | 1 | | | | | | 1 |
| 33 | Reeves, Trey | | 0-0 | 0-0 | 0-0 | 0 0 0 | 0 0 | 0 0 0 0 | 1 | | | | | | 1 |
| 34 | Lienhard, Will | | 0-0 | 0-0 | 0-0 | 0 0 0 | 0 0 | 0 0 0 0 | 2 | | | | | | 2 |
| Team | | | | | 1 3 4 | | | | | | | | | | |
| Totals | | | 33-66 | 9-20 | 24-29 | 17 27 44 | 20 99 | 24 7 1 5 | 200 | | | | | | |

FG % 1st Half: 19-35 54.3% 2nd half: 14-31 45.2% Game: 33-66 50.0% Deadball Rebounds 3
3FG % 1st Half: 5-10 50.0% 2nd half: 4-10 40.0% Game: 9-20 45.0%
FT % 1st Half: 16-19 84.2% 2nd half: 8-10 80.0% Game: 24-29 82.8%

Officials: John Higgins, Chris Rastatter, Marques Pettigrew
Technical fouls: Arkansas-TEAM. Oklahoma State-None.
Attendance: 13611

| Score by periods | 1st | 2nd | Total |
|------------------|-----|-----|-------|
| Arkansas | 33 | 38 | 71 |
| Oklahoma State | 59 | 40 | 99 |

Last FG - AR 2nd-04:53, OSU 2nd-00:24.
Largest lead - AR None, OSU by 30 2nd-17:39.
AR led for 00:00. OSU led for 39:43. Game was tied for 00:17.

Score tied - 0 times.
Lead changed - 0 times.

GAME 23

Arkansas at Missouri
Feb. 4, 2017 at 5 p.m. at Columbia, Mo. (Mizzou Arena)

Arkansas 78 • 17-6, 6-4

| # | Player | Total | | 3-Ptr | | Rebounds | | | PF | TP | A TO Blk Stl | | | | Min |
|--------|------------------|--------|--------|--------|-------------|----------|-------|--------------|-----|----|--------------|--|--|--|-----|
| | | FG-FGA | FG-FGA | FT-FTA | Off Def Tot | PF | TP | A TO Blk Stl | | | | | | | |
| 00 | Barford, Jaylen | * | 8-16 | 0-3 | 7-8 | 1 1 2 | 2 23 | 0 5 0 2 | 29 | | | | | | 29 |
| 04 | Macon, Daryl | * | 4-9 | 3-6 | 4-5 | 0 3 3 | 5 15 | 3 4 0 1 | 29 | | | | | | 29 |
| 13 | Thomas, Dustin | * | 1-1 | 0-0 | 1-1 | 1 5 6 | 2 3 | 0 2 0 0 | 14 | | | | | | 14 |
| 31 | Beard, Anton | * | 2-2 | 1-1 | 0-1 | 0 0 0 | 5 5 | 2 1 0 0 | 26 | | | | | | 26 |
| 33 | Kingsley, Moses | * | 1-3 | 0-0 | 2-3 | 1 1 2 | 3 4 | 1 1 1 0 | 23 | | | | | | 23 |
| 01 | Thompson, Trey | | 1-2 | 0-0 | 0-0 | 2 2 4 | 1 2 | 1 2 0 2 | 18 | | | | | | 18 |
| 02 | Bailey, Adrio | | 0-0 | 0-0 | 0-0 | 0 1 1 | 1 0 | 0 0 0 0 | 4 | | | | | | 4 |
| 03 | Hannahs, Dusty | | 3-8 | 2-5 | 4-4 | 0 0 0 | 1 12 | 2 2 0 0 | 25 | | | | | | 25 |
| 05 | Cook, Arlando | | 2-5 | 0-0 | 1-4 | 4 1 5 | 1 5 | 0 0 0 0 | 10 | | | | | | 10 |
| 21 | Watkins, Manuale | | 4-5 | 1-1 | 0-1 | 1 5 6 | 3 9 | 2 0 0 1 | 22 | | | | | | 22 |
| Team | | | | | 2 2 4 | | | | | | | | | | |
| Totals | | | 26-51 | 7-16 | 19-27 | 12 21 33 | 24 78 | 11 17 1 6 | 200 | | | | | | |

FG % 1st Half: 11-22 50.0% 2nd half: 15-29 51.7% Game: 26-51 51.0% Deadball Rebounds 1,1
3FG % 1st Half: 3-6 50.0% 2nd half: 4-10 40.0% Game: 7-16 43.8%
FT % 1st Half: 9-14 64.3% 2nd half: 10-13 76.9% Game: 19-27 70.4%

Missouri 83 • 6-16, 1-9

| # | Player | Total | | 3-Ptr | | Rebounds | | | PF | TP | A TO Blk Stl | | | | Min |
|--------|--------------------|--------|--------|--------|-------------|----------|-------|--------------|-----|----|--------------|--|--|--|-----|
| | | FG-FGA | FG-FGA | FT-FTA | Off Def Tot | PF | TP | A TO Blk Stl | | | | | | | |
| 01 | Phillips, Terrence | * | 1-5 | 0-2 | 5-6 | 0 2 2 | 4 7 | 6 2 0 2 | 24 | | | | | | 24 |
| 11 | Walton, KJ | * | 6-9 | 1-3 | 3-5 | 0 3 3 | 3 16 | 0 1 0 2 | 25 | | | | | | 25 |
| 24 | Puryear, Kevin | * | 7-13 | 1-2 | 0-0 | 3 5 8 | 0 15 | 0 1 0 0 | 36 | | | | | | 36 |
| 25 | Woods, Russell | * | 1-1 | 0-0 | 6-6 | 0 3 3 | 3 8 | 1 2 0 1 | 30 | | | | | | 30 |
| 33 | Vanleer, Cullen | * | 5-9 | 2-6 | 0-0 | 0 0 0 | 4 12 | 0 2 1 1 | 32 | | | | | | 32 |
| 03 | Hughes, Frankie | | 0-0 | 0-0 | 0-0 | 0 1 1 | 2 0 | 0 1 0 0 | 5 | | | | | | 5 |
| 14 | Nikko, Reed | | 1-2 | 0-0 | 0-1 | 0 1 1 | 2 2 | 1 0 0 0 | 9 | | | | | | 9 |
| 15 | Geist, Jordan | | 1-5 | 0-3 | 4-5 | 0 1 1 | 2 6 | 5 1 0 1 | 18 | | | | | | 18 |
| 21 | Barnett, Jordan | | 5-9 | 2-5 | 5-6 | 1 3 4 | 3 17 | 0 0 0 1 | 21 | | | | | | 21 |
| Team | | | | | 2 1 3 | | | | | | | | | | |
| Totals | | | 27-53 | 6-21 | 23-29 | 6 20 26 | 23 83 | 13 10 1 8 | 200 | | | | | | |

FG % 1st Half: 16-26 61.5% 2nd half: 11-27 40.7% Game: 27-53 50.9% Deadball Rebounds 4
3FG % 1st Half: 4-10 40.0% 2nd half: 2-11 18.2% Game: 6-21 28.6%
FT % 1st Half: 11-14 78.6% 2nd half: 12-15 80.0% Game: 23-29 79.3%

Officials: Pat Adams, Glenn Tuit, Rusty Phillips
Technical fouls: Arkansas-Kingsley, Moses. Missouri-None.
Attendance: 11434
Estimate Actual: 8,211
#RallyForRhyann

| Score by periods | 1st | 2nd | Total |
|------------------|-----|-----|-------|
| Arkansas | 34 | 44 | 78 |
| Missouri | 47 | 36 | 83 |

Last FG - AR 2nd-00:15, MU-M 2nd-02:16.
Largest lead - AR by 3 1st-19:56, MU-M by 15 1st-05:58.
AR led for 02:04. MU-M led for 36:52. Game was tied for 01:04.

Score tied - 2 times.
Lead changed - 2 times.

GAME 22

Arkansas vs Alabama
Feb. 1, 2017 at 6 p.m. at Fayetteville, Ark. (Bud Walton Arena)

Alabama 68 • 13-8, 6-3 SEC

| # | Player | Total | | 3-Ptr | | Rebounds | | | PF | TP | A TO Blk Stl | | | | Min |
|--------|-------------------|--------|--------|--------|-------------|----------|-------|--------------|-----|----|--------------|--|--|--|-----|
| | | FG-FGA | FG-FGA | FT-FTA | Off Def Tot | PF | TP | A TO Blk Stl | | | | | | | |
| 01 | Norris, Riley | f | 3-5 | 2-4 | 0-0 | 1 2 3 | 2 8 | 0 2 0 2 | 24 | | | | | | 24 |
| 21 | Olaniyan, Bola | f | 2-3 | 0-0 | 1-1 | 3 6 9 | 3 5 | 0 3 0 0 | 20 | | | | | | 20 |
| 25 | Key, Braxton | f | 2-8 | 2-4 | 6-8 | 1 3 4 | 4 12 | 2 4 0 2 | 31 | | | | | | 31 |
| 35 | Hall, Donta | f | 3-6 | 0-0 | 0-1 | 3 3 6 | 3 6 | 2 0 0 0 | 27 | | | | | | 27 |
| 12 | Ingram, Dazon | g | 5-7 | 1-1 | 3-4 | 0 3 3 | 3 14 | 1 3 0 0 | 23 | | | | | | 23 |
| 02 | Schaffer, Lawson | | 0-1 | 0-1 | 2-2 | 0 1 1 | 0 2 | 2 0 0 0 | 3 | | | | | | 3 |
| 03 | Collins, Corban | | 1-4 | 0-3 | 0-1 | 1 2 3 | 3 2 | 4 3 0 0 | 23 | | | | | | 23 |
| 05 | Johnson Jr, Avery | | 1-8 | 1-2 | 0-0 | 0 1 1 | 2 3 | 1 1 0 0 | 19 | | | | | | 19 |
| 10 | Taylor, Jimmie | | 2-4 | 0-0 | 2-2 | 0 0 0 | 2 6 | 1 0 0 0 | 14 | | | | | | 14 |
| 22 | Davis, Armond | | 2-7 | 0-3 | 6-6 | 0 3 3 | 0 10 | 0 1 2 0 | 16 | | | | | | 16 |
| Team | | | | | 2 1 3 | | | | | | | | | | |
| Totals | | | 21-53 | 6-18 | 20-25 | 11 25 36 | 22 68 | 13 18 2 4 | 200 | | | | | | |

FG % 1st Half: 10-25 40.0% 2nd half: 11-28 39.3% Game: 21-53 39.6% Deadball Rebounds 2
3FG % 1st Half: 3-8 37.5% 2nd half: 3-10 30.0% Game: 6-18 33.3%
FT % 1st Half: 4-5 80.0% 2nd half: 16-20 80.0% Game: 20-25 80.0%

Arkansas 87 • 17-5, 6-3 SEC

| # | Player | | Total | | 3-Ptr | | Rebounds | | | PF | TP | | | | | Min |
|----|------------------|---|--------|--------|--------|-----|----------|-----|----|----|----|----|-----|-----|-----|-----|
| | | | FG-FGA | FG-FGA | FT-FTA | Off | Def | Tot | A | | | To | Blk | Stl | | |
| 05 | Cook, Arlando | f | 1-1 | 0-0 | 0-0 | 1 | 0 | 1 | 3 | 2 | 0 | 2 | 0 | 0 | 11 | |
| 33 | Kingsley, Moses | f | 2-4 | 0-0 | 11-12 | 1 | 5 | 6 | 3 | 15 | 1 | 2 | 2 | 2 | 27 | |
| 00 | Barford, Jaylen | g | 6-12 | 0-3 | 1-3 | 2 | 3 | 5 | 0 | 13 | 4 | 1 | 0 | 1 | 27 | |
| 04 | Macon, Daryl | | 4-8 | 3-4 | 1-1 | 0 | 1 | 1 | 2 | 12 | 4 | 1 | 0 | 0 | 27 | |
| 31 | Beard, Anton | g | 2-8 | 1-4 | 0-0 | 1 | 3 | 4 | 1 | 5 | 2 | 3 | 0 | 1 | 27 | |
| 01 | Thompson, Trey | | 0-0 | 0-0 | 0-0 | 1 | 1 | 2 | 2 | 0 | 3 | 0 | 1 | 1 | 11 | |
| 02 | Bailey, Adrio | | 3-3 | 0-0 | 1-3 | 1 | 2 | 3 | 3 | 7 | 0 | 0 | 1 | 1 | 11 | |
| 03 | Hannahs, Dusty | | 7-9 | 5-6 | 0-0 | 0 | 0 | 0 | 3 | 19 | 1 | 2 | 0 | 0 | 17 | |
| 12 | Hazen, Brachen | | 0-1 | 0-0 | 0-0 | 0 | 0 | 0 | 0 | 0 | 0 | 0 | 0 | 0 | 3 | |
| 13 | Thomas, Dustin | | 1-4 | 0-0 | 0-2 | 2 | 3 | 5 | 5 | 2 | 1 | 0 | 0 | 2 | 13 | |
| 15 | Holmes, Jonathan | | 0-1 | 0-1 | 0-0 | 0 | 0 | 0 | 1 | 0 | 0 | 0 | 0 | 0 | 1 | |
| 21 | Watkins, Manuale | | 2-5 | 2-4 | 4-8 | 1 | 3 | 4 | 0 | 10 | 2 | 0 | 0 | 0 | 21 | |
| 23 | Jones, CJ | | 1-3 | 0-1 | 0-0 | 0 | 0 | 0 | 0 | 2 | 0 | 0 | 0 | 0 | 4 | |
| | Team | | | | | 1 | 0 | 1 | | | | | | | | |
| | Totals | | 29-59 | 11-23 | 18-29 | 11 | 21 | 32 | 23 | 87 | 18 | 11 | 4 | 11 | 200 | |

GAME 25

Arkansas at LSU
Feb. 11, 2017 at 7:30 p.m. at Baton Rouge, La. (Maravich Center)

Arkansas 78 • 18-7 (7-5 SEC)

| # | Player | Total | | 3-Ptr | | Rebounds | | | PF | TP | A | TO | Blk | Stl | Min |
|--------|------------------|--------|--------|--------|-------------|----------|---------|--------------|----|----|---|----|-----|-----|-----|
| | | FG-FGA | FG-FGA | FT-FTA | Off Def Tot | PF | TP | A TO Blk Stl | | | | | | | |
| 02 | Bailey, Adrio | f | 1-2 | 0-0 | 0-2 | 0 0 0 | 0 2 | 0 0 1 0 | 9 | | | | | | |
| 33 | Kingsley, Moses | f | 2-4 | 0-0 | 5-6 | 0 5 5 | 2 9 | 2 2 5 0 | 29 | | | | | | |
| 00 | Barford, Jaylen | g | 2-9 | 1-6 | 3-4 | 0 6 6 | 3 8 | 4 1 0 1 | 30 | | | | | | |
| 03 | Hannahs, Dusty | g | 6-14 | 5-10 | 0-0 | 0 2 2 | 2 17 | 0 2 0 1 | 24 | | | | | | |
| 31 | Beard, Anton | g | 2-3 | 1-1 | 6-6 | 0 1 1 | 2 11 | 4 3 0 2 | 24 | | | | | | |
| 01 | Thompson, Trey | | 0-0 | 0-0 | 0 0 0 | 3 0 | 1 0 0 1 | 11 | | | | | | | |
| 04 | Macon, Daryl | | 5-11 | 2-7 | 5-7 | 0 0 0 | 0 17 | 0 2 0 0 | 28 | | | | | | |
| 05 | Cook, Arlando | | 0-2 | 0-0 | 0 0 0 | 2 2 | 1 0 | 0 0 1 0 | 5 | | | | | | |
| 13 | Thomas, Dustin | | 4-6 | 0-1 | 1-2 | 2 7 9 | 3 9 | 1 1 0 3 | 26 | | | | | | |
| 21 | Watkins, Manuale | | 2-2 | 1-1 | 0-0 | 0 3 3 | 3 5 | 2 1 0 2 | 14 | | | | | | |
| | Team | | | | 1 1 2 | | | | | | | | | | |
| Totals | | | 24-53 | 10-26 | 20-27 | 3 27 30 | 19 | 78 | 14 | 12 | 7 | 10 | 200 | | |

FG % 1st Half: 10-27 37.0% 2nd half: 14-26 53.8% Game: 24-53 45.3% Deadball Rebounds 1,1
3FG % 1st Half: 3-9 33.3% 2nd half: 7-17 41.2% Game: 10-26 38.5%
FT % 1st Half: 8-11 72.7% 2nd half: 12-16 75.0% Game: 20-27 74.1%

LSU 70 • 9-15 (1-11 SEC)

| # | Player | Total | | 3-Ptr | | Rebounds | | | PF | TP | A | TO | Blk | Stl | Min |
|--------|-------------------|--------|--------|--------|-------------|----------|------|--------------|----|----|---|----|-----|-----|-----|
| | | FG-FGA | FG-FGA | FT-FTA | Off Def Tot | PF | TP | A TO Blk Stl | | | | | | | |
| 01 | REATH, Duop | f | 7-16 | 0-0 | 0-0 | 6 9 15 | 4 14 | 0 1 1 0 | 34 | | | | | | |
| 44 | Sims,Wayde | f | 2-8 | 0-1 | 4-4 | 3 2 5 | 1 8 | 0 1 1 2 | 26 | | | | | | |
| 00 | SAMPSON, Brandon | g | 4-13 | 1-4 | 3-5 | 2 3 5 | 3 12 | 2 4 0 0 | 27 | | | | | | |
| 02 | BLAKENEY, Antonio | g | 8-16 | 1-4 | 4-6 | 1 11 12 | 1 21 | 1 6 0 1 | 32 | | | | | | |
| 04 | MAYS, Skylar | g | 1-2 | 0-0 | 2-3 | 1 3 4 | 2 4 | 5 2 0 2 | 20 | | | | | | |
| 05 | HAYWARD, Kieran | | 0-1 | 0-1 | 0-0 | 0 1 1 | 1 0 | 1 1 0 0 | 6 | | | | | | |
| 10 | Jenkins,Brandon | | 0-2 | 0-1 | 1-2 | 1 0 1 | 2 1 | 0 0 0 0 | 8 | | | | | | |
| 11 | Patterson,Jalyn | | 2-4 | 2-4 | 0 0 1 | 1 3 | 6 2 | 1 0 0 0 | 26 | | | | | | |
| 20 | Bridgewater,Brian | | 0-1 | 0-0 | 0 0 0 | 0 0 | 0 0 | 0 0 1 4 | 4 | | | | | | |
| 21 | Epps,Aaron | | 2-4 | 0-0 | 0-1 | 2 1 3 | 1 4 | 0 0 0 0 | 17 | | | | | | |
| | Team | | | | 2 1 3 | | | | | | | | | | |
| Totals | | | 26-67 | 4-15 | 14-21 | 18 32 50 | 18 | 70 | 12 | 16 | 1 | 6 | 200 | | |

FG % 1st Half: 14-34 41.2% 2nd half: 12-33 36.4% Game: 26-67 38.8% Deadball Rebounds 2
3FG % 1st Half: 1-7 14.3% 2nd half: 3-8 37.5% Game: 4-15 26.7%
FT % 1st Half: 11-15 73.3% 2nd half: 3-6 50.0% Game: 14-21 66.7%

Officials: Pat Adams, Brian Shey, Bart Lenox
Technical fouls: Arkansas-None. LSU-None.
Attendance: 7132

| Score by periods | 1st | 2nd | Total |
|------------------|-----|-----|-------|
| Arkansas | 31 | 47 | 78 |
| LSU | 40 | 30 | 70 |

Last FG - AR 2nd-03:45, LSU 2nd-01:46.
Largest lead - AR by 12 2nd-03:35, LSU by 14 1st-04:13.
AR led for 15:47, LSU led for 20:25. Game was tied for 03:47.
Score tied - 4 times.
Lead changed - 4 times.

GAME 27

Arkansas vs Ole Miss
Feb. 18, 2017 at 5 p.m. at Fayetteville, Ark. (Bud Walton Arena)

Ole Miss 80 • 16-11, 7-7 SEC

| # | Player | Total | | 3-Ptr | | Rebounds | | | PF | TP | A | TO | Blk | Stl | Min |
|--------|----------------------|--------|--------|--------|-------------|----------|------|--------------|----|----|---|----|-----|-----|-----|
| | | FG-FGA | FG-FGA | FT-FTA | Off Def Tot | PF | TP | A TO Blk Stl | | | | | | | |
| 05 | Hymon,Marcanvis | f | 2-4 | 0-0 | 0-0 | 3 4 7 | 5 4 | 0 1 2 2 | 32 | | | | | | |
| 11 | Saiz,Sebastian | f | 2-13 | 0-3 | 4-6 | 2 3 5 | 3 8 | 0 1 0 1 | 24 | | | | | | |
| 8 | Burnett,Deandre | g | 8-11 | 5-6 | 6-8 | 0 2 2 | 2 27 | 4 1 2 0 | 30 | | | | | | |
| 03 | Davis, Terence | g | 9-19 | 2-6 | 4-6 | 1 3 4 | 2 24 | 2 0 0 2 | 34 | | | | | | |
| 04 | Tyree,Brelin | g | 1-6 | 1-4 | 2-2 | 0 3 3 | 2 5 | 0 3 0 0 | 16 | | | | | | |
| 00 | Fitzpatrick-Dorsey,D | | 0-1 | 0-0 | 0 0 0 | 0 0 | 0 0 | 0 0 0 0 | 1 | | | | | | |
| 02 | Neal,Cullen | | 1-4 | 0-2 | 2-2 | 1 1 2 | 3 4 | 4 1 0 1 | 19 | | | | | | |
| 14 | Brooks,Rasheed | | 1-7 | 0-5 | 0 0 | 1 3 4 | 0 2 | 0 1 0 0 | 21 | | | | | | |
| 50 | Furmanavicius,Justas | | 2-5 | 0-1 | 2-3 | 4 3 7 | 4 6 | 2 1 0 0 | 23 | | | | | | |
| | Team | | | | 4 2 6 | | | | | | | | | | |
| Totals | | | 26-70 | 8-27 | 20-27 | 16 24 40 | 21 | 80 | 12 | 9 | 4 | 6 | 200 | | |

FG % 1st Half: 15-34 44.1% 2nd half: 11-36 30.6% Game: 26-70 37.1% Deadball Rebounds 3,2
3FG % 1st Half: 3-11 27.3% 2nd half: 5-16 31.3% Game: 8-27 29.6%
FT % 1st Half: 4-6 66.7% 2nd half: 16-21 76.2% Game: 20-27 74.1%

Arkansas 98 • 20-7, 9-5 SEC

| # | Player | Total | | 3-Ptr | | Rebounds | | | PF | TP | A | TO | Blk | Stl | Min |
|--------|------------------|--------|--------|--------|-------------|----------|------|--------------|----|----|---|----|-----|-----|-----|
| | | FG-FGA | FG-FGA | FT-FTA | Off Def Tot | PF | TP | A TO Blk Stl | | | | | | | |
| 13 | Thomas, Dustin | f | 0-4 | 0-1 | 3-4 | 1 3 4 | 4 3 | 1 0 0 0 | 18 | | | | | | |
| 33 | Kingsley, Moses | f | 3-4 | 0-0 | 8-8 | 4 9 13 | 3 14 | 3 1 4 1 | 28 | | | | | | |
| 00 | Barford, Jaylen | g | 4-10 | 2-4 | 5-5 | 0 2 2 | 3 15 | 1 3 0 0 | 23 | | | | | | |
| 03 | Hannahs, Dusty | g | 3-11 | 1-6 | 2-2 | 0 2 2 | 1 9 | 0 1 0 0 | 23 | | | | | | |
| 21 | Watkins, Manuale | g | 3-6 | 0-1 | 0-0 | 2 2 4 | 2 6 | 5 1 0 0 | 26 | | | | | | |
| 01 | Thompson, Trey | | 4-4 | 0-0 | 0-0 | 1 7 8 | 1 8 | 3 2 3 3 | 23 | | | | | | |
| 02 | Bailey, Adrio | | 1-3 | 0-0 | 0-1 | 1 0 1 | 1 2 | 0 0 0 0 | 3 | | | | | | |
| 04 | Macon, Daryl | | 10-13 | 6-9 | 4-5 | 0 1 1 | 2 30 | 2 2 0 1 | 24 | | | | | | |
| 05 | Cook, Arlando | | 0-1 | 0-0 | 0 0 3 | 3 1 | 0 0 | 0 0 0 0 | 7 | | | | | | |
| 12 | Hazen, Brachen | | 0-1 | 0-1 | 0-0 | 0 1 1 | 0 0 | 0 0 0 0 | 2 | | | | | | |
| 15 | Holmes, Jonathan | | 0-1 | 0-1 | 0-0 | 0 0 0 | 0 0 | 0 0 0 0 | 1 | | | | | | |
| 23 | Jones, CJ | | 0-0 | 0-0 | 0 0 0 | 0 0 | 0 0 | 0 0 0 0 | 2 | | | | | | |
| 31 | Beard, Anton | | 3-8 | 3-6 | 2-2 | 1 1 2 | 1 11 | 4 0 0 1 | 20 | | | | | | |
| | Team | | | | 1 0 1 | | | | | | | | | | |
| Totals | | | 31-66 | 12-29 | 24-27 | 11 31 42 | 19 | 98 | 20 | 10 | 7 | 6 | 200 | | |

FG % 1st Half: 15-36 41.7% 2nd half: 16-30 53.3% Game: 31-66 47.0% Deadball Rebounds 1,1
3FG % 1st Half: 6-16 37.5% 2nd half: 6-13 46.2% Game: 12-29 41.4%
FT % 1st Half: 10-11 90.9% 2nd half: 14-16 87.5% Game: 24-27 88.9%

Officials: Doug Shows, Patrick Evans, Tim Gattis
Technical fouls: Ole Miss-None. Arkansas-None.
Attendance: 17356
Estimated Actual Attendance: 15214
Fouled Out: Ole Miss, #05, Hymon (1:55 2H)

| Score by periods | 1st | 2nd | Total |
|------------------|-----|-----|-------|
| Ole Miss | 37 | 43 | 80 |
| Arkansas | 46 | 52 | 98 |

Last FG - OM 2nd-00:38, AR 2nd-01:22.
Largest lead - OM by 3 1st-15:59, AR by 24 2nd-11:17.
OM led for 01:38, AR led for 36:00. Game was tied for 02:22.
Score tied - 4 times.
Lead changed - 4 times.

GAME 26

Arkansas at South Carolina
Feb. 15, 2017 at 5:30 p.m. at Columbia, S.C. (Colonial Life Arena)

Arkansas 83 • 19-7, 8-5 SEC

| # | Player | Total | | 3-Ptr | | Rebounds | | | PF | TP | A | TO | Blk | Stl | Min |
|--------|------------------|--------|--------|--------|-------------|----------|------|--------------|----|----|---|----|-----|-----|-----|
| | | FG-FGA | FG-FGA | FT-FTA | Off Def Tot | PF | TP | A TO Blk Stl | | | | | | | |
| 02 | Bailey, Adrio | f | 0-1 | 0-0 | 0-0 | 0 0 0 | 0 0 | 0 0 0 1 | 6 | | | | | | |
| 33 | Kingsley, Moses | f | 5-9 | 0-0 | 6-7 | 2 5 7 | 1 16 | 1 0 4 0 | 29 | | | | | | |
| 00 | Barford, Jaylen | g | 9-17 | 2-4 | 3-3 | 2 3 5 | 4 23 | 1 6 0 0 | 32 | | | | | | |
| 03 | Hannahs, Dusty | g | 8-14 | 4-7 | 0-0 | 0 2 2 | 2 20 | 1 2 0 0 | 34 | | | | | | |
| 21 | Watkins, Manuale | g | 3-4 | 0-0 | 0-0 | 2 2 4 | 3 6 | 3 1 1 0 | 27 | | | | | | |
| 01 | Thompson, Trey | | 1-1 | 0-0 | 1-2 | 1 2 3 | 1 3 | 1 0 2 1 | 18 | | | | | | |
| 04 | Macon, Daryl | | 3-6 | 1-2 | 6-6 | 0 1 1 | 1 13 | 1 0 0 2 | 21 | | | | | | |
| 05 | Cook, Arlando | | 0-0 | 0-0 | 0 0 0 | 0 0 | 2 0 | 0 0 0 0 | 2 | | | | | | |
| 13 | Thomas, Dustin | | 1-4 | 0-1 | 0-0 | 1 3 4 | 5 2 | 2 2 1 1 | 26 | | | | | | |
| 31 | Beard, Anton | | 0-0 | 0-0 | 0-0 | 1 0 1 | 0 0 | 0 1 0 0 | 5 | | | | | | |
| | Team | | | | 1 4 5 | | | | | | | | | | |
| Totals | | | 30-56 | 7-14 | 16-18 | 10 22 32 | 19 | 83 | 12 | 13 | 6 | 6 | 200 | | |

FG % 1st Half: 15-27 55.6% 2nd half: 15-29 51.7% Game: 30-56 53.6% Deadball Rebounds 1,1
3FG % 1st Half: 5-7 71.4% 2nd half: 2-7 28.6% Game: 7-14 50.0%
FT % 1st Half: 4-4 100.0 2nd half: 12-14 85.7% Game: 16-18 88.9%

South Carolina 76 • 20-6, 10-3 SEC

| # | Player | | Total | | 3-Ptr | Rebounds | | | PF | TP | A | TO | Blk | Stl | Min |
|----|----------------------|---|--------|--------|--------|----------|-----|-----|----|----|---|----|-----|-----|-----|
| | | | FG-FGA | FG-FGA | FT-FTA | Off | Def | Tot | | | | | | | |
| 21 | KOTSAR, Maik | f | 1-2 | 0-0 | 0-0 | 3 | 3 | 6 | 3 | 2 | 2 | 1 | 2 | 0 | 32 |
| 30 | SILVA, Chris | f | 6-9 | 0-0 | 4-6 | 3 | 5 | 8 | 5 | 16 | 0 | 2 | 0 | 0 | 18 |
| 00 | THORNWELL, Sindarius | g | 10-19 | 2-4 | 5-5 | 4 | 0 | 4 | 0 | 27 | 3 | 1 | 2 | 1 | 35 |
| 10 | NOTICE, Duane | g | 5-10 | 1-5 | 3-4 | 1 | 2 | 3 | 2 | 14 | 2 | 1 | 0 | 1 | 35 |
| 15 | DOZIER, PJ | g | 4-12 | 1-5 | 0-0 | 0 | 3 | 3 | 4 | 9 | 6 | 4 | 0 | 0 | 24 |
| 02 | GRAVETT, Hassani | | 0-3 | 0-2 | 0-0 | 0 | 1 | 1 | 1 | 0 | 2 | 0 | 0 | 0 | 14 |
| 04 | FELDER, Rakym | | 1-4 | 1-3 | 2-2 | 0 | 1 | 1 | 2 | 5 | 0 | 2 | 0 | 1 | 14 |
| 05 | BLANTON, TeMarcus | | 0-1 | 0-0 | 0-0 | 0 | 0 | 0 | 0 | 0 | 0 | 0 | 0 | 0 | 6 |
| 12 | GUEYE, Khadim | | 0-1 | 0-0 | 0-0 | 1 | 0 | 1 | 1 | 0 | 0 | 0 | 0 | 0 | 7 |
| 20 | MCKIE, Justin | | 1-4 | 1-3 | 0-0 | 0 | 0 | 0 | 0 | 3 | 0 | 0 | 0 | 0 | 13 |
| 24 | KEITA, Sedee | | 0-0 | 0-0 | 0-0 | 0 | 0 | 0 | 0 | 0 | 0 | 1 | 0 | 0 | 2 |
| | Team | | | | | 2 | 0 | 2 | | | | | | | |

GAME 29

Arkansas at Auburn
Feb. 25, 2017 at 7:30 p.m. at Auburn, Ala. (Auburn Arena)

Arkansas 79 • 22-7, 11-5

| # | Player | | Total | | 3-Ptr | Rebounds | | | PF | TP | A | TO | Blk | Stl | Min |
|--------|------------------|---|--------|--------|--------|----------|-----|-----|----|----|----|----|-----|-----|-----|
| | | | FG-FGA | FG-FGA | FT-FTA | Off | Def | Tot | | | | | | | |
| 13 | Thomas, Dustin | f | 2-4 | 0-0 | 0-0 | 2 | 1 | 3 | 4 | 4 | 1 | 1 | 0 | 1 | 13 |
| 33 | Kingsley, Moses | f | 2-6 | 0-0 | 4-4 | 2 | 4 | 6 | 4 | 8 | 1 | 2 | 2 | 0 | 15 |
| 00 | Barford, Jaylen | g | 7-17 | 0-5 | 6-9 | 0 | 4 | 4 | 2 | 20 | 1 | 1 | 0 | 0 | 32 |
| 03 | Hannahs, Dusty | g | 7-14 | 3-7 | 1-1 | 1 | 1 | 2 | 1 | 18 | 2 | 1 | 0 | 2 | 26 |
| 21 | Watkins, Manuale | g | 1-2 | 0-0 | 0-0 | 1 | 4 | 5 | 4 | 2 | 0 | 0 | 0 | 1 | 26 |
| 01 | Thompson, Trey | | 3-4 | 0-0 | 0-0 | 1 | 10 | 11 | 2 | 6 | 3 | 1 | 1 | 1 | 29 |
| 02 | Bailey, Adrio | | 0-0 | 0-0 | 0-0 | 0 | 0 | 0 | 1 | 0 | 0 | 0 | 0 | 0 | 3 |
| 04 | Macon, Daryl | | 4-5 | 2-3 | 3-4 | 0 | 1 | 1 | 1 | 13 | 2 | 4 | 0 | 1 | 21 |
| 05 | Cook, Arlando | | 3-3 | 0-0 | 2-2 | 0 | 4 | 4 | 3 | 8 | 1 | 1 | 1 | 0 | 19 |
| 23 | Jones, CJ | | 0-0 | 0-0 | 0-0 | 0 | 0 | 0 | 0 | 0 | 0 | 0 | 0 | 0 | 1 |
| 31 | Beard, Anton | | 0-3 | 0-2 | 0-0 | 1 | 1 | 2 | 1 | 0 | 2 | 1 | 0 | 0 | 15 |
| | Team | | | | | 1 | 2 | 3 | | | | | | | |
| Totals | | | 29-58 | 5-17 | 16-20 | 9 | 32 | 41 | 23 | 79 | 13 | 12 | 4 | 6 | 200 |

FG % 1st Half: 16-33 48.5% 2nd half: 13-25 52.0% Game: 29-58 50.0% Deadball Rebounds 3,1
3FG % 1st Half: 3-11 27.3% 2nd half: 2-6 33.3% Game: 5-17 29.4%
FT % 1st Half: 5-8 62.5% 2nd half: 11-12 91.7% Game: 16-20 80.0%

Auburn 68 • 17-12, 6-10

| # | Player | | Total | | 3-Ptr | Rebounds | | | PF | TP | A | TO | Blk | Stl | Min | |
|--------|--------------------|---|--------|--------|--------|----------|-----|-----|----|----|----|----|-----|-----|-----|-----|
| | | | FG-FGA | FG-FGA | FT-FTA | Off | Def | Tot | | | | | | | | |
| 03 | Purifoy, Danjel | f | 3-10 | 2-7 | 0-0 | 1 | 4 | 5 | 3 | 8 | 1 | 0 | 1 | 0 | 30 | |
| 50 | Wiley, Austin | c | 0-3 | 0-0 | 3-7 | 3 | 1 | 4 | 0 | 3 | 0 | 2 | 1 | 0 | 17 | |
| 01 | Harper, Jared | g | 6-13 | 3-6 | 2-3 | 0 | 2 | 2 | 2 | 17 | 3 | 0 | 0 | 1 | 27 | |
| 02 | Brown, Bryce | g | 2-5 | 2-3 | 0-0 | 0 | 2 | 2 | 3 | 6 | 2 | 1 | 0 | 1 | 29 | |
| 05 | Heron, Mustapha | g | 5-10 | 2-3 | 4-6 | 1 | 5 | 6 | 3 | 16 | 1 | 3 | 0 | 0 | 32 | |
| 04 | Dunans, T.J. | g | 1-6 | 0-2 | 1-3 | 0 | 0 | 0 | 1 | 3 | 1 | 1 | 0 | 0 | 18 | |
| 23 | Lang, TJ | g | 1-1 | 1-1 | 0-0 | 0 | 0 | 0 | 2 | 3 | 1 | 0 | 0 | 0 | 11 | |
| 24 | McLemore, Anfernee | g | 3-6 | 0-0 | 2-4 | 4 | 4 | 8 | 1 | 8 | 0 | 0 | 1 | 0 | 23 | |
| 35 | Johnson, Ronnie | g | 2-8 | 0-2 | 0-0 | 0 | 2 | 2 | 0 | 4 | 2 | 0 | 0 | 1 | 13 | |
| Team | | | | | | 2 | 2 | 4 | 1 | | | | | | | |
| Totals | | | | 23-62 | 10-24 | 12-23 | 11 | 22 | 33 | 16 | 68 | 11 | 7 | 3 | 3 | 200 |

FG % 1st Half: 11-28 39.3% 2nd half: 12-34 35.3% Game: 23-62 37.1% Deadball Rebounds 5
3FG % 1st Half: 5-11 45.5% 2nd half: 5-13 38.5% Game: 10-24 41.7%
FT % 1st Half: 4-8 50.0% 2nd half: 8-15 53.3% Game: 12-23 52.2%

Officials: Michael Roberts, Chuck Jones, Brian Shey
Technical fouls: Arkansas-None. Auburn-TEAM.
Attendance: 8098

| Score by periods | 1st | 2nd | Total |
|------------------|-----|-----|-------|
| Arkansas | 40 | 39 | 79 |
| Auburn | 31 | 37 | 68 |

| Points | In Paint | Off T/O | 2nd Chance | Fast Break | Bench |
|----------|----------|---------|------------|------------|-------|
| Arkansas | 36 | 12 | 17 | 12 | 27 |
| Auburn | 24 | 15 | 9 | 5 | 18 |

Last FG - AR 2nd-04:34, AU 2nd-00:12.
Largest lead - AR by 15 2nd-01:17, AU by 5 1st-17:01.
AR led for 31:58. AU led for 06:28. Game was tied for 01:34.

Score tied - 2 times.
Lead changed - 6 times.

GAME 31

Arkansas vs Georgia
March 4, 2017 at 1 p.m. at Fayetteville, Ark. (Bud Walton Arena)

Georgia 67 • 18-13, 9-9 SEC

| # | Player | | Total | | 3-Ptr | Rebounds | | | PF | TP | A | TO | Blk | Stl | Min |
|--------|--------------------|---|--------|--------|--------|----------|-----|-----|----|----|---|----|-----|-----|-----|
| | | | FG-FGA | FG-FGA | FT-FTA | Off | Def | Tot | | | | | | | |
| 13 | Wilridge,E'Torrior | f | 1-5 | 0-2 | 2-2 | 0 | 1 | 1 | 3 | 4 | 1 | 0 | 0 | 1 | 33 |
| 34 | Ogbeide,Derek | f | 4-7 | 0-0 | 4-5 | 5 | 2 | 7 | 2 | 12 | 0 | 2 | 0 | 0 | 28 |
| 00 | Jackson II,William | g | 2-7 | 1-3 | 0-0 | 1 | 0 | 1 | 2 | 5 | 1 | 1 | 0 | 0 | 18 |
| 03 | Parker,Juwan | g | 2-10 | 0-0 | 2-2 | 4 | 3 | 7 | 1 | 6 | 2 | 0 | 0 | 0 | 20 |
| 30 | Frazier,JJ | g | 5-15 | 1-4 | 13-13 | 0 | 4 | 4 | 4 | 24 | 0 | 1 | 0 | 0 | 33 |
| 02 | Harris,Jordan | | 0-1 | 0-1 | 0-0 | 0 | 0 | 0 | 0 | 0 | 0 | 2 | 0 | 0 | 6 |
| 04 | Crump,Tyree | | 2-10 | 1-6 | 2-2 | 0 | 3 | 3 | 1 | 7 | 2 | 2 | 0 | 0 | 20 |
| 05 | Diatla,Pape | | 0-2 | 0-1 | 0-0 | 0 | 3 | 3 | 2 | 0 | 1 | 0 | 0 | 0 | 13 |
| 24 | Kessler,Houston | | 0-0 | 0-0 | 0-0 | 0 | 1 | 1 | 0 | 0 | 0 | 0 | 0 | 1 | 5 |
| 25 | Geno,Kenny Paul | | 0-1 | 0-1 | 0-0 | 0 | 0 | 0 | 0 | 0 | 1 | 0 | 0 | 1 | 8 |
| 32 | Edwards,Mike | | 3-3 | 0-0 | 3-4 | 4 | 1 | 5 | 2 | 9 | 0 | 1 | 0 | 0 | 16 |
| | Team | | | | | 0 | 1 | 1 | | | | 1 | | | |
| Totals | | | 19-61 | 3-18 | 26-28 | 14 | 19 | 33 | 17 | 67 | 8 | 10 | 0 | 3 | 200 |

FG % 1st Half: 11-29 37.9% 2nd half: 8-32 25.0% Game: 19-61 31.1% Deadball Rebounds 0,1
3FG % 1st Half: 1-8 12.5% 2nd half: 2-10 20.0% Game: 3-18 16.7%
FT % 1st Half: 14-15 93.3% 2nd half: 12-13 92.3% Game: 26-28 92.9%

Arkansas 85 • 23-8, 12-6 SEC

| # | Player | | Total | | 3-Ptr | Rebounds | | | PF | TP | A | TO | Blk | Stl | Min |
|--------|------------------|---|--------|--------|--------|----------|-----|-----|----|----|----|----|-----|-----|-----|
| | | | FG-FGA | FG-FGA | FT-FTA | Off | Def | Tot | | | | | | | |
| 13 | Thomas, Dustin | f | 3-3 | 0-0 | 0-0 | 0 | 1 | 1 | 3 | 6 | 1 | 0 | 1 | 0 | 15 |
| 33 | Kingsley, Moses | f | 6-11 | 0-1 | 3-4 | 3 | 6 | 9 | 1 | 15 | 2 | 1 | 2 | 0 | 25 |
| 00 | Barford, Jaylen | g | 6-9 | 1-3 | 2-2 | 0 | 3 | 3 | 2 | 15 | 3 | 2 | 1 | 2 | 29 |
| 03 | Hannahs, Dusty | g | 4-9 | 3-8 | 4-4 | 0 | 1 | 1 | 3 | 15 | 2 | 1 | 0 | 0 | 24 |
| 21 | Watkins, Manuale | g | 6-8 | 0-0 | 0-1 | 2 | 3 | 5 | 3 | 12 | 2 | 2 | 0 | 1 | 28 |
| 01 | Thompson, Trey | | 2-2 | 0-0 | 1-1 | 3 | 5 | 8 | 4 | 5 | 2 | 0 | 2 | 1 | 23 |
| 02 | Bailey, Adrio | | 1-1 | 0-0 | 0-0 | 0 | 0 | 0 | 0 | 2 | 0 | 0 | 0 | 0 | 2 |
| 04 | Macon, Daryl | | 1-8 | 0-4 | 1-1 | 0 | 1 | 1 | 0 | 3 | 2 | 1 | 0 | 0 | 18 |
| 05 | Cook, Arlando | | 1-1 | 0-0 | 2-2 | 0 | 3 | 3 | 4 | 4 | 0 | 3 | 1 | 0 | 15 |
| 12 | Hazen, Brachen | | 0-0 | 0-0 | 0-0 | 0 | 1 | 1 | 0 | 0 | 0 | 0 | 0 | 0 | 2 |
| 15 | Holmes, Jonathan | | 1-1 | 0-0 | 0-0 | 0 | 0 | 0 | 0 | 2 | 0 | 0 | 0 | 0 | 1 |
| 23 | Jones, CJ | | 0-1 | 0-1 | 0-0 | 0 | 0 | 0 | 0 | 0 | 0 | 0 | 0 | 0 | 2 |
| 31 | Beard, Anton | | 3-7 | 0-2 | 0-1 | 1 | 3 | 4 | 2 | 6 | 1 | 0 | 0 | 2 | 16 |
| | Team | | | | | 0 | 2 | 2 | | | | | | | |
| Totals | | | 34-61 | 4-19 | 13-16 | 9 | 29 | 38 | 22 | 85 | 15 | 10 | 7 | 6 | 200 |

FG % 1st Half: 14-28 50.0% 2nd half: 20-33 60.6% Game: 34-61 55.7% Deadball Rebounds 1,1
3FG % 1st Half: 2-9 22.2% 2nd half: 2-10 20.0% Game: 4-19 21.1%
FT % 1st Half: 8-10 80.0% 2nd half: 5-6 83.3% Game: 13-16 81.3%

Officials: Joe Lindsay, Patrick Evans, Sean Casey
Technical fouls: Georgia-None. Arkansas-None.
Attendance: 18247
Estimated Actual Attendance: 16,055

| Score by periods | 1st | 2nd | Total |
|------------------|-----|-----|-------|
| Georgia | 37 | 30 | 67 |
| Arkansas | 38 | 47 | 85 |

| Points | In Paint | Off T/O | 2nd Chance | Fast Break | Bench |
|----------|----------|---------|------------|------------|-------|
| Georgia | 22 | 4 | 18 | 4 | 16 |
| Arkansas | 48 | 7 | 12 | 10 | 22 |

Last FG - UGA 2nd-00:17, AR 2nd-00:22.
Largest lead - UGA by 7 1st-08:53, AR by 21 2nd-02:50.
UGA led for 08:00. AR led for 26:59. Game was tied for 05:01.

Score tied - 6 times.
Lead changed - 6 times.

GAME 30

Arkansas at No. 12 Florida
March 1, 2017 at 6 p.m. at Gainesville, Fla. (Exactech Arena)

Arkansas 65 • 22-8, 11-6 SEC

| # | Player | | Total | | 3-Ptr | Rebounds | | | PF | TP | A | TO | Blk | Stl | Min |
|--------|------------------|---|--------|--------|--------|----------|-----|-----|----|----|---|----|-----|-----|-----|
| | | | FG-FGA | FG-FGA | FT-FTA | Off | Def | Tot | | | | | | | |
| 13 | Thomas, Dustin | f | 1-3 | 0-0 | 1-2 | 0 | 2 | 2 | 3 | 1 | 3 | 1 | 0 | 22 | |
| 33 | Kingsley, Moses | f | 6-12 | 0-0 | 5-8 | 5 | 4 | 9 | 4 | 17 | 0 | 1 | 0 | 31 | |
| 00 | Barford, Jaylen | g | 6-18 | 1-5 | 5-5 | 2 | 4 | 6 | 3 | 18 | 3 | 3 | 0 | 31 | |
| 03 | Hannahs, Dusty | g | 3-9 | 3-6 | 4-4 | 1 | 0 | 1 | 2 | 13 | 0 | 1 | 0 | 30 | |
| 21 | Watkins, Manuale | g | 1-4 | 0-2 | 0-0 | 1 | 4 | 5 | 2 | 2 | 1 | 0 | 0 | 1 | 29 |
| 01 | Thompson, Trey | | 1-3 | 0-0 | 0-2 | 0 | 0 | 0 | 3 | 2 | 0 | 0 | 0 | 0 | 12 |
| 04 | Macon, Daryl | | 2-4 | 2-2 | 2-2 | 1 | 4 | 5 | 0 | 8 | 2 | 1 | 0 | 1 | 22 |
| 05 | Cook, Arlando | | 1-2 | 0-0 | 0-0 | 0 | 1 | 1 | 0 | 2 | 0 | 0 | 0 | 0 | 12 |
| 31 | Beard, Anton | | 0-4 | 0-1 | 0-0 | 0 | 0 | 0 | 1 | 0 | 0 | 0 | 0 | 1 | 11 |
| Team | | | | | | 1 | 3 | 4 | | | | | | | |
| Totals | | | 21-59 | 6-16 | 17-23 | 11 | 22 | 33 | 17 | 65 | 7 | 9 | 1 | 7 | 200 |

FG % 1st Half: 10-29 34.5% 2nd half: 11-30 36.7% Game: 21-59 35.6% Deadball Rebounds 2
3FG % 1st Half: 4-9 44.4% 2nd half: 2-7 28.6% Game: 6-16 37.5%
FT % 1st Half: 4-7 57.1% 2nd half: 13-16 81.3% Game: 17-23 73.9%

Florida 78 • 24-6, 14-3 SEC

| # | Player | | Total | | 3-Ptr | Rebounds | | | PF | TP | A | TO | Blk | Stl | Min |
|--------|-----------------|---|--------|--------|--------|----------|-----|-----|----|----|----|----|-----|-----|-----|
| | | | FG-FGA | FG-FGA | FT-FTA | Off | Def | Tot | | | | | | | |
| 23 | Leon,Justin | f | 1-5 | 0-2 | 0-0 | 0 | 1 | 1 | 1 | 2 | 1 | 2 | 0 | 0 | 17 |
| 32 | Rimmer,Schuyler | c | 1-1 | 0-0 | 0-0 | 1 | 0 | 1 | 2 | 2 | 1 | 0 | 0 | 0 | 10 |
| 00 | Hill,Kasey | | 3-9 | 1-2 | 5-6 | 0 | 3 | 3 | 0 | 12 | 4 | 3 | 0 | 0 | 33 |
| 05 | Allen,KeVaughn | | 5-6 | 2-3 | 0-0 | 0 | 3 | 3 | 2 | 12 | 2 | 1 | 0 | 1 | 26 |
| 24 | Barry,Canyon | g | 5-11 | 3-8 | 1-2 | 1 | 3 | 4 | 1 | 14 | 3 | 1 | 1 | 0 | 30 |
| 01 | Robinson,Devin | | 3-6 | 2-4 | 0-0 | 1 | 6 | 7 | 3 | 8 | 0 | 2 | 1 | 0 | 22 |
| 11 | Chiozza,Chris | | 4-8 | 1-3 | 3-4 | 1 | 4 | 5 | 1 | 12 | 1 | 3 | 0 | 0 | 23 |
| 12 | Gak,Gorjok | | 1-1 | 0-0 | 0-2 | 0 | 2 | 2 | 1 | 2 | 0 | 1 | 1 | 0 | 8 |
| 13 | Hayes,Kevarrius | | 3-6 | 0-0 | 0-0 | 3 | 5 | 8 | 4 | 6 | 0 | 0 | 3 | 1 | 22 |
| 25 | Stone,Keith | | 3-4 | 1-1 | 1-1 | 1 | 2 | 3 | 1 | 8 | 0 | 0 | 0 | 0 | 9 |
| | Team | | | | | 1 | 2 | 3 | | | | | | | |
| Totals | | | 29-57 | 10-23 | 10-15 | 9 | 31 | 40 | 16 | 78 | 12 | 13 | 6 | 2 | 200 |

GAME 33

Arkansas vs No. 7 Vanderbilt
March 11, 2017 at 2:30 p.m. at Nashville, Tenn. (Bridgestone Arena)

Vanderbilt 62 • 19-15

| # | Player | Total | | 3-Ptr | | Rebounds | | | PF | TP | A | TO | Blk | Stl | Min |
|--------|----------------------|--------|--------|--------|-------------|----------|----|----|----|----|----|----|-----|-----|-----|
| | | FG-FGA | FG-FGA | FT-FTA | Off Def Tot | | | | | | | | | | |
| 03 | Kornet, Luke | f | 1-8 | 0-5 | 4-5 | 0 | 8 | 8 | 0 | 6 | 3 | 2 | 3 | 1 | 26 |
| 11 | Roberson, Jeff | f | 3-8 | 1-3 | 3-4 | 2 | 3 | 5 | 3 | 10 | 2 | 1 | 1 | 0 | 27 |
| 02 | Toye, Joe | g | 4-10 | 3-6 | 0-0 | 1 | 2 | 3 | 2 | 11 | 0 | 2 | 1 | 0 | 32 |
| 13 | Lachance, Riley | g | 2-7 | 1-2 | 7-7 | 0 | 3 | 3 | 3 | 12 | 3 | 4 | 0 | 2 | 30 |
| 24 | Cressler, Nolan | g | 2-5 | 1-2 | 2-2 | 1 | 3 | 4 | 1 | 7 | 1 | 0 | 0 | 0 | 24 |
| 01 | Willis, Payton | | 1-6 | 0-4 | 0-0 | 0 | 2 | 2 | 2 | 2 | 0 | 2 | 0 | 0 | 19 |
| 05 | Fisher-Davis, Matthe | | 3-8 | 2-7 | 2-2 | 1 | 2 | 3 | 1 | 10 | 1 | 0 | 0 | 2 | 21 |
| 12 | Baptiste, Djery | | 1-2 | 0-0 | 2-2 | 1 | 1 | 2 | 1 | 4 | 0 | 2 | 1 | 0 | 11 |
| 15 | Brown, Clevon | | 0-2 | 0-2 | 0-0 | 0 | 2 | 2 | 0 | 0 | 0 | 2 | 0 | 0 | 10 |
| Team | | | | | | 3 | 1 | 4 | | | | | | | |
| Totals | | | 17-56 | 8-31 | 20-22 | 9 | 27 | 36 | 13 | 62 | 10 | 15 | 6 | 5 | 200 |

FG % 1st Half: 7-27 25.9% 2nd half: 10-29 34.5% Game: 17-56 30.4%
3FG % 1st Half: 4-15 26.7% 2nd half: 4-16 25.0% Game: 8-31 25.8%
FT % 1st Half: 13-13 100.0 2nd half: 7-9 77.8% Game: 20-22 90.9%

Deadball Rebounds 1

Arkansas 76 • 25-8

| # | Player | Total | | 3-Ptr | | Rebounds | | | PF | TP | A | TO | Blk | Stl | Min |
|--------|------------------|--------|--------|--------|-------------|----------|----|----|----|----|----|----|-----|-----|-----|
| | | FG-FGA | FG-FGA | FT-FTA | Off Def Tot | | | | | | | | | | |
| 13 | Thomas, Dustin | f | 1-5 | 0-0 | 0-1 | 0 | 1 | 1 | 1 | 2 | 3 | 2 | 1 | 1 | 17 |
| 33 | Kingsley, Moses | f | 6-10 | 0-0 | 0-0 | 1 | 12 | 13 | 1 | 12 | 0 | 3 | 1 | 1 | 28 |
| 00 | Barford, Jaylen | g | 8-17 | 1-5 | 1-2 | 3 | 1 | 4 | 1 | 18 | 0 | 0 | 0 | 3 | 25 |
| 03 | Hannahs, Dusty | g | 5-12 | 2-5 | 4-4 | 0 | 1 | 1 | 2 | 16 | 1 | 2 | 1 | 0 | 29 |
| 21 | Watkins, Manuale | g | 4-5 | 1-1 | 0-0 | 1 | 4 | 5 | 0 | 9 | 4 | 0 | 0 | 0 | 27 |
| 01 | Thompson, Trey | | 1-1 | 0-0 | 0-0 | 0 | 3 | 3 | 3 | 2 | 1 | 3 | 1 | 0 | 15 |
| 02 | Bailey, Adrio | | 0-1 | 0-0 | 0-0 | 0 | 0 | 0 | 1 | 0 | 0 | 0 | 0 | 0 | 7 |
| 04 | Macon, Daryl | | 6-10 | 1-4 | 2-2 | 0 | 3 | 3 | 2 | 15 | 2 | 2 | 0 | 2 | 19 |
| 05 | Cook, Arlando | | 0-1 | 0-0 | 0-0 | 0 | 3 | 3 | 4 | 0 | 0 | 0 | 0 | 0 | 9 |
| 23 | Jones, CJ | | 0-0 | 0-0 | 0-0 | 0 | 1 | 1 | 0 | 0 | 0 | 0 | 0 | 0 | 2 |
| 31 | Beard, Anton | | 1-5 | 0-2 | 0-0 | 0 | 0 | 0 | 1 | 2 | 1 | 0 | 0 | 4 | 22 |
| Team | | | | | | 3 | 2 | 5 | | | | | | | |
| Totals | | | 32-67 | 5-17 | 7-9 | 8 | 31 | 39 | 16 | 76 | 12 | 12 | 4 | 11 | 200 |

FG % 1st Half: 16-36 44.4% 2nd half: 16-31 51.6% Game: 32-67 47.8%
3FG % 1st Half: 2-8 25.0% 2nd half: 3-9 33.3% Game: 5-17 29.4%
FT % 1st Half: 1-3 33.3% 2nd half: 6-6 100.0 Game: 7-9 77.8%

Deadball Rebounds 2

Officials: Anthony Jordan, Pat Adams, Joe Lindsay
Technical fouls: Vanderbilt-None. Arkansas-None.
Attendance: 19196
Session 6 attendance is 19,196.

| Score by periods | 1st | 2nd | Total |
|------------------|-----|-----|-------|
| Vanderbilt | 31 | 31 | 62 |
| Arkansas | 35 | 41 | 76 |

Last FG - VU 2nd-00:19, AR 2nd-00:26.
Largest lead - VU by 3 1st-10:07, AR by 27 2nd-08:55.
VU led for 02:06. AR led for 36:57. Game was tied for 00:57.

Score tied - 2 times.
Lead changed - 4 times.

GAME 35

Arkansas vs No. 9 Seton Hall
March 17, 2017 at 12:30 p.m. at Greenville, S.C. (Bon Secours Arena)

Arkansas 65 • 25-9, 12-6

| # | Player | Total | | 3-Ptr | | Rebounds | | | PF | TP | A | TO | Blk | Stl | Min |
|--------|------------------|--------|--------|--------|-------------|----------|----|----|----|----|---|----|-----|-----|-----|
| | | FG-FGA | FG-FGA | FT-FTA | Off Def Tot | | | | | | | | | | |
| 13 | Thomas, Dustin | f | 2-3 | 0-0 | 0-0 | 1 | 2 | 3 | 3 | 4 | 0 | 2 | 0 | 1 | 21 |
| 33 | Kingsley, Moses | f | 3-6 | 0-0 | 2-2 | 2 | 4 | 6 | 3 | 8 | 0 | 3 | 2 | 0 | 24 |
| 00 | Barford, Jaylen | g | 4-13 | 1-4 | 4-4 | 0 | 2 | 2 | 3 | 13 | 1 | 2 | 0 | 1 | 29 |
| 03 | Hannahs, Dusty | g | 4-12 | 1-5 | 5-5 | 0 | 0 | 0 | 3 | 14 | 0 | 2 | 0 | 0 | 27 |
| 21 | Watkins, Manuale | g | 3-5 | 1-3 | 0-1 | 2 | 2 | 4 | 4 | 7 | 2 | 3 | 0 | 2 | 24 |
| 01 | Thompson, Trey | | 0-1 | 0-0 | 0-0 | 0 | 1 | 1 | 2 | 0 | 4 | 0 | 2 | 0 | 19 |
| 04 | Macon, Daryl | | 7-11 | 1-4 | 3-4 | 1 | 3 | 4 | 3 | 18 | 1 | 1 | 0 | 2 | 31 |
| 05 | Cook, Arlando | | 0-1 | 0-0 | 0-2 | 1 | 1 | 2 | 0 | 0 | 0 | 0 | 0 | 0 | 8 |
| 12 | Hazen, Brachen | | 0-0 | 0-0 | 0-0 | 0 | 0 | 0 | 0 | 0 | 0 | 0 | 0 | 0 | 1 |
| 23 | Jones, CJ | | 0-0 | 0-0 | 0-0 | 0 | 1 | 1 | 0 | 0 | 0 | 0 | 0 | 0 | 1 |
| 31 | Beard, Anton | | 0-3 | 0-2 | 1-2 | 0 | 0 | 0 | 1 | 1 | 0 | 1 | 0 | 1 | 15 |
| Team | | | | | | 1 | 2 | 3 | | | | | | | |
| Totals | | | 23-55 | 4-18 | 15-20 | 8 | 18 | 26 | 22 | 65 | 8 | 14 | 4 | 7 | 200 |

FG % 1st Half: 10-27 37.0% 2nd half: 13-28 46.4% Game: 23-55 41.8%
3FG % 1st Half: 3-12 25.0% 2nd half: 1-6 16.7% Game: 4-18 22.2%
FT % 1st Half: 7-10 70.0% 2nd half: 8-10 80.0% Game: 15-20 75.0%

Deadball Rebounds 1

Kentucky 82 • 29-5, 16-2

| # | Player | Total | | 3-Ptr | | Rebounds | | | PF | TP | A | TO | Blk | Stl | Min |
|--------|--------------------|--------|--------|--------|-------------|----------|----|----|----|----|----|----|-----|-----|-----|
| | | FG-FGA | FG-FGA | FT-FTA | Off Def Tot | | | | | | | | | | |
| 03 | Adebayo, Edrice | f | 5-8 | 0-0 | 7-8 | 4 | 5 | 9 | 2 | 17 | 0 | 3 | 1 | 0 | 31 |
| 35 | Willis, Derek | f | 2-2 | 1-1 | 0-0 | 1 | 8 | 9 | 3 | 5 | 0 | 1 | 2 | 0 | 26 |
| 00 | Fox, De'Aaron | g | 6-10 | 1-1 | 5-7 | 2 | 1 | 3 | 3 | 18 | 2 | 2 | 0 | 2 | 26 |
| 05 | Monk, Malik | g | 5-12 | 1-5 | 6-6 | 0 | 0 | 0 | 2 | 17 | 3 | 1 | 1 | 0 | 31 |
| 13 | Briscoe, Isaiah | g | 2-9 | 0-1 | 0-0 | 0 | 4 | 4 | 1 | 4 | 3 | 4 | 0 | 0 | 32 |
| 11 | Mulder, Mychal | | 1-4 | 1-3 | 0-0 | 0 | 3 | 3 | 1 | 3 | 0 | 0 | 0 | 0 | 10 |
| 15 | Humphries, Isaac | | 1-1 | 0-0 | 0-0 | 0 | 1 | 1 | 1 | 2 | 0 | 0 | 0 | 0 | 8 |
| 20 | Calipari, Brad | | 0-0 | 0-0 | 0-0 | 0 | 0 | 0 | 0 | 0 | 0 | 0 | 0 | 0 | 1 |
| 25 | Hawkins, Dominique | | 5-9 | 2-5 | 2-2 | 0 | 2 | 2 | 1 | 14 | 2 | 1 | 0 | 4 | 27 |
| 32 | Gabriel, Wenyen | | 0-1 | 0-0 | 2-2 | 2 | 1 | 3 | 1 | 2 | 0 | 1 | 0 | 0 | 8 |
| Team | | | | | | 3 | 3 | 6 | | | | | | | |
| Totals | | | 27-56 | 6-16 | 22-25 | 12 | 28 | 40 | 15 | 82 | 10 | 15 | 4 | 6 | 200 |

FG % 1st Half: 17-28 60.7% 2nd half: 10-28 35.7% Game: 27-56 48.2%
3FG % 1st Half: 3-7 42.9% 2nd half: 3-9 33.3% Game: 6-16 37.5%
FT % 1st Half: 5-6 83.3% 2nd half: 17-19 89.5% Game: 22-25 88.0%

Deadball Rebounds 2

Officials: Anthony Jordan, Doug Shows, Joe Lindsay
Technical fouls: Arkansas-Kingsley, Moses 2. Kentucky-None.
Attendance: 19953
Session 7 attendance is 19,953.

| Score by periods | 1st | 2nd | Total |
|------------------|-----|-----|-------|
| Arkansas | 30 | 35 | 65 |
| Kentucky | 42 | 40 | 82 |

Last FG - AR 2nd-01:32, UK 2nd-00:39.
Largest lead - AR by 2 1st-14:36, UK by 19 2nd-07:34.
AR led for 01:53. UK led for 35:03. Game was tied for 03:04.

Score tied - 4 times.
Lead changed - 6 times.

GAME 34

Arkansas vs No. 1 Kentucky
March 12, 2017 at Noon at Nashville, Tenn. (Bridgestone Arena)

Arkansas 65 • 25-9, 12-6

| # | Player | Total | | 3-Ptr | | Rebounds | | | PF | TP | A | TO | Blk | Stl | Min |
|--------|------------------|--------|--------|--------|-------------|----------|----|----|----|----|---|----|-----|-----|-----|
| | | FG-FGA | FG-FGA | FT-FTA | Off Def Tot | | | | | | | | | | |
| 13 | Thomas, Dustin | f | 2-3 | 0-0 | 0-0 | 1 | 2 | 3 | 3 | 4 | 0 | 2 | 0 | 1 | 21 |
| 33 | Kingsley, Moses | f | 3-6 | 0-0 | 2-2 | 2 | 4 | 6 | 3 | 8 | 0 | 3 | 2 | 0 | 24 |
| 00 | Barford, Jaylen | g | 4-13 | 1-4 | 4-4 | 0 | 2 | 2 | 3 | 13 | 1 | 2 | 0 | 1 | 29 |
| 03 | Hannahs, Dusty | g | 4-12 | 1-5 | 5-5 | 0 | 0 | 0 | 3 | 14 | 0 | 2 | 0 | 0 | 27 |
| 21 | Watkins, Manuale | g | 3-5 | 1-3 | 0-1 | 2 | 2 | 4 | 4 | 7 | 2 | 3 | 0 | 2 | 24 |
| 01 | Thompson, Trey | | 0-1 | 0-0 | 0-0 | 0 | 1 | 1 | 2 | 0 | 4 | 0 | 2 | 0 | 19 |
| 04 | Macon, Daryl | | 7-11 | 1-4 | 3-4 | 1 | 3 | 4 | 3 | 18 | 1 | 1 | 0 | 2 | 31 |
| 05 | Cook, Arlando | | 0-1 | 0-0 | 0-2 | 1 | 1 | 2 | 0 | 0 | 0 | 0 | 0 | 0 | 8 |
| 12 | Hazen, Brachen | | 0-0 | 0-0 | 0-0 | 0 | 0 | 0 | 0 | 0 | 0 | 0 | 0 | 0 | 1 |
| 23 | Jones, CJ | | 0-0 | 0-0 | 0-0 | 0 | 1 | 1 | 0 | 0 | 0 | 0 | 0 | 0 | 1 |
| 31 | Beard, Anton | | 0-3 | 0-2 | 1-2 | 0 | 0 | 0 | 1 | 1 | 0 | 1 | 0 | 1 | 15 |
| Team | | | | | | 1 | 2 | 3 | | | | | | | |
| Totals | | | 23-55 | 4-18 | 15-20 | 8 | 18 | 26 | 22 | 65 | 8 | 14 | 4 | 7 | 200 |

FG % 1st Half: 10-27 37.0% 2nd half: 13-28 46.4% Game: 23-55 41.8%
3FG % 1st Half: 3-12 25.0% 2nd half: 1-6 16.7% Game: 4-18 22.2%
FT % 1st Half: 7-10 70.0% 2nd half: 8-10 80.0% Game: 15-20 75.0%

Deadball Rebounds 1

Kentucky 82 • 29-5, 16-2

| # | Player | | Total | | 3-Ptr | | Rebounds | | | PF | TP | A | TO | Blk | Stl | Min | | |
|----------------------|--------------------|---|--------|-----------------|--------|-------------|----------|-------|-------|----|----|----|----|-----|-----|-----|---|---------------------------|
| | | | FG-FGA | FG-FGA | FT-FTA | Off | Def | Tot | | | | | | | | | | |
| 03 | Adebayo, Edrice | f | 5-8 | 0-0 | 7-8 | 4 | 5 | 9 | 2 | 17 | 0 | 3 | 1 | 0 | 31 | | | |
| 35 | Willis, Derek | f | 2-2 | 1-1 | 0-0 | 1 | 8 | 9 | 3 | 5 | 0 | 1 | 2 | 0 | 26 | | | |
| 00 | Fox, De'Aaron | g | 6-10 | 1-1 | 5-7 | 2 | 1 | 3 | 3 | 18 | 2 | 2 | 0 | 2 | 26 | | | |
| 05 | Monk, Malik | g | 5-12 | 1-5 | 6-6 | 0 | 0 | 0 | 2 | 17 | 3 | 1 | 1 | 0 | 31 | | | |
| 13 | Briscoe, Isaiah | g | 2-9 | 0-1 | 0-0 | 0 | 4 | 4 | 1 | 4 | 3 | 4 | 0 | 0 | 32 | | | |
| 11 | Mulder, Mychal | | 1-4 | 1-3 | 0-0 | 0 | 3 | 3 | 1 | 3 | 0 | 0 | 0 | 0 | 10 | | | |
| 15 | Humphries, Isaac | | 1-1 | 0-0 | 0-0 | 0 | 1 | 1 | 1 | 2 | 0 | 0 | 0 | 0 | 8 | | | |
| 20 | Calipari, Brad | | 0-0 | 0-0 | 0-0 | 0 | 0 | 0 | 0 | 0 | 0 | 0 | 0 | 0 | 1 | | | |
| 25 | Hawkins, Dominique | | 5-9 | 2-5 | 2-2 | 0 | 2 | 2 | 1 | 14 | 2 | 1 | 0 | 4 | 27 | | | |
| 32 | Gabriel, Wenyen | | 0-1 | 0-0 | 2-2 | 2 | 1 | 3 | 1 | 2 | 0 | 1 | 0 | 0 | 8 | | | |
| Team | | | | | | | 3 | 3 | 6 | | | | 2 | | | | | |
| Totals | | | | | | 27-56 | 6-16 | 22-25 | 12 | 28 | 40 | 15 | 82 | 10 | 15 | 4 | 6 | 200 |
| FG % 1st Half: 17-28 | | | 60.7% | 2nd half: 10-28 | 35.7% | Game: 27-56 | | | 48.2% | | | | | | | | | Deadball Rebounds 2 |
| 3FG % 1st Half: 3-7 | | | 42.9% | 2nd half: 3-9 | 33.3% | Game: 6-16 | | | 37.5% | | | | | | | | | |
| FT % 1st Half: 5-6 | | | 83.3% | 2nd half: 17-19 | 89.5% | Game: 22-25 | | | 88.0% | | | | | | | | | |



2016-17 Arkansas Razorbacks Arkansas Combined Team Statistics (as of Mar 17, 2017) All games



Overall record: 26-9 Conf: 12-6 Home: 15-3 Away: 6-5 Neutral: 5-1

| # | Player | gp-gs | min | avg | Total | | 3-Point | | F-Throw | | Rebounds | | | | pf | dq | a | to | blk | stl | pts | avg |
|----------------|------------------|-------|------|------|----------|------|---------|------|---------|------|----------|-----|------|------|-----|----|-----|-----|-----|-----|------|------|
| | | | | | fg-fga | fg% | 3fg-fga | 3fg% | ft-fa | ft% | off | def | tot | avg | | | | | | | | |
| 03 | Hannahs, Dusty | 35-22 | 872 | 24.9 | 165-376 | .439 | 72-187 | .385 | 108-119 | .908 | 19 | 40 | 59 | 1.7 | 62 | 0 | 43 | 54 | 4 | 16 | 510 | 14.6 |
| 04 | Macon, Daryl | 35-21 | 882 | 25.2 | 135-303 | .446 | 62-163 | .380 | 132-153 | .863 | 18 | 76 | 94 | 2.7 | 64 | 1 | 77 | 62 | 2 | 40 | 464 | 13.3 |
| 00 | Barford, Jaylen | 35-29 | 888 | 25.4 | 170-383 | .444 | 28-103 | .272 | 82-109 | .752 | 37 | 95 | 132 | 3.8 | 78 | 0 | 70 | 66 | 6 | 43 | 450 | 12.9 |
| 33 | Kingsley, Moses | 35-35 | 966 | 27.6 | 145-307 | .472 | 7-15 | .467 | 127-165 | .770 | 79 | 193 | 272 | 7.8 | 95 | 3 | 48 | 69 | 91 | 22 | 424 | 12.1 |
| 31 | Beard, Anton | 35-11 | 735 | 21.0 | 82-203 | .404 | 30-85 | .353 | 56-75 | .747 | 28 | 42 | 70 | 2.0 | 68 | 2 | 67 | 37 | 1 | 38 | 250 | 7.1 |
| 21 | Watkins, Manuale | 35-22 | 773 | 22.1 | 91-161 | .565 | 13-28 | .464 | 17-30 | .567 | 37 | 98 | 135 | 3.9 | 68 | 0 | 66 | 20 | 1 | 43 | 212 | 6.1 |
| 13 | Thomas, Dustin | 35-26 | 634 | 18.1 | 71-147 | .483 | 1-5 | .200 | 46-70 | .657 | 43 | 91 | 134 | 3.8 | 101 | 4 | 38 | 35 | 9 | 23 | 189 | 5.4 |
| 05 | Cook, Arlando | 35-7 | 401 | 11.5 | 39-89 | .438 | 0-0 | .000 | 24-37 | .649 | 29 | 54 | 83 | 2.4 | 62 | 1 | 12 | 23 | 13 | 10 | 102 | 2.9 |
| 01 | Thompson, Trey | 35-0 | 493 | 14.1 | 34-55 | .618 | 0-1 | .000 | 19-29 | .655 | 29 | 86 | 115 | 3.3 | 78 | 0 | 56 | 21 | 29 | 21 | 87 | 2.5 |
| 23 | Jones, CJ | 21-0 | 126 | 6.0 | 17-36 | .472 | 12-24 | .500 | 5-7 | .714 | 0 | 13 | 13 | 0.6 | 11 | 0 | 6 | 4 | 5 | 1 | 51 | 2.4 |
| 02 | Bailey, Adrio | 26-2 | 181 | 7.0 | 20-35 | .571 | 0-0 | .000 | 6-19 | .316 | 13 | 22 | 35 | 1.3 | 26 | 0 | 7 | 10 | 7 | 11 | 46 | 1.8 |
| 15 | Holmes, Jonathan | 6-0 | 7 | 1.2 | 1-5 | .200 | 0-4 | .000 | 0-0 | .000 | 0 | 1 | 1 | 0.2 | 1 | 0 | 0 | 0 | 0 | 0 | 2 | 0.3 |
| 12 | Hazen, Brachen | 14-0 | 42 | 3.0 | 1-6 | .167 | 0-2 | .000 | 1-4 | .250 | 2 | 10 | 12 | 0.9 | 5 | 0 | 2 | 4 | 0 | 0 | 3 | 0.2 |
| Team | | | | | | | | | | | 59 | 51 | 110 | | 1 | | | 4 | | | | |
| Total..... | | 35 | 7000 | | 971-2106 | .461 | 225-617 | .365 | 623-817 | .763 | 393 | 872 | 1265 | 36.1 | 720 | 11 | 492 | 409 | 168 | 268 | 2790 | 79.7 |
| Opponents..... | | 35 | 7000 | | 877-2095 | .419 | 258-775 | .333 | 575-818 | .703 | 448 | 827 | 1275 | 36.4 | 662 | - | 438 | 460 | 115 | 174 | 2587 | 73.9 |

| TEAM STATISTICS | | | AR | OPP | Date | Opponent | Score | Att. | | |
|------------------------|--|--|----------|----------|------------|----------------------|---------------|-------|-------|-------|
| SCORING | | | 2790 | 2587 | 11/11/16 | FORT WAYNE | w | 92-83 | 13787 | |
| Points per game | | | 79.7 | 73.9 | 11/14/16 | SOUTHERN ILLINOIS | w | 90-65 | 13308 | |
| Scoring margin | | | +5.8 | - | 11/18/16 | UT ARLINGTON | w | 71-67 | 13587 | |
| FIELD GOALS-ATT | | | 971-2106 | 877-2095 | 11/22/16 | at Minnesota | L | 71-85 | 8997 | |
| Field goal pct | | | .461 | .419 | 11/28/16 | MOUNT ST. MARY'S | w | 89-76 | 13321 | |
| 3 POINT FG-ATT | | | 225-617 | 258-775 | 12/01/16 | STEPHEN F. AUSTIN | w | 78-62 | 13358 | |
| 3-point FG pct | | | .365 | .333 | 12/03/16 | AUSTIN PEAY | w | 99-62 | 19483 | |
| 3-pt FG made per game | | | 6.4 | 7.4 | 12/06/16 | HOUSTON | w | 84-72 | 13455 | |
| FREE THROWS-ATT | | | 623-817 | 575-818 | 12/10/16 | NORTH FLORIDA | w | 91-76 | 13700 | |
| Free throw pct | | | .763 | .703 | 12/17/16 | vs Texas | w | 77-74 | 8777 | |
| F-Throws made per game | | | 17.8 | 16.4 | 12/20/16 | NORTH DAKOTA STATE | w | 71-55 | 16006 | |
| REBOUNDS | | | 1265 | 1275 | 12/22/16 | vs Sam Houston State | w | 90-56 | 12153 | |
| Rebounds per game | | | 36.1 | 36.4 | * 12/29/16 | FLORIDA | L | 72-81 | 20355 | |
| Rebounding margin | | | -0.3 | - | * 01/03/17 | at Tennessee | w | 82-78 | 13002 | |
| ASSISTS | | | 492 | 438 | * 01/07/17 | at Kentucky | L | 71-97 | 24322 | |
| Assists per game | | | 14.1 | 12.5 | * 01/10/17 | MISSISSIPPI STATE | L | 78-84 | 15111 | |
| TURNOVERS | | | 409 | 460 | * 01/14/17 | MISSOURI | w | 92-73 | 15424 | |
| Turnovers per game | | | 11.7 | 13.1 | * 01/17/17 | at Texas A&M | w | 62-60 | 9474 | |
| Turnover margin | | | +1.5 | - | * 01/21/17 | LSU | w | 99-86 | 16333 | |
| Assist/turnover ratio | | | 1.2 | 1.0 | * 01/24/17 | at Vanderbilt | w | 71-70 | 9408 | |
| STEALS | | | 268 | 174 | 01/28/17 | at Oklahoma State | L | 71-99 | 13611 | |
| Steals per game | | | 7.7 | 5.0 | * 02/01/17 | ALABAMA | w | 87-68 | 14004 | |
| BLOCKS | | | 168 | 115 | * 02/04/17 | at Missouri | L | 78-83 | 11434 | |
| Blocks per game | | | 4.8 | 3.3 | * 02/07/17 | VANDERBILT | L | 59-72 | 13494 | |
| ATTENDANCE | | | 274446 | 203763 | * 02/11/17 | at LSU | w | 78-70 | 7132 | |
| Home games-Avg/Game | | | 18-15247 | 11-11769 | * 02/15/17 | at South Carolina | w | 83-76 | 13001 | |
| Neutral site-Avg/Game | | | - | 6-12384 | * 02/18/17 | OLE MISS | w | 98-80 | 17356 | |
| | | | | | * 02/22/17 | TEXAS A&M | w | 86-77 | 14117 | |
| Score by Periods | | | 1st | 2nd | Totals | * 02/25/17 | at Auburn | w | 79-68 | 8098 |
| Arkansas | | | 1281 | 1509 | 2790 | * 03/01/17 | at Florida | L | 65-78 | 10978 |
| Opponents | | | 1287 | 1300 | 2587 | * 03/04/17 | GEORGIA | w | 85-67 | 18247 |
| | | | | | | 03/10/17 | vs Ole Miss | w | 73-72 | 14227 |
| | | | | | | 03/11/17 | vs Vanderbilt | w | 76-62 | 19196 |
| | | | | | | 03/12/17 | vs Kentucky | L | 65-82 | 19953 |
| | | | | | | 3/17/17 | vs Seton Hall | w | 77-71 | 0 |

* - Conference game



2016-17 Arkansas Razorbacks Arkansas Combined Team Statistics (as of Mar 13, 2017) Conference games



| RECORD: | OVERALL | HOME | AWAY | NEUTRAL |
|----------------|---------|------|------|---------|
| ALL GAMES | 12-6 | 6-3 | 6-3 | 0-0 |
| CONFERENCE | 12-6 | 6-3 | 6-3 | 0-0 |
| NON-CONFERENCE | 0-0 | 0-0 | 0-0 | 0-0 |

| # | Player | gp-gs | min | avg | Total | | 3-Point | | F-Throw | | Rebounds | | | | pf | dq | a | to | blk | stl | pts | avg |
|----------------|------------------|-------|------|------|----------|------|---------|------|---------|------|----------|-----|-----|------|-----|----|-----|-----|-----|-----|------|------|
| | | | | | fg-fga | fg% | 3fg-fga | 3fg% | ft-fa | ft% | off | def | tot | avg | | | | | | | | |
| 03 | Hannahs, Dusty | 18-11 | 459 | 25.5 | 88-192 | .458 | 43-103 | .417 | 42-47 | .894 | 11 | 22 | 33 | 1.8 | 34 | 0 | 21 | 26 | 1 | 8 | 261 | 14.5 |
| 04 | Macon, Daryl | 18-10 | 467 | 25.9 | 69-153 | .451 | 38-90 | .422 | 72-84 | .857 | 6 | 33 | 39 | 2.2 | 30 | 1 | 34 | 32 | 1 | 13 | 248 | 13.8 |
| 00 | Barford, Jaylen | 18-15 | 470 | 26.1 | 91-201 | .453 | 13-56 | .232 | 47-61 | .770 | 18 | 53 | 71 | 3.9 | 43 | 0 | 36 | 35 | 1 | 18 | 242 | 13.4 |
| 33 | Kingsley, Moses | 18-18 | 509 | 28.3 | 74-163 | .454 | 5-9 | .556 | 75-101 | .743 | 43 | 95 | 138 | 7.7 | 50 | 1 | 26 | 35 | 41 | 13 | 228 | 12.7 |
| 31 | Beard, Anton | 18-8 | 395 | 21.9 | 41-101 | .406 | 15-42 | .357 | 27-37 | .730 | 10 | 20 | 30 | 1.7 | 38 | 2 | 33 | 19 | 0 | 18 | 124 | 6.9 |
| 21 | Watkins, Manuale | 18-10 | 405 | 22.5 | 48-83 | .578 | 9-20 | .450 | 7-16 | .438 | 21 | 48 | 69 | 3.8 | 36 | 0 | 31 | 10 | 1 | 17 | 112 | 6.2 |
| 13 | Thomas, Dustin | 18-10 | 302 | 16.8 | 29-62 | .468 | 0-3 | .000 | 14-25 | .560 | 19 | 49 | 68 | 3.8 | 57 | 3 | 13 | 16 | 4 | 12 | 72 | 4.0 |
| 05 | Cook, Arlando | 18-6 | 208 | 11.6 | 22-44 | .500 | 0-0 | .000 | 15-24 | .625 | 14 | 33 | 47 | 2.6 | 35 | 1 | 7 | 12 | 5 | 3 | 59 | 3.3 |
| 01 | Thompson, Trey | 18-0 | 270 | 15.0 | 20-30 | .667 | 0-1 | .000 | 11-17 | .647 | 17 | 44 | 61 | 3.4 | 40 | 0 | 36 | 9 | 15 | 14 | 51 | 2.8 |
| 02 | Bailey, Adrio | 14-2 | 80 | 5.7 | 8-16 | .500 | 0-0 | .000 | 2-8 | .250 | 6 | 9 | 15 | 1.1 | 12 | 0 | 2 | 1 | 4 | 6 | 18 | 1.3 |
| 23 | Jones, CJ | 9-0 | 23 | 2.6 | 3-8 | .375 | 2-6 | .333 | 0-0 | .000 | 0 | 1 | 1 | 0.1 | 2 | 0 | 0 | 0 | 0 | 1 | 8 | 0.9 |
| 15 | Holmes, Jonathan | 4-0 | 3 | 0.8 | 1-3 | .333 | 0-2 | .000 | 0-0 | .000 | 0 | 0 | 0 | 0.0 | 1 | 0 | 0 | 0 | 0 | 0 | 2 | 0.5 |
| 12 | Hazen, Brachen | 5-0 | 9 | 1.8 | 0-2 | .000 | 0-1 | .000 | 0-0 | .000 | 0 | 3 | 3 | 0.6 | 0 | 0 | 1 | 0 | 0 | 0 | 0 | 0.0 |
| Team | | | | | | | | | | | 21 | 25 | 46 | | | | | 2 | | | | |
| Total..... | | 18 | 3600 | | 494-1058 | .467 | 125-333 | .375 | 312-420 | .743 | 186 | 435 | 621 | 34.5 | 378 | 8 | 240 | 197 | 73 | 123 | 1425 | 79.2 |
| Opponents..... | | 18 | 3600 | | 459-1057 | .434 | 133-394 | .338 | 317-447 | .709 | 222 | 431 | 653 | 36.3 | 337 | - | 230 | 223 | 57 | 84 | 1368 | 76.0 |

| TEAM STATISTICS | AR | OPP | Date | Opponent | Score | Att. |
|------------------------|----------|----------|---------------------|-------------------|---------|-------|
| SCORING | 1425 | 1368 | * 12/29/16 | FLORIDA | L 72-81 | 20355 |
| Points per game | 79.2 | 76.0 | * 01/03/17 | at Tennessee | W 82-78 | 13002 |
| Scoring margin | +3.2 | - | * 01/07/17 | at Kentucky | L 71-97 | 24322 |
| FIELD GOALS-ATT | 494-1058 | 459-1057 | * 01/10/17 | MISSISSIPPI STATE | L 78-84 | 15111 |
| Field goal pct | .467 | .434 | * 01/14/17 | MISSOURI | W 92-73 | 15424 |
| 3 POINT FG-ATT | 125-333 | 133-394 | * 01/17/17 | at Texas A&M | W 62-60 | 9474 |
| 3-point FG pct | .375 | .338 | * 01/21/17 | LSU | W 99-86 | 16333 |
| 3-pt FG made per game | 6.9 | 7.4 | * 01/24/17 | at Vanderbilt | W 71-70 | 9408 |
| FREE THROWS-ATT | 312-420 | 317-447 | * 02/01/17 | ALABAMA | W 87-68 | 14004 |
| Free throw pct | .743 | .709 | * 02/04/17 | at Missouri | L 78-83 | 11434 |
| F-Throws made per game | 17.3 | 17.6 | * 02/07/17 | VANDERBILT | L 59-72 | 13494 |
| REBOUNDS | 621 | 653 | * 02/11/17 | at LSU | W 78-70 | 7132 |
| Rebounds per game | 34.5 | 36.3 | * 02/15/17 | at South Carolina | W 83-76 | 13001 |
| Rebounding margin | -1.8 | - | * 02/18/17 | OLE MISS | W 98-80 | 17356 |
| ASSISTS | 240 | 230 | * 02/22/17 | TEXAS A&M | W 86-77 | 14117 |
| Assists per game | 13.3 | 12.8 | * 02/25/17 | at Auburn | W 79-68 | 8098 |
| TURNOVERS | 197 | 223 | * 03/01/17 | at Florida | L 65-78 | 10978 |
| Turnovers per game | 10.9 | 12.4 | * 03/04/17 | GEORGIA | W 85-67 | 18247 |
| Turnover margin | +1.4 | - | * - Conference game | | | |
| Assist/turnover ratio | 1.2 | 1.0 | | | | |
| STEALS | 123 | 84 | | | | |
| Steals per game | 6.8 | 4.7 | | | | |
| BLOCKS | 73 | 57 | | | | |
| Blocks per game | 4.1 | 3.2 | | | | |
| ATTENDANCE | 144441 | 106849 | | | | |
| Home games-Avg/Game | 9-16049 | 9-11872 | | | | |
| Neutral site-Avg/Game | - | 0-0 | | | | |

| Score by Periods | 1st | 2nd | Totals |
|------------------|-----|-----|--------|
| Arkansas | 646 | 779 | 1425 |
| Opponents | 663 | 705 | 1368 |



**2016-17 Arkansas Razorbacks
Arkansas Combined Team Statistics (as of Mar 17, 2017)
Postseason Games**



| RECORD: | OVERALL | HOME | AWAY | NEUTRAL |
|----------------|----------------|-------------|-------------|----------------|
| ALL GAMES | 3-1 | 0-0 | 0-0 | 3-1 |
| CONFERENCE | 0-0 | 0-0 | 0-0 | 0-0 |
| NON-CONFERENCE | 3-1 | 0-0 | 0-0 | 3-1 |

| # | Player | gp-gs | min | avg | Total | | 3-Point | | F-Throw | | Rebounds | | | | pf | dq | a | to | blk | stl | pts | avg |
|----------------|------------------|-------|-----|------|---------|------|---------|------|---------|-------|----------|-----|-----|------|----|----|----|----|-----|-----|-----|------|
| | | | | | fg-fga | fg% | 3fg-fga | 3fg% | ft-fa | ft% | off | def | tot | avg | | | | | | | | |
| 00 | Barford, Jaylen | 4-4 | 116 | 29.0 | 24-61 | .393 | 5-14 | .357 | 11-13 | .846 | 9 | 10 | 19 | 4.8 | 7 | 0 | 6 | 6 | 1 | 10 | 64 | 16.0 |
| 04 | Macon, Daryl | 4-0 | 101 | 25.3 | 17-38 | .447 | 4-14 | .286 | 19-24 | .792 | 3 | 13 | 16 | 4.0 | 8 | 0 | 7 | 5 | 0 | 7 | 57 | 14.3 |
| 03 | Hannahs, Dusty | 4-4 | 110 | 27.5 | 16-44 | .364 | 6-19 | .316 | 19-19 | 1.000 | 0 | 3 | 3 | 0.8 | 8 | 0 | 5 | 7 | 2 | 1 | 57 | 14.3 |
| 33 | Kingsley, Moses | 4-4 | 111 | 27.8 | 22-38 | .579 | 1-2 | .500 | 6-6 | 1.000 | 7 | 24 | 31 | 7.8 | 10 | 1 | 3 | 9 | 11 | 2 | 51 | 12.8 |
| 21 | Watkins, Manuale | 4-4 | 92 | 23.0 | 11-19 | .579 | 3-6 | .500 | 0-1 | .000 | 4 | 12 | 16 | 4.0 | 11 | 0 | 8 | 3 | 0 | 5 | 25 | 6.3 |
| 13 | Thomas, Dustin | 4-4 | 83 | 20.8 | 10-20 | .500 | 0-0 | .000 | 3-7 | .429 | 3 | 8 | 11 | 2.8 | 7 | 0 | 5 | 7 | 2 | 4 | 23 | 5.8 |
| 31 | Beard, Anton | 4-0 | 69 | 17.3 | 3-11 | .273 | 0-4 | .000 | 1-2 | .500 | 0 | 3 | 3 | 0.8 | 5 | 0 | 4 | 4 | 1 | 8 | 7 | 1.8 |
| 01 | Thompson, Trey | 4-0 | 70 | 17.5 | 2-5 | .400 | 0-0 | .000 | 1-1 | 1.000 | 0 | 13 | 13 | 3.3 | 8 | 0 | 8 | 4 | 4 | 1 | 5 | 1.3 |
| 05 | Cook, Arlando | 4-0 | 37 | 9.3 | 1-8 | .125 | 0-0 | .000 | 0-2 | .000 | 4 | 6 | 10 | 2.5 | 8 | 0 | 0 | 0 | 1 | 0 | 2 | 0.5 |
| 12 | Hazen, Brachen | 1-0 | 1 | 1.0 | 0-0 | .000 | 0-0 | .000 | 0-0 | .000 | 0 | 0 | 0 | 0.0 | 0 | 0 | 0 | 0 | 0 | 0 | 0 | 0.0 |
| 23 | Jones, CJ | 2-0 | 3 | 1.5 | 0-0 | .000 | 0-0 | .000 | 0-0 | .000 | 0 | 2 | 2 | 1.0 | 0 | 0 | 0 | 0 | 0 | 0 | 0 | 0.0 |
| 02 | Bailey, Adrio | 1-0 | 7 | 7.0 | 0-1 | .000 | 0-0 | .000 | 0-0 | .000 | 0 | 0 | 0 | 0.0 | 1 | 0 | 0 | 0 | 0 | 0 | 0 | 0.0 |
| Team | | | | | | | | | | | 6 | 6 | 12 | | | | | 1 | | | | |
| Total..... | | 4 | 800 | | 106-245 | .433 | 19-59 | .322 | 60-75 | .800 | 36 | 100 | 136 | 34.0 | 73 | 1 | 46 | 46 | 22 | 38 | 291 | 72.8 |
| Opponents..... | | 4 | 800 | | 98-254 | .386 | 28-92 | .304 | 63-82 | .768 | 63 | 108 | 171 | 42.8 | 60 | - | 40 | 58 | 19 | 23 | 287 | 71.8 |

| TEAM STATISTICS | AR | OPP |
|------------------------|---------|---------|
| SCORING | 291 | 287 |
| Points per game | 72.8 | 71.8 |
| Scoring margin | +1.0 | - |
| FIELD GOALS-ATT | 106-245 | 98-254 |
| Field goal pct | .433 | .386 |
| 3 POINT FG-ATT | 19-59 | 28-92 |
| 3-point FG pct | .322 | .304 |
| 3-pt FG made per game | 4.8 | 7.0 |
| FREE THROWS-ATT | 60-75 | 63-82 |
| Free throw pct | .800 | .768 |
| F-Throws made per game | 15.0 | 15.8 |
| REBOUNDS | 136 | 171 |
| Rebounds per game | 34.0 | 42.8 |
| Rebounding margin | -8.7 | - |
| ASSISTS | 46 | 40 |
| Assists per game | 11.5 | 10.0 |
| TURNOVERS | 46 | 58 |
| Turnovers per game | 11.5 | 14.5 |
| Turnover margin | +3.0 | - |
| Assist/turnover ratio | 1.0 | 0.7 |
| STEALS | 38 | 23 |
| Steals per game | 9.5 | 5.8 |
| BLOCKS | 22 | 19 |
| Blocks per game | 5.5 | 4.8 |
| ATTENDANCE | 0 | 53376 |
| Home games-Avg/Game | 0-0 | 0-0 |
| Neutral site-Avg/Game | - | 4-13344 |

| Date | Opponent | | Score | Att. |
|----------|---------------|---|-------|-------|
| 03/10/17 | vs Ole Miss | w | 73-72 | 14227 |
| 03/11/17 | vs Vanderbilt | w | 76-62 | 19196 |
| 03/12/17 | vs Kentucky | L | 65-82 | 19953 |
| 3/17/17 | vs Seton Hall | w | 77-71 | 0 |

* - Conference game

| Score by Periods | 1st | 2nd | Totals |
|------------------|-----|-----|--------|
| Arkansas | 142 | 149 | 291 |
| Opponents | 150 | 137 | 287 |



2016-17 Arkansas Razorbacks Arkansas Combined Team Statistics (as of Mar 17, 2017) Road/Neutral Games



| RECORD: | OVERALL | HOME | AWAY | NEUTRAL |
|----------------|---------|------|------|---------|
| ALL GAMES | 11-6 | 0-0 | 6-5 | 5-1 |
| CONFERENCE | 6-3 | 0-0 | 6-3 | 0-0 |
| NON-CONFERENCE | 5-3 | 0-0 | 0-2 | 5-1 |

| # | Player | gp-gs | min | avg | Total | | 3-Point | | F-Throw | | Rebounds | | | | pf | dq | a | to | blk | stl | pts | avg |
|----------------|------------------|-------|------|------|----------|------|---------|------|---------|------|----------|-----|-----|------|-----|----|-----|-----|-----|-----|------|------|
| | | | | | fg-fga | fg% | 3fg-fga | 3fg% | ft-fa | ft% | off | def | tot | avg | | | | | | | | |
| 00 | Barford, Jaylen | 17-14 | 462 | 27.2 | 95-218 | .436 | 17-56 | .304 | 51-63 | .810 | 23 | 45 | 68 | 4.0 | 45 | 0 | 28 | 35 | 2 | 21 | 258 | 15.2 |
| 03 | Hannahs, Dusty | 17-12 | 449 | 26.4 | 76-183 | .415 | 32-89 | .360 | 52-58 | .897 | 5 | 18 | 23 | 1.4 | 35 | 0 | 18 | 28 | 2 | 7 | 236 | 13.9 |
| 04 | Macon, Daryl | 17-9 | 435 | 25.6 | 60-149 | .403 | 23-74 | .311 | 90-103 | .874 | 7 | 40 | 47 | 2.8 | 28 | 1 | 25 | 32 | 1 | 18 | 233 | 13.7 |
| 33 | Kingsley, Moses | 17-17 | 469 | 27.6 | 66-143 | .462 | 3-6 | .500 | 57-73 | .781 | 30 | 93 | 123 | 7.2 | 44 | 2 | 16 | 29 | 46 | 7 | 192 | 11.3 |
| 21 | Watkins, Manuale | 17-11 | 382 | 22.5 | 42-70 | .600 | 9-16 | .563 | 0-6 | .000 | 16 | 51 | 67 | 3.9 | 47 | 0 | 22 | 12 | 1 | 21 | 93 | 5.5 |
| 31 | Beard, Anton | 17-5 | 330 | 19.4 | 30-77 | .390 | 8-25 | .320 | 25-38 | .658 | 14 | 15 | 29 | 1.7 | 31 | 1 | 21 | 19 | 1 | 16 | 93 | 5.5 |
| 13 | Thomas, Dustin | 17-11 | 319 | 18.8 | 29-64 | .453 | 0-2 | .000 | 18-27 | .667 | 18 | 48 | 66 | 3.9 | 49 | 2 | 15 | 21 | 6 | 14 | 76 | 4.5 |
| 05 | Cook, Arlando | 17-4 | 197 | 11.6 | 19-45 | .422 | 0-0 | .000 | 8-15 | .533 | 15 | 31 | 46 | 2.7 | 36 | 0 | 4 | 8 | 9 | 5 | 46 | 2.7 |
| 01 | Thompson, Trey | 17-0 | 257 | 15.1 | 10-23 | .435 | 0-1 | .000 | 7-11 | .636 | 10 | 43 | 53 | 3.1 | 35 | 0 | 28 | 12 | 13 | 9 | 27 | 1.6 |
| 23 | Jones, CJ | 7-0 | 25 | 3.6 | 3-5 | .600 | 1-2 | .500 | 0-2 | .000 | 0 | 3 | 3 | 0.4 | 2 | 0 | 0 | 2 | 0 | 0 | 7 | 1.0 |
| 02 | Bailey, Adrio | 9-2 | 61 | 6.8 | 3-8 | .375 | 0-0 | .000 | 2-6 | .333 | 0 | 8 | 8 | 0.9 | 7 | 0 | 2 | 1 | 2 | 4 | 8 | 0.9 |
| 15 | Holmes, Jonathan | 1-0 | 2 | 2.0 | 0-0 | .000 | 0-0 | .000 | 0-0 | .000 | 0 | 0 | 0 | 0.0 | 0 | 0 | 0 | 0 | 0 | 0 | 0 | 0.0 |
| 12 | Hazen, Brachen | 4-0 | 12 | 3.0 | 0-2 | .000 | 0-1 | .000 | 0-0 | .000 | 0 | 5 | 5 | 1.3 | 1 | 0 | 1 | 0 | 0 | 0 | 0 | 0.0 |
| Team | | | | | | | | | | | 30 | 29 | 59 | | 1 | | 3 | | | | | |
| Total..... | | 17 | 3400 | | 433-987 | .439 | 93-272 | .342 | 310-402 | .771 | 168 | 429 | 597 | 35.1 | 361 | 6 | 180 | 202 | 83 | 122 | 1269 | 74.6 |
| Opponents..... | | 17 | 3400 | | 437-1038 | .421 | 115-356 | .323 | 292-404 | .723 | 223 | 436 | 659 | 38.8 | 321 | - | 225 | 204 | 68 | 85 | 1281 | 75.4 |

| TEAM STATISTICS | AR | OPP | Date | Opponent | Score | Att. |
|------------------------|---------|----------|---------------------|----------------------|---------|-------|
| SCORING | 1269 | 1281 | 11/22/16 | at Minnesota | L 71-85 | 8997 |
| Points per game | 74.6 | 75.4 | 12/17/16 | vs Texas | W 77-74 | 8777 |
| Scoring margin | -0.7 | - | 12/22/16 | vs Sam Houston State | W 90-56 | 12153 |
| FIELD GOALS-ATT | 433-987 | 437-1038 | * 01/03/17 | at Tennessee | W 82-78 | 13002 |
| Field goal pct | .439 | .421 | * 01/07/17 | at Kentucky | L 71-97 | 24322 |
| 3 POINT FG-ATT | 93-272 | 115-356 | * 01/17/17 | at Texas A&M | W 62-60 | 9474 |
| 3-point FG pct | .342 | .323 | * 01/24/17 | at Vanderbilt | W 71-70 | 9408 |
| 3-pt FG made per game | 5.5 | 6.8 | 01/28/17 | at Oklahoma State | L 71-99 | 13611 |
| FREE THROWS-ATT | 310-402 | 292-404 | * 02/04/17 | at Missouri | L 78-83 | 11434 |
| Free throw pct | .771 | .723 | * 02/11/17 | at LSU | W 78-70 | 7132 |
| F-Throws made per game | 18.2 | 17.2 | * 02/15/17 | at South Carolina | W 83-76 | 13001 |
| REBOUNDS | 597 | 659 | * 02/25/17 | at Auburn | W 79-68 | 8098 |
| Rebounds per game | 35.1 | 38.8 | * 03/01/17 | at Florida | L 65-78 | 10978 |
| Rebounding margin | -3.6 | - | 03/10/17 | vs Ole Miss | W 73-72 | 14227 |
| ASSISTS | 180 | 225 | 03/11/17 | vs Vanderbilt | W 76-62 | 19196 |
| Assists per game | 10.6 | 13.2 | 03/12/17 | vs Kentucky | L 65-82 | 19953 |
| TURNOVERS | 202 | 204 | 3/17/17 | vs Seton Hall | W 77-71 | 0 |
| Turnovers per game | 11.9 | 12.0 | * - Conference game | | | |
| Turnover margin | +0.1 | - | | | | |
| Assist/turnover ratio | 0.9 | 1.1 | | | | |
| STEALS | 122 | 85 | | | | |
| Steals per game | 7.2 | 5.0 | | | | |
| BLOCKS | 83 | 68 | | | | |
| Blocks per game | 4.9 | 4.0 | | | | |
| ATTENDANCE | 0 | 203763 | | | | |
| Home games-Avg/Game | 0-0 | 11-11769 | | | | |
| Neutral site-Avg/Game | - | 6-12384 | | | | |

| Score by Periods | 1st | 2nd | Totals |
|------------------|-----|-----|--------|
| Arkansas | 578 | 691 | 1269 |
| Opponents | 648 | 633 | 1281 |



2016-17 Arkansas Razorbacks Arkansas Combined Team Statistics (as of Mar 13, 2017) Home games



| RECORD: | OVERALL | HOME | AWAY | NEUTRAL |
|----------------|---------|------|------|---------|
| ALL GAMES | 15-3 | 15-3 | 0-0 | 0-0 |
| CONFERENCE | 6-3 | 6-3 | 0-0 | 0-0 |
| NON-CONFERENCE | 9-0 | 9-0 | 0-0 | 0-0 |

| # | Player | gp-gs | min | avg | Total | | 3-Point | | F-Throw | | Rebounds | | | | pf | dq | a | to | blk | stl | pts | avg |
|----------------|------------------|-------|------|------|----------|------|---------|------|---------|-------|----------|-----|-----|------|-----|----|-----|-----|-----|-----|------|------|
| | | | | | fg-fga | fg% | 3fg-fga | 3fg% | ft-fa | ft% | off | def | tot | avg | | | | | | | | |
| 03 | Hannahs, Dusty | 18-10 | 423 | 23.5 | 89-193 | .461 | 40-98 | .408 | 56-61 | .918 | 14 | 22 | 36 | 2.0 | 27 | 0 | 25 | 26 | 2 | 9 | 274 | 15.2 |
| 33 | Kingsley, Moses | 18-18 | 497 | 27.6 | 79-164 | .482 | 4-9 | .444 | 70-92 | .761 | 49 | 100 | 149 | 8.3 | 51 | 1 | 32 | 40 | 45 | 15 | 232 | 12.9 |
| 04 | Macon, Daryl | 18-12 | 447 | 24.8 | 75-154 | .487 | 39-89 | .438 | 42-50 | .840 | 11 | 36 | 47 | 2.6 | 36 | 0 | 52 | 30 | 1 | 22 | 231 | 12.8 |
| 00 | Barford, Jaylen | 18-15 | 426 | 23.7 | 75-165 | .455 | 11-47 | .234 | 31-46 | .674 | 14 | 50 | 64 | 3.6 | 33 | 0 | 42 | 31 | 4 | 22 | 192 | 10.7 |
| 31 | Beard, Anton | 18-6 | 405 | 22.5 | 52-126 | .413 | 22-60 | .367 | 31-37 | .838 | 14 | 27 | 41 | 2.3 | 37 | 1 | 46 | 18 | 0 | 22 | 157 | 8.7 |
| 21 | Watkins, Manuale | 18-11 | 391 | 21.7 | 49-91 | .538 | 4-12 | .333 | 17-24 | .708 | 21 | 47 | 68 | 3.8 | 21 | 0 | 44 | 8 | 0 | 22 | 119 | 6.6 |
| 13 | Thomas, Dustin | 18-15 | 315 | 17.5 | 42-83 | .506 | 1-3 | .333 | 28-43 | .651 | 25 | 43 | 68 | 3.8 | 52 | 2 | 23 | 14 | 3 | 9 | 113 | 6.3 |
| 01 | Thompson, Trey | 18-0 | 236 | 13.1 | 24-32 | .750 | 0-0 | .000 | 12-18 | .667 | 19 | 43 | 62 | 3.4 | 43 | 0 | 28 | 9 | 16 | 12 | 60 | 3.3 |
| 23 | Jones, CJ | 14-0 | 101 | 7.2 | 14-31 | .452 | 11-22 | .500 | 5-5 | 1.000 | 0 | 10 | 10 | 0.7 | 9 | 0 | 6 | 2 | 5 | 1 | 44 | 3.1 |
| 05 | Cook, Arlando | 18-3 | 204 | 11.3 | 20-44 | .455 | 0-0 | .000 | 16-22 | .727 | 14 | 23 | 37 | 2.1 | 26 | 1 | 8 | 15 | 4 | 5 | 56 | 3.1 |
| 02 | Bailey, Adrio | 17-0 | 120 | 7.1 | 17-27 | .630 | 0-0 | .000 | 4-13 | .308 | 13 | 14 | 27 | 1.6 | 19 | 0 | 5 | 9 | 5 | 7 | 38 | 2.2 |
| 15 | Holmes, Jonathan | 5-0 | 5 | 1.0 | 1-5 | .200 | 0-4 | .000 | 0-0 | .000 | 0 | 1 | 1 | 0.2 | 1 | 0 | 0 | 0 | 0 | 0 | 2 | 0.4 |
| 12 | Hazen, Brachen | 10-0 | 30 | 3.0 | 1-4 | .250 | 0-1 | .000 | 1-4 | .250 | 2 | 5 | 7 | 0.7 | 4 | 0 | 1 | 4 | 0 | 0 | 3 | 0.3 |
| Team | | | | | | | | | | | 29 | 22 | 51 | | | | | 1 | | | | |
| Total..... | | 18 | 3600 | | 538-1119 | .481 | 132-345 | .383 | 313-415 | .754 | 225 | 443 | 668 | 37.1 | 359 | 5 | 312 | 207 | 85 | 146 | 1521 | 84.5 |
| Opponents..... | | 18 | 3600 | | 440-1057 | .416 | 143-419 | .341 | 283-414 | .684 | 225 | 391 | 616 | 34.2 | 341 | - | 213 | 256 | 47 | 89 | 1306 | 72.6 |

| TEAM STATISTICS | AR | OPP | Date | Opponent | Score | Att. |
|------------------------|----------|----------|---------------------|--------------------|---------|-------|
| SCORING | 1521 | 1306 | 11/11/16 | FORT WAYNE | w 92-83 | 13787 |
| Points per game | 84.5 | 72.6 | 11/14/16 | SOUTHERN ILLINOIS | w 90-65 | 13308 |
| Scoring margin | +11.9 | - | 11/18/16 | UT ARLINGTON | w 71-67 | 13587 |
| FIELD GOALS-ATT | 538-1119 | 440-1057 | 11/28/16 | MOUNT ST. MARY'S | w 89-76 | 13321 |
| Field goal pct | .481 | .416 | 12/01/16 | STEPHEN F. AUSTIN | w 78-62 | 13358 |
| 3 POINT FG-ATT | 132-345 | 143-419 | 12/03/16 | AUSTIN PEAY | w 99-62 | 19483 |
| 3-point FG pct | .383 | .341 | 12/06/16 | HOUSTON | w 84-72 | 13455 |
| 3-pt FG made per game | 7.3 | 7.9 | 12/10/16 | NORTH FLORIDA | w 91-76 | 13700 |
| FREE THROWS-ATT | 313-415 | 283-414 | 12/20/16 | NORTH DAKOTA STATE | w 71-55 | 16006 |
| Free throw pct | .754 | .684 | * 12/29/16 | FLORIDA | L 72-81 | 20355 |
| F-Throws made per game | 17.4 | 15.7 | * 01/10/17 | MISSISSIPPI STATE | L 78-84 | 15111 |
| REBOUNDS | 668 | 616 | * 01/14/17 | MISSOURI | w 92-73 | 15424 |
| Rebounds per game | 37.1 | 34.2 | * 01/21/17 | LSU | w 99-86 | 16333 |
| Rebounding margin | +2.9 | - | * 02/01/17 | ALABAMA | w 87-68 | 14004 |
| ASSISTS | 312 | 213 | * 02/07/17 | VANDERBILT | L 59-72 | 13494 |
| Assists per game | 17.3 | 11.8 | * 02/18/17 | OLE MISS | w 98-80 | 17356 |
| TURNOVERS | 207 | 256 | * 02/22/17 | TEXAS A&M | w 86-77 | 14117 |
| Turnovers per game | 11.5 | 14.2 | * 03/04/17 | GEORGIA | w 85-67 | 18247 |
| Turnover margin | +2.7 | - | * - Conference game | | | |
| Assist/turnover ratio | 1.5 | 0.8 | | | | |
| STEALS | 146 | 89 | | | | |
| Steals per game | 8.1 | 4.9 | | | | |
| BLOCKS | 85 | 47 | | | | |
| Blocks per game | 4.7 | 2.6 | | | | |
| ATTENDANCE | 274446 | 0 | | | | |
| Home games-Avg/Game | 18-15247 | 0-0 | | | | |
| Neutral site-Avg/Game | - | 0-0 | | | | |

| Score by Periods | 1st | 2nd | Totals |
|------------------|-----|-----|--------|
| Arkansas | 703 | 818 | 1521 |
| Opponents | 639 | 667 | 1306 |



2016-17 Arkansas Razorbacks
Arkansas Combined Team Statistics (as of Mar 17, 2017)
Neutral site games



| RECORD: | OVERALL | HOME | AWAY | NEUTRAL |
|----------------|----------------|-------------|-------------|----------------|
| ALL GAMES | 5-1 | 0-0 | 0-0 | 5-1 |
| CONFERENCE | 0-0 | 0-0 | 0-0 | 0-0 |
| NON-CONFERENCE | 5-1 | 0-0 | 0-0 | 5-1 |

| # | Player | gp-gs | min | avg | Total | | 3-Point | | F-Throw | | Rebounds | | | | pf | dq | a | to | blk | stl | pts | avg |
|----------------|------------------|-------|------|------|---------|------|---------|------|---------|------|----------|-----|-----|------|-----|----|----|----|-----|-----|-----|------|
| | | | | | fg-fga | fg% | 3fg-fga | 3fg% | ft-fa | ft% | off | def | tot | avg | | | | | | | | |
| 04 | Macon, Daryl | 6-2 | 153 | 25.5 | 27-59 | .458 | 7-24 | .292 | 36-41 | .878 | 4 | 17 | 21 | 3.5 | 10 | 0 | 11 | 7 | 0 | 10 | 97 | 16.2 |
| 00 | Barford, Jaylen | 6-5 | 159 | 26.5 | 31-80 | .388 | 6-20 | .300 | 18-21 | .857 | 9 | 16 | 25 | 4.2 | 13 | 0 | 10 | 8 | 2 | 12 | 86 | 14.3 |
| 03 | Hannahs, Dusty | 6-5 | 157 | 26.2 | 23-62 | .371 | 10-30 | .333 | 22-24 | .917 | 1 | 6 | 7 | 1.2 | 13 | 0 | 7 | 12 | 2 | 3 | 78 | 13.0 |
| 33 | Kingsley, Moses | 6-6 | 166 | 27.7 | 29-55 | .527 | 1-2 | .500 | 16-18 | .889 | 11 | 37 | 48 | 8.0 | 12 | 1 | 5 | 12 | 19 | 2 | 75 | 12.5 |
| 21 | Watkins, Manuale | 6-6 | 128 | 21.3 | 15-24 | .625 | 3-6 | .500 | 0-2 | .000 | 5 | 17 | 22 | 3.7 | 15 | 0 | 9 | 5 | 0 | 8 | 33 | 5.5 |
| 13 | Thomas, Dustin | 6-6 | 121 | 20.2 | 11-26 | .423 | 0-0 | .000 | 7-13 | .538 | 7 | 14 | 21 | 3.5 | 12 | 0 | 6 | 7 | 3 | 5 | 29 | 4.8 |
| 31 | Beard, Anton | 6-0 | 110 | 18.3 | 9-26 | .346 | 2-9 | .222 | 9-12 | .750 | 4 | 7 | 11 | 1.8 | 9 | 0 | 7 | 6 | 1 | 8 | 29 | 4.8 |
| 23 | Jones, CJ | 3-0 | 17 | 5.7 | 3-5 | .600 | 1-2 | .500 | 0-2 | .000 | 0 | 3 | 3 | 1.0 | 1 | 0 | 0 | 0 | 0 | 0 | 7 | 2.3 |
| 02 | Bailey, Adrio | 2-0 | 18 | 9.0 | 1-3 | .333 | 0-0 | .000 | 2-4 | .500 | 0 | 2 | 2 | 1.0 | 3 | 0 | 0 | 1 | 1 | 2 | 4 | 2.0 |
| 05 | Cook, Arlando | 6-0 | 69 | 11.5 | 4-12 | .333 | 0-0 | .000 | 4-6 | .667 | 4 | 14 | 18 | 3.0 | 15 | 0 | 1 | 1 | 5 | 1 | 12 | 2.0 |
| 01 | Thompson, Trey | 6-0 | 92 | 15.3 | 3-9 | .333 | 0-0 | .000 | 2-3 | .667 | 3 | 19 | 22 | 3.7 | 11 | 0 | 11 | 6 | 6 | 2 | 8 | 1.3 |
| 12 | Hazen, Brachen | 2-0 | 8 | 4.0 | 0-2 | .000 | 0-1 | .000 | 0-0 | .000 | 0 | 5 | 5 | 2.5 | 1 | 0 | 1 | 0 | 0 | 0 | 0 | 0.0 |
| 15 | Holmes, Jonathan | 1-0 | 2 | 2.0 | 0-0 | .000 | 0-0 | .000 | 0-0 | .000 | 0 | 0 | 0 | 0.0 | 0 | 0 | 0 | 0 | 0 | 0 | 0 | 0.0 |
| Team | | | | | | | | | | | 11 | 10 | 21 | | | | | 1 | | | | |
| Total..... | | 6 | 1200 | | 156-363 | .430 | 30-94 | .319 | 116-146 | .795 | 59 | 167 | 226 | 37.7 | 115 | 1 | 68 | 66 | 39 | 53 | 458 | 76.3 |
| Opponents..... | | 6 | 1200 | | 146-391 | .373 | 36-132 | .273 | 89-127 | .701 | 96 | 161 | 257 | 42.8 | 109 | - | 67 | 81 | 29 | 34 | 417 | 69.5 |

| TEAM STATISTICS | AR | OPP | Date | Opponent | Score | Att. |
|------------------------|---------|---------|---------------------|----------------------|---------|-------|
| SCORING | 458 | 417 | 12/17/16 | vs Texas | w 77-74 | 8777 |
| Points per game | 76.3 | 69.5 | 12/22/16 | vs Sam Houston State | w 90-56 | 12153 |
| Scoring margin | +6.8 | - | 03/10/17 | vs Ole Miss | w 73-72 | 14227 |
| FIELD GOALS-ATT | 156-363 | 146-391 | 03/11/17 | vs Vanderbilt | w 76-62 | 19196 |
| Field goal pct | .430 | .373 | 03/12/17 | vs Kentucky | L 65-82 | 19953 |
| 3 POINT FG-ATT | 30-94 | 36-132 | 3/17/17 | vs Seton Hall | w 77-71 | 0 |
| 3-point FG pct | .319 | .273 | * - Conference game | | | |
| 3-pt FG made per game | 5.0 | 6.0 | | | | |
| FREE THROWS-ATT | 116-146 | 89-127 | | | | |
| Free throw pct | .795 | .701 | | | | |
| F-Throws made per game | 19.3 | 14.8 | | | | |
| REBOUNDS | 226 | 257 | | | | |
| Rebounds per game | 37.7 | 42.8 | | | | |
| Rebounding margin | -5.2 | - | | | | |
| ASSISTS | 68 | 67 | | | | |
| Assists per game | 11.3 | 11.2 | | | | |
| TURNOVERS | 66 | 81 | | | | |
| Turnovers per game | 11.0 | 13.5 | | | | |
| Turnover margin | +2.5 | - | | | | |
| Assist/turnover ratio | 1.0 | 0.8 | | | | |
| STEALS | 53 | 34 | | | | |
| Steals per game | 8.8 | 5.7 | | | | |
| BLOCKS | 39 | 29 | | | | |
| Blocks per game | 6.5 | 4.8 | | | | |
| ATTENDANCE | 0 | 74306 | | | | |
| Home games-Avg/Game | 0-0 | 0-0 | | | | |
| Neutral site-Avg/Game | - | 6-12384 | | | | |

| Score by Periods | 1st | 2nd | Totals |
|------------------|-----|-----|--------|
| Arkansas | 213 | 245 | 458 |
| Opponents | 214 | 203 | 417 |



2016-17 Arkansas Razorbacks
Arkansas Combined Team Statistics (as of Mar 17, 2017)
All games -- 1st half only



Overall record: 26-9 Conf: 12-6 Home: 15-3 Away: 6-5 Neutral: 5-1

| # | Player | gp-gs | min | avg | Total | | 3-Point | | F-Throw | | Rebounds | | | | pf | dq | a | to | blk | stl | pts | avg |
|----------------|------------------|-------|------|------|----------|------|---------|------|---------|------|----------|-----|-----|------|-----|----|-----|-----|-----|-----|------|------|
| | | | | | fg-fga | fg% | 3fg-fga | 3fg% | ft-fa | ft% | off | def | tot | avg | | | | | | | | |
| 00 | Barford, Jaylen | 35-29 | 455 | 13.0 | 90-189 | .476 | 15-57 | .263 | 29-45 | .644 | 15 | 45 | 60 | 1.7 | 40 | 0 | 40 | 33 | 4 | 21 | 224 | 6.4 |
| 04 | Macon, Daryl | 35-21 | 459 | 13.1 | 68-159 | .428 | 38-96 | .396 | 47-54 | .870 | 7 | 37 | 44 | 1.3 | 30 | 0 | 35 | 32 | 1 | 20 | 221 | 6.3 |
| 03 | Hannahs, Dusty | 35-22 | 428 | 12.2 | 69-181 | .381 | 25-83 | .301 | 40-45 | .889 | 9 | 21 | 30 | 0.9 | 28 | 0 | 16 | 33 | 3 | 7 | 203 | 5.8 |
| 33 | Kingsley, Moses | 35-35 | 459 | 13.1 | 58-144 | .403 | 5-9 | .556 | 46-57 | .807 | 30 | 80 | 110 | 3.1 | 32 | 0 | 19 | 44 | 41 | 8 | 167 | 4.8 |
| 31 | Beard, Anton | 35-11 | 349 | 10.0 | 38-97 | .392 | 15-40 | .375 | 22-30 | .733 | 8 | 17 | 25 | 0.7 | 31 | 0 | 30 | 24 | 1 | 19 | 113 | 3.2 |
| 21 | Watkins, Manuale | 35-22 | 387 | 11.1 | 50-94 | .532 | 9-17 | .529 | 4-14 | .286 | 20 | 49 | 69 | 2.0 | 30 | 0 | 29 | 14 | 0 | 19 | 113 | 3.2 |
| 13 | Thomas, Dustin | 35-26 | 342 | 9.8 | 35-85 | .412 | 1-3 | .333 | 20-31 | .645 | 25 | 54 | 79 | 2.3 | 34 | 0 | 21 | 25 | 5 | 13 | 91 | 2.6 |
| 05 | Cook, Arlando | 35-7 | 219 | 6.3 | 24-58 | .414 | 0-0 | .000 | 11-18 | .611 | 19 | 33 | 52 | 1.5 | 35 | 0 | 8 | 16 | 5 | 5 | 59 | 1.7 |
| 23 | Jones, CJ | 21-0 | 57 | 2.7 | 10-17 | .588 | 9-13 | .692 | 0-0 | .000 | 0 | 8 | 8 | 0.4 | 5 | 0 | 5 | 3 | 1 | 1 | 29 | 1.4 |
| 01 | Thompson, Trey | 35-0 | 250 | 7.1 | 17-28 | .607 | 0-0 | .000 | 11-14 | .786 | 10 | 47 | 57 | 1.6 | 43 | 0 | 30 | 9 | 19 | 10 | 45 | 1.3 |
| 02 | Bailey, Adrio | 26-2 | 93 | 3.6 | 7-16 | .438 | 0-0 | .000 | 2-7 | .286 | 6 | 13 | 19 | 0.7 | 10 | 0 | 4 | 4 | 2 | 6 | 16 | 0.6 |
| 12 | Hazen, Brachen | 14-0 | 2 | 0.1 | 0-0 | .000 | 0-0 | .000 | 0-0 | .000 | 0 | 0 | 0 | 0.0 | 2 | 0 | 0 | 1 | 0 | 0 | 0 | 0.0 |
| 15 | Holmes, Jonathan | 6-0 | 0 | 0.0 | 0-0 | .000 | 0-0 | .000 | 0-0 | .000 | 0 | 0 | 0 | 0.0 | 0 | 0 | 0 | 0 | 0 | 0 | 0 | 0.0 |
| Team | | | | | | | | | | | 32 | 23 | 55 | | 1 | | | 1 | | | | |
| Total..... | | 35 | 3500 | | 466-1068 | .436 | 117-318 | .368 | 232-315 | .737 | 181 | 427 | 608 | 17.4 | 321 | 0 | 237 | 239 | 82 | 129 | 1281 | 36.6 |
| Opponents..... | | 35 | 3500 | | 453-1068 | .424 | 139-399 | .348 | 242-342 | .708 | 225 | 452 | 677 | 19.3 | 281 | - | 233 | 245 | 56 | 107 | 1287 | 36.8 |

| TEAM STATISTICS | | | AR | OPP | Date | Opponent | Score | Att. | |
|------------------------|--|--|----------|----------|------------|----------------------|---------------|---------|-------|
| SCORING | | | 1281 | 1287 | 11/11/16 | FORT WAYNE | w 92-83 | 13787 | |
| Points per game | | | 36.6 | 36.8 | 11/14/16 | SOUTHERN ILLINOIS | w 90-65 | 13308 | |
| Scoring margin | | | -0.2 | - | 11/18/16 | UT ARLINGTON | w 71-67 | 13587 | |
| FIELD GOALS-ATT | | | 466-1068 | 453-1068 | 11/22/16 | at Minnesota | L 71-85 | 8997 | |
| Field goal pct | | | .436 | .424 | 11/28/16 | MOUNT ST. MARY'S | w 89-76 | 13321 | |
| 3 POINT FG-ATT | | | 117-318 | 139-399 | 12/01/16 | STEPHEN F. AUSTIN | w 78-62 | 13358 | |
| 3-point FG pct | | | .368 | .348 | 12/03/16 | AUSTIN PEAY | w 99-62 | 19483 | |
| 3-pt FG made per game | | | 3.3 | 4.0 | 12/06/16 | HOUSTON | w 84-72 | 13455 | |
| FREE THROWS-ATT | | | 232-315 | 242-342 | 12/10/16 | NORTH FLORIDA | w 91-76 | 13700 | |
| Free throw pct | | | .737 | .708 | 12/17/16 | vs Texas | w 77-74 | 8777 | |
| F-Throws made per game | | | 6.6 | 6.9 | 12/20/16 | NORTH DAKOTA STATE | w 71-55 | 16006 | |
| REBOUNDS | | | 608 | 677 | 12/22/16 | vs Sam Houston State | w 90-56 | 12153 | |
| Rebounds per game | | | 17.4 | 19.3 | * 12/29/16 | FLORIDA | L 72-81 | 20355 | |
| Rebounding margin | | | -2.0 | - | * 01/03/17 | at Tennessee | w 82-78 | 13002 | |
| ASSISTS | | | 237 | 233 | * 01/07/17 | at Kentucky | L 71-97 | 24322 | |
| Assists per game | | | 6.8 | 6.7 | * 01/10/17 | MISSISSIPPI STATE | L 78-84 | 15111 | |
| TURNOVERS | | | 239 | 245 | * 01/14/17 | MISSOURI | w 92-73 | 15424 | |
| Turnovers per game | | | 6.8 | 7.0 | * 01/17/17 | at Texas A&M | w 62-60 | 9474 | |
| Turnover margin | | | +0.2 | - | * 01/21/17 | LSU | w 99-86 | 16333 | |
| Assist/turnover ratio | | | 1.0 | 1.0 | * 01/24/17 | at Vanderbilt | w 71-70 | 9408 | |
| STEALS | | | 129 | 107 | 01/28/17 | at Oklahoma State | L 71-99 | 13611 | |
| Steals per game | | | 3.7 | 3.1 | * 02/01/17 | ALABAMA | w 87-68 | 14004 | |
| BLOCKS | | | 82 | 56 | * 02/04/17 | at Missouri | L 78-83 | 11434 | |
| Blocks per game | | | 2.3 | 1.6 | * 02/07/17 | VANDERBILT | L 59-72 | 13494 | |
| ATTENDANCE | | | 274446 | 203763 | * 02/11/17 | at LSU | w 78-70 | 7132 | |
| Home games-Avg/Game | | | 18-15247 | 11-11769 | * 02/15/17 | at South Carolina | w 83-76 | 13001 | |
| Neutral site-Avg/Game | | | - | 6-12384 | * 02/18/17 | OLE MISS | w 98-80 | 17356 | |
| Score by Periods | | | 1st | 2nd | Totals | * 02/22/17 | TEXAS A&M | w 86-77 | 14117 |
| Arkansas | | | 1281 | 1509 | 2790 | * 02/25/17 | at Auburn | w 79-68 | 8098 |
| Opponents | | | 1287 | 1300 | 2587 | * 03/01/17 | at Florida | L 65-78 | 10978 |
| | | | | | | * 03/04/17 | GEORGIA | w 85-67 | 18247 |
| | | | | | | 03/10/17 | vs Ole Miss | w 73-72 | 14227 |
| | | | | | | 03/11/17 | vs Vanderbilt | w 76-62 | 19196 |
| | | | | | | 03/12/17 | vs Kentucky | L 65-82 | 19953 |
| | | | | | | 3/17/17 | vs Seton Hall | w 77-71 | 0 |

* - Conference game



2016-17 Arkansas Razorbacks
Arkansas Combined Team Statistics (as of Mar 17, 2017)
All games -- 2nd half only



Overall record: 26-9 Conf: 12-6 Home: 15-3 Away: 6-5 Neutral: 5-1

| # | Player | gp-gs | min | avg | Total | | 3-Point | | F-Throw | | Rebounds | | | | pf | dq | a | to | blk | stl | pts | avg |
|----------------|------------------|-------|------|------|----------|------|---------|------|---------|------|----------|-----|-----|------|-----|----|-----|-----|-----|-----|------|------|
| | | | | | fg-fga | fg% | 3fg-fga | 3fg% | ft-fa | ft% | off | def | tot | avg | | | | | | | | |
| 03 | Hannahs, Dusty | 35-22 | 444 | 12.7 | 96-195 | .492 | 47-104 | .452 | 68-74 | .919 | 10 | 19 | 29 | 0.8 | 34 | 0 | 27 | 21 | 1 | 9 | 307 | 8.8 |
| 33 | Kingsley, Moses | 35-35 | 507 | 14.5 | 87-163 | .534 | 2-6 | .333 | 81-108 | .750 | 49 | 113 | 162 | 4.6 | 63 | 0 | 29 | 25 | 50 | 14 | 257 | 7.3 |
| 04 | Macon, Daryl | 35-21 | 423 | 12.1 | 67-144 | .465 | 24-67 | .358 | 85-99 | .859 | 11 | 39 | 50 | 1.4 | 34 | 0 | 42 | 30 | 1 | 20 | 243 | 6.9 |
| 00 | Barford, Jaylen | 35-29 | 433 | 12.4 | 80-194 | .412 | 13-46 | .283 | 53-64 | .828 | 22 | 50 | 72 | 2.1 | 38 | 0 | 30 | 33 | 2 | 22 | 226 | 6.5 |
| 31 | Beard, Anton | 35-11 | 386 | 11.0 | 44-106 | .415 | 15-45 | .333 | 34-45 | .756 | 20 | 25 | 45 | 1.3 | 37 | 0 | 37 | 13 | 0 | 19 | 137 | 3.9 |
| 21 | Watkins, Manuale | 35-22 | 386 | 11.0 | 41-67 | .612 | 4-11 | .364 | 13-16 | .813 | 17 | 49 | 66 | 1.9 | 38 | 0 | 37 | 6 | 1 | 24 | 99 | 2.8 |
| 13 | Thomas, Dustin | 35-26 | 292 | 8.3 | 36-62 | .581 | 0-2 | .000 | 26-39 | .667 | 18 | 37 | 55 | 1.6 | 67 | 0 | 17 | 10 | 4 | 10 | 98 | 2.8 |
| 05 | Cook, Arlando | 35-7 | 182 | 5.2 | 15-31 | .484 | 0-0 | .000 | 13-19 | .684 | 10 | 21 | 31 | 0.9 | 27 | 0 | 4 | 7 | 8 | 5 | 43 | 1.2 |
| 01 | Thompson, Trey | 35-0 | 243 | 6.9 | 17-27 | .630 | 0-1 | .000 | 8-15 | .533 | 19 | 39 | 58 | 1.7 | 35 | 0 | 26 | 12 | 10 | 11 | 42 | 1.2 |
| 02 | Bailey, Adrio | 26-2 | 88 | 3.4 | 13-19 | .684 | 0-0 | .000 | 4-12 | .333 | 7 | 9 | 16 | 0.6 | 16 | 0 | 3 | 6 | 5 | 5 | 30 | 1.2 |
| 23 | Jones, CJ | 21-0 | 69 | 3.3 | 7-19 | .368 | 3-11 | .273 | 5-7 | .714 | 0 | 5 | 5 | 0.2 | 6 | 0 | 1 | 1 | 4 | 0 | 22 | 1.0 |
| 15 | Holmes, Jonathan | 6-0 | 7 | 1.2 | 1-5 | .200 | 0-4 | .000 | 0-0 | .000 | 0 | 1 | 1 | 0.2 | 1 | 0 | 0 | 0 | 0 | 0 | 2 | 0.3 |
| 12 | Hazen, Brachen | 14-0 | 40 | 2.9 | 1-6 | .167 | 0-2 | .000 | 1-4 | .250 | 2 | 10 | 12 | 0.9 | 3 | 0 | 2 | 3 | 0 | 0 | 3 | 0.2 |
| Team | | | | | | | | | | | 27 | 28 | 55 | | | | | 3 | | | | |
| Total..... | | 35 | 3500 | | 505-1038 | .487 | 108-299 | .361 | 391-502 | .779 | 212 | 445 | 657 | 18.8 | 399 | 0 | 255 | 170 | 86 | 139 | 1509 | 43.1 |
| Opponents..... | | 35 | 3500 | | 424-1027 | .413 | 119-376 | .316 | 333-476 | .700 | 223 | 375 | 598 | 17.1 | 381 | - | 205 | 215 | 59 | 67 | 1300 | 37.1 |

| TEAM STATISTICS | | | | AR | OPP | Date | Opponent | Score | Att. | |
|------------------------|--|--|--|----------|----------|------------|----------------------|---------------|---------|-------|
| SCORING | | | | 1509 | 1300 | 11/11/16 | FORT WAYNE | w 92-83 | 13787 | |
| Points per game | | | | 43.1 | 37.1 | 11/14/16 | SOUTHERN ILLINOIS | w 90-65 | 13308 | |
| Scoring margin | | | | +6.0 | - | 11/18/16 | UT ARLINGTON | w 71-67 | 13587 | |
| FIELD GOALS-ATT | | | | 505-1038 | 424-1027 | 11/22/16 | at Minnesota | L 71-85 | 8997 | |
| Field goal pct | | | | .487 | .413 | 11/28/16 | MOUNT ST. MARY'S | w 89-76 | 13321 | |
| 3 POINT FG-ATT | | | | 108-299 | 119-376 | 12/01/16 | STEPHEN F. AUSTIN | w 78-62 | 13358 | |
| 3-point FG pct | | | | .361 | .316 | 12/03/16 | AUSTIN PEAY | w 99-62 | 19483 | |
| 3-pt FG made per game | | | | 3.1 | 3.4 | 12/06/16 | HOUSTON | w 84-72 | 13455 | |
| FREE THROWS-ATT | | | | 391-502 | 333-476 | 12/10/16 | NORTH FLORIDA | w 91-76 | 13700 | |
| Free throw pct | | | | .779 | .700 | 12/17/16 | vs Texas | w 77-74 | 8777 | |
| F-Throws made per game | | | | 11.2 | 9.5 | 12/20/16 | NORTH DAKOTA STATE | w 71-55 | 16006 | |
| REBOUNDS | | | | 657 | 598 | 12/22/16 | vs Sam Houston State | w 90-56 | 12153 | |
| Rebounds per game | | | | 18.8 | 17.1 | * 12/29/16 | FLORIDA | L 72-81 | 20355 | |
| Rebounding margin | | | | +1.7 | - | * 01/03/17 | at Tennessee | w 82-78 | 13002 | |
| ASSISTS | | | | 255 | 205 | * 01/07/17 | at Kentucky | L 71-97 | 24322 | |
| Assists per game | | | | 7.3 | 5.9 | * 01/10/17 | MISSISSIPPI STATE | L 78-84 | 15111 | |
| TURNOVERS | | | | 170 | 215 | * 01/14/17 | MISSOURI | w 92-73 | 15424 | |
| Turnovers per game | | | | 4.9 | 6.1 | * 01/17/17 | at Texas A&M | w 62-60 | 9474 | |
| Turnover margin | | | | +1.3 | - | * 01/21/17 | LSU | w 99-86 | 16333 | |
| Assist/turnover ratio | | | | 1.5 | 1.0 | * 01/24/17 | at Vanderbilt | w 71-70 | 9408 | |
| STEALS | | | | 139 | 67 | 01/28/17 | at Oklahoma State | L 71-99 | 13611 | |
| Steals per game | | | | 4.0 | 1.9 | * 02/01/17 | ALABAMA | w 87-68 | 14004 | |
| BLOCKS | | | | 86 | 59 | * 02/04/17 | at Missouri | L 78-83 | 11434 | |
| Blocks per game | | | | 2.5 | 1.7 | * 02/07/17 | VANDERBILT | L 59-72 | 13494 | |
| ATTENDANCE | | | | 274446 | 203763 | * 02/11/17 | at LSU | w 78-70 | 7132 | |
| Home games-Avg/Game | | | | 18-15247 | 11-11769 | * 02/15/17 | at South Carolina | w 83-76 | 13001 | |
| Neutral site-Avg/Game | | | | - | 6-12384 | * 02/18/17 | OLE MISS | w 98-80 | 17356 | |
| | | | | | | * 02/22/17 | TEXAS A&M | w 86-77 | 14117 | |
| Score by Periods | | | | 1st | 2nd | Totals | * 02/25/17 | at Auburn | w 79-68 | 8098 |
| Arkansas | | | | 1281 | 1509 | 2790 | * 03/01/17 | at Florida | L 65-78 | 10978 |
| Opponents | | | | 1287 | 1300 | 2587 | * 03/04/17 | GEORGIA | w 85-67 | 18247 |
| | | | | | | | 03/10/17 | vs Ole Miss | w 73-72 | 14227 |
| | | | | | | | 03/11/17 | vs Vanderbilt | w 76-62 | 19196 |
| | | | | | | | 03/12/17 | vs Kentucky | L 65-82 | 19953 |
| | | | | | | | 3/17/17 | vs Seton Hall | w 77-71 | 0 |

* - Conference game



**2016-17 Arkansas Razorbacks
Arkansas Combined Team Statistics (as of Mar 17, 2017)
All games -- Last 5 minutes**


















Overall record: 26-9 Conf: 12-6 Home: 15-3 Away: 6-5 Neutral: 5-1

| # | Player | gp-gs | min | avg | Total | | 3-Point | | F-Throw | | Rebounds | | | | pf | dq | a | to | blk | stl | pts | avg |
|----------------|------------------|-------|-----|-----|---------|------|---------|------|---------|-------|----------|-----|-----|-----|-----|----|----|----|-----|-----|-----|------|
| | | | | | fg-fga | fg% | 3fg-fga | 3fg% | ft-fa | ft% | off | def | tot | avg | | | | | | | | |
| 03 | Hannahs, Dusty | 35-22 | - | - | 24-43 | .558 | 9-23 | .391 | 25-27 | .926 | 4 | 3 | 7 | 0.2 | 12 | 0 | 6 | 6 | 0 | 1 | 82 | 2.3 |
| 33 | Kingsley, Moses | 35-35 | - | - | 25-43 | .581 | 1-3 | .333 | 31-43 | .721 | 19 | 30 | 49 | 1.4 | 20 | 0 | 6 | 5 | 17 | 7 | 82 | 2.3 |
| 04 | Macon, Daryl | 35-21 | - | - | 13-34 | .382 | 4-18 | .222 | 47-53 | .887 | 5 | 11 | 16 | 0.5 | 11 | 0 | 9 | 9 | 0 | 1 | 77 | 2.2 |
| 00 | Barford, Jaylen | 35-29 | - | - | 16-41 | .390 | 2-9 | .222 | 24-28 | .857 | 6 | 15 | 21 | 0.6 | 13 | 0 | 4 | 11 | 0 | 6 | 58 | 1.7 |
| 21 | Watkins, Manuale | 35-22 | - | - | 11-17 | .647 | 0-2 | .000 | 7-7 | 1.000 | 4 | 17 | 21 | 0.6 | 13 | 0 | 12 | 0 | 0 | 10 | 29 | 0.8 |
| 31 | Beard, Anton | 35-11 | - | - | 8-21 | .381 | 3-8 | .375 | 9-12 | .750 | 1 | 4 | 5 | 0.1 | 10 | 0 | 4 | 2 | 0 | 4 | 28 | 0.8 |
| 23 | Jones, CJ | 21-0 | - | - | 6-10 | .600 | 2-5 | .400 | 0-2 | .000 | 0 | 2 | 2 | 0.1 | 2 | 0 | 1 | 1 | 1 | 0 | 14 | 0.7 |
| 13 | Thomas, Dustin | 35-26 | - | - | 6-11 | .545 | 0-0 | .000 | 9-11 | .818 | 4 | 12 | 16 | 0.5 | 13 | 0 | 2 | 0 | 2 | 1 | 21 | 0.6 |
| 02 | Bailey, Adrio | 26-2 | - | - | 6-10 | .600 | 0-0 | .000 | 2-7 | .286 | 4 | 4 | 8 | 0.3 | 7 | 0 | 1 | 2 | 3 | 3 | 14 | 0.5 |
| 15 | Holmes, Jonathan | 6-0 | - | - | 1-5 | .200 | 0-4 | .000 | 0-0 | .000 | 0 | 1 | 1 | 0.2 | 1 | 0 | 0 | 0 | 0 | 0 | 2 | 0.3 |
| 12 | Hazen, Brachen | 14-0 | - | - | 1-3 | .333 | 0-1 | .000 | 1-4 | .250 | 1 | 8 | 9 | 0.6 | 2 | 0 | 2 | 1 | 0 | 0 | 3 | 0.2 |
| 01 | Thompson, Trey | 35-0 | - | - | 3-6 | .500 | 0-0 | .000 | 0-0 | .000 | 3 | 6 | 9 | 0.3 | 2 | 0 | 4 | 0 | 0 | 1 | 6 | 0.2 |
| 05 | Cook, Arlando | 35-7 | - | - | 1-2 | .500 | 0-0 | .000 | 4-4 | 1.000 | 0 | 2 | 2 | 0.1 | 5 | 0 | 0 | 1 | 2 | 1 | 6 | 0.2 |
| Team | | | | | | | | | | | 5 | 11 | 16 | | | | | 1 | | | | |
| Total..... | | 35 | - | - | 121-246 | .492 | 21-73 | .288 | 159-198 | .803 | 56 | 126 | 182 | 5.2 | 111 | 0 | 51 | 39 | 25 | 35 | 422 | 12.1 |
| Opponents..... | | 35 | - | - | 106-259 | .409 | 31-98 | .316 | 127-177 | .718 | 55 | 91 | 146 | 4.2 | 115 | - | 51 | 47 | 8 | 18 | 370 | 10.6 |

| TEAM STATISTICS | AR | OPP | Date | Opponent | Score | Att. |
|------------------------|----------|----------|------------|----------------------|---------|-------|
| SCORING | | | | | | |
| Points per game | 12.1 | 10.6 | 11/11/16 | FORT WAYNE | w 92-83 | 13787 |
| Scoring margin | +1.5 | - | 11/14/16 | SOUTHERN ILLINOIS | w 90-65 | 13308 |
| FIELD GOALS-ATT | 121-246 | 106-259 | 11/18/16 | UT ARLINGTON | w 71-67 | 13587 |
| Field goal pct | .492 | .409 | 11/22/16 | at Minnesota | L 71-85 | 8997 |
| 3 POINT FG-ATT | 21-73 | 31-98 | 11/28/16 | MOUNT ST. MARY'S | w 89-76 | 13321 |
| 3-point FG pct | .288 | .316 | 12/01/16 | STEPHEN F. AUSTIN | w 78-62 | 13358 |
| 3-pt FG made per game | 0.6 | 0.9 | 12/03/16 | AUSTIN PEAY | w 99-62 | 19483 |
| FREE THROWS-ATT | 159-198 | 127-177 | 12/06/16 | HOUSTON | w 84-72 | 13455 |
| Free throw pct | .803 | .718 | 12/10/16 | NORTH FLORIDA | w 91-76 | 13700 |
| F-Throws made per game | 4.5 | 3.6 | 12/17/16 | vs Texas | w 77-74 | 8777 |
| REBOUNDS | 182 | 146 | 12/20/16 | NORTH DAKOTA STATE | w 71-55 | 16006 |
| Rebounds per game | 5.2 | 4.2 | 12/22/16 | vs Sam Houston State | w 90-56 | 12153 |
| Rebounding margin | +1.0 | - | * 12/29/16 | FLORIDA | L 72-81 | 20355 |
| ASSISTS | 51 | 51 | * 01/03/17 | at Tennessee | w 82-78 | 13002 |
| Assists per game | 1.5 | 1.5 | * 01/07/17 | at Kentucky | L 71-97 | 24322 |
| TURNOVERS | 39 | 47 | * 01/10/17 | MISSISSIPPI STATE | L 78-84 | 15111 |
| Turnovers per game | 1.1 | 1.3 | * 01/14/17 | MISSOURI | w 92-73 | 15424 |
| Turnover margin | +0.2 | - | * 01/17/17 | at Texas A&M | w 62-60 | 9474 |
| Assist/turnover ratio | 1.3 | 1.1 | * 01/21/17 | LSU | w 99-86 | 16333 |
| STEALS | 35 | 18 | * 01/24/17 | at Vanderbilt | w 71-70 | 9408 |
| Steals per game | 1.0 | 0.5 | 01/28/17 | at Oklahoma State | L 71-99 | 13611 |
| BLOCKS | 25 | 8 | * 02/01/17 | ALABAMA | w 87-68 | 14004 |
| Blocks per game | 0.7 | 0.2 | * 02/04/17 | at Missouri | L 78-83 | 11434 |
| ATTENDANCE | 274446 | 203763 | * 02/07/17 | VANDERBILT | L 59-72 | 13494 |
| Home games-Avg/Game | 18-15247 | 11-11769 | * 02/11/17 | at LSU | w 78-70 | 7132 |
| Neutral site-Avg/Game | - | 6-12384 | * 02/15/17 | at South Carolina | w 83-76 | 13001 |
| | | | * 02/18/17 | OLE MISS | w 98-80 | 17356 |
| | | | * 02/22/17 | TEXAS A&M | w 86-77 | 14117 |
| | | | * 02/25/17 | at Auburn | w 79-68 | 8098 |
| | | | * 03/01/17 | at Florida | L 65-78 | 10978 |
| | | | * 03/04/17 | GEORGIA | w 85-67 | 18247 |
| | | | 03/10/17 | vs Ole Miss | w 73-72 | 14227 |
| | | | 03/11/17 | vs Vanderbilt | w 76-62 | 19196 |
| | | | 03/12/17 | vs Kentucky | L 65-82 | 19953 |
| | | | 3/17/17 | vs Seton Hall | w 77-71 | 0 |

* - Conference game

| 0 |  | JAYLEN BARFORD ■ JR ■ G ■ 6-3 ■ 202 Jackson, Tenn. ■ Motlow State CC | <table><tr><th>YEAR</th><th>GP/GS</th><th>PPG</th><th>APG</th><th>RPG</th><th>SPG</th><th>FG%</th><th>FT%</th></tr><tr><td>2016-17</td><td>35/29</td><td>12.9</td><td>1.9</td><td>3.8</td><td>1.2</td><td>.444</td><td>.752</td></tr><tr><td>Career</td><td>35/29</td><td>12.9</td><td>1.9</td><td>3.8</td><td>1.2</td><td>.444</td><td>.752</td></tr></table> | YEAR | GP/GS | PPG | APG | RPG | SPG | FG% | FT% | 2016-17 | 35/29 | 12.9 | 1.9 | 3.8 | 1.2 | .444 | .752 | Career | 35/29 | 12.9 | 1.9 | 3.8 | 1.2 | .444 | .752 | PLAYER NOTABLES: <ul style="list-style-type: none">• All five 20-point games have come away from home.• Scored 10+ points in 27 of 35 games this season.• Averaging 17.1 ppg over the last 10 games, including three 20-point efforts. | CAREER HIGHS <p>PTS: 23 - (2x) last at S. Carolina (2/15/17) AST: 6 - vs. Vanderbilt (2/17/17) REB: 7 - vs. Seton Hall (3/17/17) STL: 4 - (2x) last vs. Seton Hall (3/17/17)</p> |
|---------|---|--|--|---|--|--|---|-----|-----|------|-----|---------|-------|------|-----|-----|------|------|------|--------|--------|------|-----|-----|------|------|------|---|---|
| YEAR | GP/GS | PPG | APG | RPG | SPG | FG% | FT% | | | | | | | | | | | | | | | | | | | | | | |
| 2016-17 | 35/29 | 12.9 | 1.9 | 3.8 | 1.2 | .444 | .752 | | | | | | | | | | | | | | | | | | | | | | |
| Career | 35/29 | 12.9 | 1.9 | 3.8 | 1.2 | .444 | .752 | | | | | | | | | | | | | | | | | | | | | | |
| 1 |  | TREY THOMPSON ■ JR ■ F ■ 6-9 ■ 265 Madison, Ark. ■ Forrest City HS | <table><tr><th>YEAR</th><th>GP/GS</th><th>PPG</th><th>RPG</th><th>BPG</th><th>APG</th><th>FG%</th><th>FT%</th></tr><tr><td>2016-17</td><td>35/0</td><td>2.5</td><td>3.3</td><td>0.8</td><td>1.6</td><td>.618</td><td>.655</td></tr><tr><td>Career</td><td>78/1</td><td>2.3</td><td>3.1</td><td>0.7</td><td>1.2</td><td>.595</td><td>.603</td></tr></table> | YEAR | GP/GS | PPG | RPG | BPG | APG | FG% | FT% | 2016-17 | 35/0 | 2.5 | 3.3 | 0.8 | 1.6 | .618 | .655 | Career | 78/1 | 2.3 | 3.1 | 0.7 | 1.2 | .595 | .603 | PLAYER NOTABLES: <ul style="list-style-type: none">• Tied for team lead with 44 assists against SEC opponents.• Had a career-high 11 rebounds on Feb. 25 at Auburn• Had a career-high six assists against TAMU on Feb. 22. | CAREER HIGHS <p>PTS: 13 - LSU (2/23/16) REB: 11 - at Auburn (2/25/17) BLK: 4 - Texas Tech (1/30/16) AST: 6 - Texas A&M (2/22/17)</p> |
| YEAR | GP/GS | PPG | RPG | BPG | APG | FG% | FT% | | | | | | | | | | | | | | | | | | | | | | |
| 2016-17 | 35/0 | 2.5 | 3.3 | 0.8 | 1.6 | .618 | .655 | | | | | | | | | | | | | | | | | | | | | | |
| Career | 78/1 | 2.3 | 3.1 | 0.7 | 1.2 | .595 | .603 | | | | | | | | | | | | | | | | | | | | | | |
| 2 |  | ADRIO BAILEY ■ FR ■ F ■ 6-6 ■ 204 Campti, La. ■ Lakeview HS | <table><tr><th>YEAR</th><th>GP/GS</th><th>PPG</th><th>RPG</th><th>BPG</th><th>APG</th><th>FG%</th><th>FT%</th></tr><tr><td>2016-17</td><td>26/2</td><td>1.8</td><td>1.3</td><td>0.3</td><td>0.3</td><td>.571</td><td>.316</td></tr><tr><td>Career</td><td>26/2</td><td>1.8</td><td>1.3</td><td>0.3</td><td>0.3</td><td>.571</td><td>.316</td></tr></table> | YEAR | GP/GS | PPG | RPG | BPG | APG | FG% | FT% | 2016-17 | 26/2 | 1.8 | 1.3 | 0.3 | 0.3 | .571 | .316 | Career | 26/2 | 1.8 | 1.3 | 0.3 | 0.3 | .571 | .316 | PLAYER NOTABLES: <ul style="list-style-type: none">• Recorded his first career start on Feb. 11 at LSU.• Scored a career-high 14 points, 7 rebounds, 2 assists and 2 blocks against Austin Peay.• Tied his career high with 2 steals against TAMU (Feb. 22). | CAREER HIGHS <p>PTS: 14 - Austin Peay (12/3/16) REB: 7 - Austin Peay (12/3/16) BLK: 2 - (2x) last vs. Vanderbilt (2/7/17) AST: 2 - Austin Peay (12/3/16)</p> |
| YEAR | GP/GS | PPG | RPG | BPG | APG | FG% | FT% | | | | | | | | | | | | | | | | | | | | | | |
| 2016-17 | 26/2 | 1.8 | 1.3 | 0.3 | 0.3 | .571 | .316 | | | | | | | | | | | | | | | | | | | | | | |
| Career | 26/2 | 1.8 | 1.3 | 0.3 | 0.3 | .571 | .316 | | | | | | | | | | | | | | | | | | | | | | |
| 3 |  | DUSTY HANNAHS ■ SR ■ G ■ 6-3 ■ 210 Little Rock, Ark. ■ Texas Tech University | <table><tr><th>YEAR</th><th>GP/GS</th><th>PPG</th><th>APG</th><th>SPG</th><th>FG%</th><th>3FG%</th><th>FT%</th></tr><tr><td>2016-17</td><td>35/22</td><td>14.6</td><td>1.2</td><td>0.5</td><td>.439</td><td>.385</td><td>.908</td></tr><tr><td>Career</td><td>130/68</td><td>11.5</td><td>0.9</td><td>0.5</td><td>.428</td><td>.395</td><td>.888</td></tr></table> | YEAR | GP/GS | PPG | APG | SPG | FG% | 3FG% | FT% | 2016-17 | 35/22 | 14.6 | 1.2 | 0.5 | .439 | .385 | .908 | Career | 130/68 | 11.5 | 0.9 | 0.5 | .428 | .395 | .888 | PLAYER NOTABLES: <ul style="list-style-type: none">• Leads the SEC in free throw percentage (.908).• Recorded his 1,000th career point as a Razorback in the semifinals of the SEC Tournament versus Vanderbilt.• 5th player in school history to score 1,000 points in 2 yrs. | CAREER HIGHS <p>PTS: 33 - Florida (3/10/16) AST: 6 - at West Virginia (1/22/14) STL: 3 - (2x) last vs. Miss. St. (1/9/16) 3FGM: 8 - Miss. St. (1/9/16)</p> |
| YEAR | GP/GS | PPG | APG | SPG | FG% | 3FG% | FT% | | | | | | | | | | | | | | | | | | | | | | |
| 2016-17 | 35/22 | 14.6 | 1.2 | 0.5 | .439 | .385 | .908 | | | | | | | | | | | | | | | | | | | | | | |
| Career | 130/68 | 11.5 | 0.9 | 0.5 | .428 | .395 | .888 | | | | | | | | | | | | | | | | | | | | | | |
| 4 |  | DARYL MACON ■ JR ■ G ■ 6-3 ■ 185 Little Rock, Ark. ■ Holmes CC | <table><tr><th>YEAR</th><th>GP/GS</th><th>PPG</th><th>APG</th><th>SPG</th><th>FG%</th><th>3FG%</th><th>FT%</th></tr><tr><td>2016-17</td><td>35/21</td><td>13.3</td><td>2.2</td><td>1.1</td><td>.446</td><td>.380</td><td>.863</td></tr><tr><td>Career</td><td>35/21</td><td>13.3</td><td>2.2</td><td>1.1</td><td>.446</td><td>.380</td><td>.863</td></tr></table> | YEAR | GP/GS | PPG | APG | SPG | FG% | 3FG% | FT% | 2016-17 | 35/21 | 13.3 | 2.2 | 1.1 | .446 | .380 | .863 | Career | 35/21 | 13.3 | 2.2 | 1.1 | .446 | .380 | .863 | PLAYER NOTABLES: <ul style="list-style-type: none">• 5th in the SEC in free throw percentage (.863).• Is 30-of-34 from free throw line in final minute of games.• 4th Razorback in SEC era to score 30 points off bench.• SEC All-Tournament Team selection, averaging 16.7 ppg. | CAREER HIGHS <p>PTS: 30 - Ole Miss (2/18/17) AST: 6 - Missouri (1/14/17) STL: 4 - Fort Wayne (11/11/16) 3FGM: 6 - Ole Miss (2/18/17)</p> |
| YEAR | GP/GS | PPG | APG | SPG | FG% | 3FG% | FT% | | | | | | | | | | | | | | | | | | | | | | |
| 2016-17 | 35/21 | 13.3 | 2.2 | 1.1 | .446 | .380 | .863 | | | | | | | | | | | | | | | | | | | | | | |
| Career | 35/21 | 13.3 | 2.2 | 1.1 | .446 | .380 | .863 | | | | | | | | | | | | | | | | | | | | | | |
| 5 |  | ARLANDO COOK ■ JR ■ F ■ 6-8 ■ 215 St. Louis, Mo. ■ Connors State College | <table><tr><th>YEAR</th><th>GP/GS</th><th>PPG</th><th>RPG</th><th>BPG</th><th>APG</th><th>FG%</th><th>FT%</th></tr><tr><td>2016-17</td><td>35/7</td><td>2.9</td><td>2.4</td><td>0.4</td><td>0.3</td><td>.438</td><td>.649</td></tr><tr><td>Career</td><td>35/7</td><td>2.9</td><td>2.4</td><td>0.4</td><td>0.3</td><td>.438</td><td>.649</td></tr></table> | YEAR | GP/GS | PPG | RPG | BPG | APG | FG% | FT% | 2016-17 | 35/7 | 2.9 | 2.4 | 0.4 | 0.3 | .438 | .649 | Career | 35/7 | 2.9 | 2.4 | 0.4 | 0.3 | .438 | .649 | PLAYER NOTABLES: <ul style="list-style-type: none">• Scored 8 points in the first half at Auburn on Feb. 25.• Had a career high four offensive rebounds at Missouri on Feb. 4.• Pulled down at least one rebound in 30 of 35 games. | CAREER HIGHS <p>PTS: 9 - Southern Illinois (11/14/16) REB: 7 - at Texas A&M (1/17/17) BLK: 3 - (5x) last vs. Sam Houston State (12/20/16) AST: 2 - (3x) last vs. LSU (1/21/17)</p> |
| YEAR | GP/GS | PPG | RPG | BPG | APG | FG% | FT% | | | | | | | | | | | | | | | | | | | | | | |
| 2016-17 | 35/7 | 2.9 | 2.4 | 0.4 | 0.3 | .438 | .649 | | | | | | | | | | | | | | | | | | | | | | |
| Career | 35/7 | 2.9 | 2.4 | 0.4 | 0.3 | .438 | .649 | | | | | | | | | | | | | | | | | | | | | | |
| 12 |  | BRACHEN HAZEN ■ FR ■ F ■ 6-8 ■ 195 Fort Wayne, Ind. ■ Columbia City HS | <table><tr><th>YEAR</th><th>GP/GS</th><th>PPG</th><th>APG</th><th>RPG</th><th>FG%</th><th>3FG%</th><th>FT%</th></tr><tr><td>2016-17</td><td>14/0</td><td>0.2</td><td>0.1</td><td>0.9</td><td>.167</td><td>.000</td><td>.250</td></tr><tr><td>Career</td><td>14/0</td><td>0.2</td><td>0.1</td><td>0.9</td><td>.167</td><td>.000</td><td>.250</td></tr></table> | YEAR | GP/GS | PPG | APG | RPG | FG% | 3FG% | FT% | 2016-17 | 14/0 | 0.2 | 0.1 | 0.9 | .167 | .000 | .250 | Career | 14/0 | 0.2 | 0.1 | 0.9 | .167 | .000 | .250 | PLAYER NOTABLES: <ul style="list-style-type: none">• Had a tip-in off an offensive rebound vs. Austin Peay.• Ranked as the No. 7 player in the state of Indiana.• Had five rebounds in seven minutes of action against Sam Houston State in North Little Rock. | CAREER HIGHS <p>PTS: 2 - Austin Peay (12/3/16) AST: 1 - Sam Houston State (12/22/16) REB: 5 - Sam Houston State (12/22/16) 3FGM: --</p> |
| YEAR | GP/GS | PPG | APG | RPG | FG% | 3FG% | FT% | | | | | | | | | | | | | | | | | | | | | | |
| 2016-17 | 14/0 | 0.2 | 0.1 | 0.9 | .167 | .000 | .250 | | | | | | | | | | | | | | | | | | | | | | |
| Career | 14/0 | 0.2 | 0.1 | 0.9 | .167 | .000 | .250 | | | | | | | | | | | | | | | | | | | | | | |
| 13 |  | DUSTIN THOMAS ■ R-JR ■ F ■ 6-8 ■ 225 Texarkana, Texas ■ University of Colorado | <table><tr><th>YEAR</th><th>GP/GS</th><th>PPG</th><th>RPG</th><th>BPG</th><th>SPG</th><th>FG%</th><th>FT%</th></tr><tr><td>2016-17</td><td>35/26</td><td>5.4</td><td>3.8</td><td>0.3</td><td>0.7</td><td>.483</td><td>.657</td></tr><tr><td>Career</td><td>102/43</td><td>4.5</td><td>2.9</td><td>0.2</td><td>0.4</td><td>.451</td><td>.631</td></tr></table> | YEAR | GP/GS | PPG | RPG | BPG | SPG | FG% | FT% | 2016-17 | 35/26 | 5.4 | 3.8 | 0.3 | 0.7 | .483 | .657 | Career | 102/43 | 4.5 | 2.9 | 0.2 | 0.4 | .451 | .631 | PLAYER NOTABLES: <ul style="list-style-type: none">• Finished with 13 pts and 5 rebs in against Seton Hall.• Has scored 8+ points in 11 games this season.• Recorded 10 pts and 6 rbs in his first start as a Razorback.• Sat out last season after transferring from Colorado. | CAREER HIGHS <p>PTS: 17 - USC (1/4/15) REB: 9 - at LSU (2/11/17) BLK: 2 - (2x) last vs. California (2/12/15) STL: 3 - (2x) last at LSU (2/11/17)</p> |
| YEAR | GP/GS | PPG | RPG | BPG | SPG | FG% | FT% | | | | | | | | | | | | | | | | | | | | | | |
| 2016-17 | 35/26 | 5.4 | 3.8 | 0.3 | 0.7 | .483 | .657 | | | | | | | | | | | | | | | | | | | | | | |
| Career | 102/43 | 4.5 | 2.9 | 0.2 | 0.4 | .451 | .631 | | | | | | | | | | | | | | | | | | | | | | |
| 21 |  | MANUALE WATKINS ■ SR ■ G ■ 6-3 ■ 222 Fayetteville, Ark. ■ Fayetteville HS | <table><tr><th>YEAR</th><th>GP/GS</th><th>PPG</th><th>APG</th><th>RPG</th><th>SPG</th><th>FG%</th><th>FT%</th></tr><tr><td>2016-17</td><td>35/22</td><td>6.1</td><td>1.9</td><td>3.9</td><td>1.2</td><td>.565</td><td>.567</td></tr><tr><td>Career</td><td>111/31</td><td>4.3</td><td>1.5</td><td>2.8</td><td>1.0</td><td>.531</td><td>.588</td></tr></table> | YEAR | GP/GS | PPG | APG | RPG | SPG | FG% | FT% | 2016-17 | 35/22 | 6.1 | 1.9 | 3.9 | 1.2 | .565 | .567 | Career | 111/31 | 4.3 | 1.5 | 2.8 | 1.0 | .531 | .588 | PLAYER NOTABLES: <ul style="list-style-type: none">• Has 20 TO's in 773 mins. of action or 1.0 TO every 38.65 mins.• Leads the team with 43 steals.• Second on the team in rebounding, averaging 3.9 rebounds per game. | CAREER HIGHS <p>PTS: 14 - (2x) last at Wake Forest (12/4/15) AST: 5 - (3x) last vs. Ole Miss (2/18/17) REB: 9 - Northwestern St. (12/1/15) STL: 5 - Wake Forest (11/19/14)</p> |
| YEAR | GP/GS | PPG | APG | RPG | SPG | FG% | FT% | | | | | | | | | | | | | | | | | | | | | | |
| 2016-17 | 35/22 | 6.1 | 1.9 | 3.9 | 1.2 | .565 | .567 | | | | | | | | | | | | | | | | | | | | | | |
| Career | 111/31 | 4.3 | 1.5 | 2.8 | 1.0 | .531 | .588 | | | | | | | | | | | | | | | | | | | | | | |
| 23 |  | C.J. JONES ■ FR ■ G ■ 6-5 ■ 175 Birmingham, Ala. ■ Central Park Christian | <table><tr><th>YEAR</th><th>GP/GS</th><th>PPG</th><th>APG</th><th>SPG</th><th>FG%</th><th>3FG%</th><th>FT%</th></tr><tr><td>2016-17</td><td>21/0</td><td>2.4</td><td>0.3</td><td>0.1</td><td>.472</td><td>.500</td><td>.714</td></tr><tr><td>Career</td><td>21/0</td><td>2.4</td><td>0.3</td><td>0.1</td><td>.472</td><td>.500</td><td>.714</td></tr></table> | YEAR | GP/GS | PPG | APG | SPG | FG% | 3FG% | FT% | 2016-17 | 21/0 | 2.4 | 0.3 | 0.1 | .472 | .500 | .714 | Career | 21/0 | 2.4 | 0.3 | 0.1 | .472 | .500 | .714 | PLAYER NOTABLES: <ul style="list-style-type: none">• 36 of his 51 points this season have come from three's.• Averaged 28 ppg, 6 rpg, 4 apg and 3 spg as a senior.• Had 11 points vs. Austin Peay on 4-of-6 shooting, 3-of-4 from behind the arc. Is shooting 48.6 percent from the field. | CAREER HIGHS <p>PTS: 11 - (2x) last vs. Austin Peay (12/3/16) AST: 2 - Austin Peay (12/3/16) STL: 1 - Missouri (1/14/17) 3FGM: 3 - Austin Peay (12/3/16)</p> |
| YEAR | GP/GS | PPG | APG | SPG | FG% | 3FG% | FT% | | | | | | | | | | | | | | | | | | | | | | |
| 2016-17 | 21/0 | 2.4 | 0.3 | 0.1 | .472 | .500 | .714 | | | | | | | | | | | | | | | | | | | | | | |
| Career | 21/0 | 2.4 | 0.3 | 0.1 | .472 | .500 | .714 | | | | | | | | | | | | | | | | | | | | | | |
| 31 |  | ANTON BEARD ■ JR ■ G ■ 6-0 ■ 198 North Little Rock, Ark. ■ North Little Rock HS | <table><tr><th>YEAR</th><th>GP/GS</th><th>PPG</th><th>APG</th><th>SPG</th><th>FG%</th><th>3FG%</th><th>FT%</th></tr><tr><td>2016-17</td><td>35/11</td><td>7.1</td><td>1.9</td><td>1.1</td><td>.404</td><td>.353</td><td>.747</td></tr><tr><td>Career</td><td>93/28</td><td>6.5</td><td>1.7</td><td>1.0</td><td>.380</td><td>.335</td><td>.686</td></tr></table> | YEAR | GP/GS | PPG | APG | SPG | FG% | 3FG% | FT% | 2016-17 | 35/11 | 7.1 | 1.9 | 1.1 | .404 | .353 | .747 | Career | 93/28 | 6.5 | 1.7 | 1.0 | .380 | .335 | .686 | PLAYER NOTABLES: <ul style="list-style-type: none">• Pulled down multiple rebounds in 11 of the last 19 games.• Has multiple assists in 20 games this year.• Had 7 dimes against LSU, most by a Razorback this year. | CAREER HIGHS <p>PTS: 18 - at Georgia (1/23/16) AST: 7 - LSU (1/21/17) STL: 5 - Milwaukee (12/22/14) 3FGM: 4 - at Ole Miss (2/14/15)</p> |
| YEAR | GP/GS | PPG | APG | SPG | FG% | 3FG% | FT% | | | | | | | | | | | | | | | | | | | | | | |
| 2016-17 | 35/11 | 7.1 | 1.9 | 1.1 | .404 | .353 | .747 | | | | | | | | | | | | | | | | | | | | | | |
| Career | 93/28 | 6.5 | 1.7 | 1.0 | .380 | .335 | .686 | | | | | | | | | | | | | | | | | | | | | | |
| 33 |  | MOSES KINGSLEY ■ SR ■ F ■ 6-10 ■ 230 Abuja, Nigeria ■ Huntington Prep (W.Va.) | <table><tr><th>YEAR</th><th>GP/GS</th><th>PPG</th><th>RPG</th><th>BPG</th><th>SPG</th><th>FG%</th><th>FT%</th></tr><tr><td>2016-17</td><td>35/35</td><td>12.1</td><td>7.8</td><td>2.6</td><td>0.6</td><td>.472</td><td>.770</td></tr><tr><td>Career</td><td>135/70</td><td>8.8</td><td>5.7</td><td>1.9</td><td>0.6</td><td>.510</td><td>.681</td></tr></table> | YEAR | GP/GS | PPG | RPG | BPG | SPG | FG% | FT% | 2016-17 | 35/35 | 12.1 | 7.8 | 2.6 | 0.6 | .472 | .770 | Career | 135/70 | 8.8 | 5.7 | 1.9 | 0.6 | .510 | .681 | PLAYER NOTABLES: <ul style="list-style-type: none">• Named All-SEC 2nd team & to the SEC All-Defensive team.• Is second in the SEC in career double-doubles with 24.• Is T-17th in the country with 2.60 blocks per game.• Has 3+ blocks in 17 games this season. | CAREER HIGHS <p>PTS: 26 - at Dayton (12/30/15) REB: 14 - (3x) last vs. #25 Florida (12/29/16) BLK: 8 - Tennessee Tech (12/12/15) STL: 4 - Auburn (2/17/16)</p> |
| YEAR | GP/GS | PPG | RPG | BPG | SPG | FG% | FT% | | | | | | | | | | | | | | | | | | | | | | |
| 2016-17 | 35/35 | 12.1 | 7.8 | 2.6 | 0.6 | .472 | .770 | | | | | | | | | | | | | | | | | | | | | | |
| Career | 135/70 | 8.8 | 5.7 | 1.9 | 0.6 | .510 | .681 | | | | | | | | | | | | | | | | | | | | | | |
| HC |  |  1980-82 - Student-Athlete |  1982-85 - Volunteer Assistant |  1985-89 - Volunteer Assistant 1989-00 - Assistant Coach 2000-02 - Assistant Head Coach |  2002-06 - Head Coach 89-41 (.680) |  2006-11 - Head Coach 111-57 (.660) |  2011-Present - Head Coach 128-73 (.637) | | | | | | | | | | | | | | | | | | | | | | |